

## MIRA INFORM REPORT

<b>Report No. :</b>	518460
<b>Report Date :</b>	07.07.2018

### IDENTIFICATION DETAILS

<b>Name :</b>	FORACE POLYMERS PRIVATE LIMITED
<b>Registered Office :</b>	10 <sup>th</sup> KM Stone, Delhi Haridwar Road, Bahadrabad, Haridwar – 249402, Uttarakhand
<b>Mobile No.:</b>	91-9219417550 (Mr. Rakesh)
<b>Country :</b>	India
<b>Financials (as on) :</b>	31.03.2017
<b>Date of Incorporation :</b>	27.12.1980
<b>CIN No.:</b> [Company Identification No.]	U15142UR1980PTC005172
<b>Capital Investment / Paid-up Capital :</b>	INR 406.978 Million
<b>IEC No.:</b> [Import-Export Code No.]	Not Divulged
<b>PAN No.:</b> [Permanent Account No.]	AAACF2295B
<b>GSTN :</b> [Goods & Service Tax Registration No.]	05AAACF2295B1Z4 (Uttarakhand) 27AAACF2295B1ZY (Maharashtra)
<b>TIN / CST No.:</b>	05001786086
<b>Legal Form :</b>	Private Limited Liability Company
<b>Line of Business :</b>	Manufacturers and dealers of chemical, minerals, colours and dyes, synthetic resins, hardners, catalysts, binders, synthetic tanning agents and leather chemicals, foundry fluxes, synthetic vegetable and mineral oil. [Registered Activity]
<b>No. of Employees :</b>	Information denied by the management

**DISCLAIMER :** This Report is **PRIVATE & CONFIDENTIAL** and it is prepared at the request of and for its use by the Subscriber only. The Subscriber shall use the contents of the Report merely as an aid to its business. Mira Inform Private Limited ("MIPL") has collated information/data in the Report, which have not been verified unless otherwise specifically mentioned in the Report. The Subscriber shall independently verify the accuracy and correctness of the information/data before in any way acting upon the same. MIPL shall not be liable for any harm, injury, loss or damage caused to the Subscriber due to default by the Subscriber's debtors/beneficiaries in fulfilling their obligations of any nature whatsoever. This Report or any of its portion shall not be used as a documentary evidence or otherwise before any investigative agencies or forum of law. This Report is confidential and proprietary to MIPL. The Subscriber and/or any other person(s) may not reproduce, publish or disclose any of the contents of the Report to others without the express authorization of MIPL. This Report is prepared and issued to the Subscriber without any risk, responsibility or liability on the part of MIPL or its officials.

**RATING & COMMENTS**

(Mira Inform has adopted New Rating mechanism w.e.f. 23<sup>rd</sup> January 2017)

**MIRA's Rating :**

A

Credit Rating	Explanation	Rating Comments
A	Acceptable Risk	Business dealings permissible with moderate risk of default

<b>Maximum Credit Limit :</b>	USD 1660000
<b>Status :</b>	Satisfactory
<b>Payment Behaviour :</b>	Usually correct
<b>Litigation :</b>	Clear
<b>Comments :</b>	<p>Subject is an established company incorporated in the year 1980 having satisfactory track records.</p> <p>For the financial year ended 2017, the company has witnessed a growth in its revenue and has reported fair profit margin at 5.55% (approximately).</p> <p>The company possesses sound financial profile marked by healthy network base along with low debt level and favorable gap between trade payables to its trade receivables.</p> <p>The company also derives strength from its long established track record of business operations.</p> <p>Trade relations are reported as fair. Business is active. Payment terms are seems to be usually correct and as per commitments.</p> <p>In view of the aforesaid, the company can be considered for business dealings at usual trade terms and conditions.</p>

**NOTES:**

Any query related to this report can be made on e-mail: [infodept@mirainform.com](mailto:infodept@mirainform.com) while quoting report number, name and date.

**ECGC Country Risk Classification List**

Country Name	Previous Rating (31.12.2017)	Current Rating (01.04.2018)
India	A1	A1

Risk Category	ECGC Classification
Insignificant	A1
Low Risk	A2

**DISCLAIMER :** This Report is **PRIVATE & CONFIDENTIAL** and it is prepared at the request of and for its use by the Subscriber only. The Subscriber shall use the contents of the Report merely as an aid to its business. Mira Inform Private Limited ("MIPL") has collated information/data in the Report, which have not been verified unless otherwise specifically mentioned in the Report. The Subscriber shall independently verify the accuracy and correctness of the information/data before in any way acting upon the same. MIPL shall not be liable for any harm, injury, loss or damage caused to the Subscriber due to default by the Subscriber's debtors/beneficiaries in fulfilling their obligations of any nature whatsoever. This Report or any of its portion shall not be used as a documentary evidence or otherwise before any investigative agencies or forum of law. This Report is confidential and proprietary to MIPL. The Subscriber and/or any other person(s) may not reproduce, publish or disclose any of the contents of the Report to others without the express authorization of MIPL. This Report is prepared and issued to the Subscriber without any risk, responsibility or liability on the part of MIPL or its officials.

Moderately Low Risk	B1
Moderate Risk	B2
Moderately High Risk	C1
High Risk	C2
Very High Risk	D

**EXTERNAL AGENCY RATING**

<b>Rating Agency Name</b>	CARE
<b>Rating</b>	Long Term Rating= BBB
<b>Rating Explanation</b>	Moderate degree of safety and moderate credit risk.
<b>Date</b>	29.01.2018

<b>Rating Agency Name</b>	CARE
<b>Rating</b>	Short Term Rating= A3
<b>Rating Explanation</b>	Moderate degree of safety and higher credit risk.
<b>Date</b>	29.01.2018

**RBI DEFAULTERS' LIST STATUS**

Subject's name is not enlisted as a defaulter in the publicly available RBI Defaulters' list.

**EPF (Employee Provident Fund) DEFAULTERS' LIST STATUS**

Subject's name is not enlisted as a defaulter in the publicly available EPF (Employee Provident Fund) Defaulters' list as of 31-03-2018.

**BIFR (Board for Industrial & Financial Reconstruction) LISTING STATUS**

Subject's name is not listed as a Sick Unit in the publicly available BIFR (Board for Industrial & Financial Reconstruction) list as of 07.07.2018

**IBBI (Insolvency and Bankruptcy Board of India) LISTING STATUS**

Subject's name is not listed in the publicly available IBBI (Insolvency and Bankruptcy Board of India) list as of report date.

**INFORMATION DENIED BY**

<b>Name :</b>	Mr. Rakesh Yadav
<b>Designation :</b>	AGM Finance

**DISCLAIMER :** This Report is **PRIVATE & CONFIDENTIAL** and it is prepared at the request of and for its use by the Subscriber only. The Subscriber shall use the contents of the Report merely as an aid to its business. Mira Inform Private Limited ("MIPL") has collated information/data in the Report, which have not been verified unless otherwise specifically mentioned in the Report. The Subscriber shall independently verify the accuracy and correctness of the information/data before in any way acting upon the same. MIPL shall not be liable for any harm, injury, loss or damage caused to the Subscriber due to default by the Subscriber's debtors/beneficiaries in fulfilling their obligations of any nature whatsoever. This Report or any of its portion shall not be used as a documentary evidence or otherwise before any investigative agencies or forum of law. This Report is confidential and proprietary to MIPL. The Subscriber and/or any other person(s) may not reproduce, publish or disclose any of the contents of the Report to others without the express authorization of MIPL. This Report is prepared and issued to the Subscriber without any risk, responsibility or liability on the part of MIPL or its officials.

<b>Contact No.:</b>	91-9219417550
<b>Date :</b>	07.07.2018

**LOCATIONS**

<b>Registered Office :</b>	10 <sup>th</sup> KM Stone, Delhi Haridwar Road, Bahadrad, Haridwar – 249402, Uttarakhand, India
<b>Tel. No.:</b>	Not Available
<b>Mobile No.:</b>	91-9219417550 (Mr. Rakesh Yadav)
<b>Fax No.:</b>	91-1334-251824 / 334043
<b>E-Mail :</b>	<a href="mailto:accounts@foracepolymers.in">accounts@foracepolymers.in</a> <a href="mailto:contact@foracepolymers.in">contact@foracepolymers.in</a> <a href="mailto:mktg@foracepolymers.in">mktg@foracepolymers.in</a>
<b>Website :</b>	<a href="http://www.foracepolymers.net">http://www.foracepolymers.net</a>
<b>Courier Address:</b>	38, Nand Vihar, Haridwar – 249404, Uttarakhand, India

**DIRECTORS**

**AS ON 31.03.2018**

<b>Name :</b>	Mr. Vikas Garg		
<b>Designation :</b>	Managing director		
<b>Address :</b>	38 Nand Vihar, P O : Gurukul Kangri, Haridwar – 249402, Uttarakhand, India		
<b>Date of Birth/Age :</b>	16.02.1974		
<b>Date of Appointment :</b>	17.01.2007		
<b>PAN No.:</b>	ABIPG9637N		
<b>DIN No.:</b>	00785646		
<b>Other Directorship:</b>			
<b>CIN/FCRN</b>	<b>Company Name</b>	<b>Begin Date</b>	<b>End Date</b>
U36999UR2017PTC007621	FORACE INDUSTRIES PRIVATE LIMITED	23/02/2017	-
<b>Name :</b>	Sonia Garg		
<b>Designation :</b>	Director		
<b>Address :</b>	38 Nand Vihar, P O : Gurukul Kangri, Haridwar – 249402, Uttarakhand, India		
<b>Date of Birth/Age :</b>	08.10.1973		
<b>Date of Appointment :</b>	17.01.2007		
<b>PAN No.:</b>	ACFPG2334L		
<b>DIN No.:</b>	00786166		
<b>Other Directorship:</b>			
<b>CIN/FCRN</b>	<b>Company Name</b>	<b>Begin Date</b>	<b>End Date</b>
U36999UR2017PTC007621	FORACE INDUSTRIES PRIVATE LIMITED	23/02/2017	-

**DISCLAIMER :** This Report is **PRIVATE & CONFIDENTIAL** and it is prepared at the request of and for its use by the Subscriber only. The Subscriber shall use the contents of the Report merely as an aid to its business. Mira Inform Private Limited ("MIPL") has collated information/data in the Report, which have not been verified unless otherwise specifically mentioned in the Report. The Subscriber shall independently verify the accuracy and correctness of the information/data before in any way acting upon the same. MIPL shall not be liable for any harm, injury, loss or damage caused to the Subscriber due to default by the Subscriber's debtors/beneficiaries in fulfilling their obligations of any nature whatsoever. This Report or any of its portion shall not be used as a documentary evidence or otherwise before any investigative agencies or forum of law. This Report is confidential and proprietary to MIPL. The Subscriber and/or any other person(s) may not reproduce, publish or disclose any of the contents of the Report to others without the express authorization of MIPL. This Report is prepared and issued to the Subscriber without any risk, responsibility or liability on the part of MIPL or its officials.

<b>Name :</b>	Mr. Dipak Kumar Ghosh
<b>Designation :</b>	Director
<b>Address :</b>	27- A Arihant Vihar, P.O. Gurukul Kangri Kankhal, Haridwar – 249404, Uttarakhand, India
<b>Date of Birth/Age :</b>	24.09.1954
<b>Date of Appointment :</b>	26.11.2008
<b>PAN No.:</b>	ABJPG5889M
<b>DIN No.:</b>	02423195
<b>Name :</b>	Mr. Suresh Chandra Gupta
<b>Designation :</b>	Director
<b>Address :</b>	36 Nand Vihar, P O: Gurukul Kangri, Haridwar – 249402, Uttarakhand, India
<b>Date of Birth/Age :</b>	06.07.1951
<b>Date of Appointment :</b>	27.12.1980
<b>PAN No.:</b>	AAGPG4520P
<b>DIN No.:</b>	00785598

**KEY EXECUTIVES**

<b>Name :</b>	Mr. Rakesh Yadav
<b>Designation :</b>	AGM Finance

**MAJOR SHAREHOLDERS**

**AS ON 31.03.2017**

<b>Names of Shareholders (Equity Shares)</b>	<b>No. of Shares</b>
Usha Garg	16940
Vikas Garg	58010
Sonia Garg	39458
Pooja Garg Mittal	10
Reshrna Garg	10
Vikas Garg (Karta Vikas Garg HUF)	30571
Nem Chand Garg	1
Gopal Krishna	5500
Arrow Distributors Private Limited	5000
Rudra Rubbers Private Limited	5000
Alka Batra	1690
Pine View Instruments Private Limited	1700
Golden Mercantiles Limited	2500
Ballabgarh Refractories Limited	6700
Sharan Exports (I) Limited	1000
ANP Credit Rating Private Limited	1000
Raipur Durg Project Limited	500

**DISCLAIMER :** This Report is **PRIVATE & CONFIDENTIAL** and it is prepared at the request of and for its use by the Subscriber only. The Subscriber shall use the contents of the Report merely as an aid to its business. Mira Inform Private Limited ("MIPL") has collated information/data in the Report, which have not been verified unless otherwise specifically mentioned in the Report. The Subscriber shall independently verify the accuracy and correctness of the information/data before in any way acting upon the same. MIPL shall not be liable for any harm, injury, loss or damage caused to the Subscriber due to default by the Subscriber's debtors/beneficiaries in fulfilling their obligations of any nature whatsoever. This Report or any of its portion shall not be used as a documentary evidence or otherwise before any investigative agencies or forum of law. This Report is confidential and proprietary to MIPL. The Subscriber and/or any other person(s) may not reproduce, publish or disclose any of the contents of the Report to others without the express authorization of MIPL. This Report is prepared and issued to the Subscriber without any risk, responsibility or liability on the part of MIPL or its officials.

**FORACE POLYMERS PRIVATE LIMITED - 518460**

**PAGE NO. : 6**

Maggot Impex Private Limited	500
Allegiance Trdg. Private Limited	500
Laxman Sawarkar Mktg. Private Limited	2000
Forefront Buildcon Private Limited	500
Madhav Fincap Private Limited	2800
Ladliji Enterprises Private Limited	1200
Sai Powertec Sys. Private Limited	700
Label Buildcon Private Limited	700
Sunshine Infrabuild Corpn. Limited	500
<b>Total</b>	<b>184990</b>

<b>Names of Shareholders (Preference Shares)</b>	<b>No. of Shares</b>
Usha Garg	355740
Vikas Garg	1218210
Sonia Garg	828618
Pooja Garg Mittal	210
Reshrna Garg	210
Vikas Garg (Karta Vikas Garg HUF)	641991
Nem Chand Garg	21
Gopal Krishna	115500
Arrow Distributors Private Limited	105000
Rudra Rubbers Private Limited	105000
Alka Batra	35490
Pine View Instruments Private Limited	35700
Golden Mercantiles Limited	52500
Ballabgarh Refractories Limited	140700
Sharan Exports (I) Limited	21000
ANP Credit Rating Private Limited	21000
Raipur Durg Project Limited	10500
Maggot Impex Private Limited	10500
Allegiance Trdg. Private Limited	10500
Laxman Sawarkar Mktg. Private Limited	42000
Forefront Buildcon Private Limited	10500
Madhav Fincap Private Limited	58800
Ladliji Enterprises Private Limited	25200
Sai Powertec Sys. Private Limited	14700
Label Buildcon Private Limited	14700
Sunshine Infrabuild Corpn. Limited	10500
<b>Total</b>	<b>3884790</b>

**Equity Share Break up (Percentage of Total Equity)**


**AS ON 30.09.2017**

**DISCLAIMER** : This Report is **PRIVATE & CONFIDENTIAL** and it is prepared at the request of and for its use by the Subscriber only. The Subscriber shall use the contents of the Report merely as an aid to its business. Mira Inform Private Limited ("MIPL") has collated information/data in the Report, which have not been verified unless otherwise specifically mentioned in the Report. The Subscriber shall independently verify the accuracy and correctness of the information/data before in any way acting upon the same. MIPL shall not be liable for any harm, injury, loss or damage caused to the Subscriber due to default by the Subscriber's debtors/beneficiaries in fulfilling their obligations of any nature whatsoever. This Report or any of its portion shall not be used as a documentary evidence or otherwise before any investigative agencies or forum of law. This Report is confidential and proprietary to MIPL. The Subscriber and/or any other person(s) may not reproduce, publish or disclose any of the contents of the Report to others without the express authorization of MIPL. This Report is prepared and issued to the Subscriber without any risk, responsibility or liability on the part of MIPL or its officials.

Category	Percentage
Promoters [Individual/Hindu Undivided Family (Indian)]	52.69
Public/Other than promoters [Individual/Hindu Undivided Family (Indian)]	29.58
Public/Other than promoters [Body corporate]	17.73
<b>Total</b>	<b>100.00</b>

### Share holding pattern

- Promoters [Individual/Hindu Undivided Family (Indian)]
- Public/Other than promoters [Individual/Hindu Undivided Family (Indian)]
- Public/Other than promoters [Body corporate]



### BUSINESS DETAILS

<b>Line of Business :</b>	Manufacturers and dealers of chemical, minerals, colours and dyes, synthetic resins, hardners, catalysts, binders, synthetic tanning agents and leather chemicals, foundry fluxes, synthetic vegetable and mineral oil. [Registered Activity]	
<b>Products / Services :</b>	<b>Name and Description of main products / services</b>	<b>ITC Code</b>
	Resins, Binder, Catalyst	99611719
<b>Brand Names :</b>	Not Available	
<b>Agencies Held :</b>	Not Available	

**DISCLAIMER :** This Report is **PRIVATE & CONFIDENTIAL** and it is prepared at the request of and for its use by the Subscriber only. The Subscriber shall use the contents of the Report merely as an aid to its business. Mira Inform Private Limited ("MIPL") has collated information/data in the Report, which have not been verified unless otherwise specifically mentioned in the Report. The Subscriber shall independently verify the accuracy and correctness of the information/data before in any way acting upon the same. MIPL shall not be liable for any harm, injury, loss or damage caused to the Subscriber due to default by the Subscriber's debtors/beneficiaries in fulfilling their obligations of any nature whatsoever. This Report or any of its portion shall not be used as a documentary evidence or otherwise before any investigative agencies or forum of law. This Report is confidential and proprietary to MIPL. The Subscriber and/or any other person(s) may not reproduce, publish or disclose any of the contents of the Report to others without the express authorization of MIPL. This Report is prepared and issued to the Subscriber without any risk, responsibility or liability on the part of MIPL or its officials.

<b>Exports :</b>	Not Divulged
<b>Imports :</b>	Not Divulged
<b>Terms :</b>	Not Divulged

**PRODUCTION STATUS – (NOT AVAILABLE)**

**GENERAL INFORMATION**

<b>Suppliers :</b>	<b>Reference :</b>	Not Divulged
	<b>Name of the Person :</b>	--
	<b>Contact No.:</b>	--
	<b>Since How Long Known :</b>	--
	<b>Maximum Limit Dealt :</b>	--
	<b>Experience :</b>	--
	<b>Remark :</b>	--
<b>Customers :</b>	<b>Reference :</b>	Not Divulged
	<b>Name of the Person :</b>	--
	<b>Contact No.:</b>	--
	<b>Since How Long Known :</b>	--
	<b>Maximum Limit Dealt :</b>	--
	<b>Experience :</b>	--
	<b>Remark :</b>	--
<b>No. of Employees :</b>	Information denied by the management	
<b>Bankers :</b>	<b>Banker Name :</b>	Small Industries Development Bank of India
	<b>Branch :</b>	59/4, International Trade Center, Rajpur Road, Dehradun – 248001, Uttarakhand, India
	<b>Person Name (With Designation) :</b>	--
	<b>Contact Number :</b>	--
	<b>Name of Account Holder :</b>	--
	<b>Account Number :</b>	--
	<b>Account Since (Date/Year of Account Opening) :</b>	--
	<b>Average Balance Maintained :</b>	--
	<b>Credit Facilities Enjoyed (CC/OD/Term Loan) :</b>	--
	<b>Account Operation :</b>	--

Remark :		--	
Facilities :	<b>SECURED LOANS</b>	<b>31.03.2017</b>	<b>31.03.2016</b>
		<b>INR In Million</b>	<b>INR In Million</b>
	<b>LONG TERM BORROWINGS</b>		
	Rupee term loans from banks	24.811	0.576
	Long-term maturities of finance lease obligations	17.392	12.232
	<b>SHORT TERM BORROWINGS</b>		
	Other loans and advances	445.743	391.538
	<b>Total</b>	<b>487.946</b>	<b>404.346</b>

<b>Auditors :</b>	
<b>Name :</b>	Hemant Arora and Company LLP Chartered Accountants
<b>Address :</b>	354-B, 30, Civil Lines, Roorkee – 247667, Uttarakhand, India
<b>PAN No.:</b>	AACFH5128G
<b>Memberships :</b>	Not Available
<b>Collaborators :</b>	Not Available
<b>Subsidiary company :</b>	<ul style="list-style-type: none"> <li>FP Specialty (PTY) Limited, South Africa</li> </ul>
<b>Other related party :</b>	<ul style="list-style-type: none"> <li>Vikas Garg (HUF)</li> </ul>

**CAPITAL STRUCTURE**

**AS ON 30.09.2017**

**Authorised Capital :**

No. of Shares	Type	Value	Amount
200000	Equity Shares	INR 100/- each	INR 20.000 Million
3900000	Preference Shares	INR 100/- each	INR 390.000 Million
	<b>Total</b>		<b>INR 410.000 Million</b>

**Issued, Subscribed & Paid-up Capital :**

No. of Shares	Type	Value	Amount
184990	Equity Shares	INR 10/- each	INR 18.499 Million
3884790	Preference Shares	INR 100/- each	INR 388.479 Million
	<b>Total</b>		<b>INR 406.978 Million</b>

**FINANCIAL DATA**  
*[all figures are in INR Million]*

**ABRIDGED BALANCE SHEET (STANDALONE)**

SOURCES OF FUNDS	31.03.2017	31.03.2016	31.03.2015
<b>I. EQUITY AND LIABILITIES</b>			
(1) Shareholders' Funds			
(a) Share Capital	406.978	406.978	18.499
(b) Reserves & Surplus	174.675	47.988	340.835
(c) Money received against share warrants	0.000	0.000	0.000
(2) Share Application money pending allotment	0.000	0.000	0.000
<b>Total Shareholders' Funds (1) + (2)</b>	<b>581.653</b>	<b>454.966</b>	<b>359.334</b>
(3) Non-Current Liabilities			
(a) Long-term borrowings	100.091	131.164	128.358
(b) Deferred tax liabilities (Net)	0.000	0.000	0.591
(c) Other long term liabilities	0.000	0.000	0.079
(d) Long-term provisions	0.000	0.000	0.000
<b>Total Non-current Liabilities (3)</b>	<b>100.091</b>	<b>131.164</b>	<b>129.028</b>
(4) Current Liabilities			
(a) Short term borrowings	445.743	391.538	417.713
(b) Trade payables	452.203	263.300	381.870
(c) Other current liabilities	68.079	54.922	44.807
(d) Short-term provisions	64.121	50.778	24.145
<b>Total Current Liabilities (4)</b>	<b>1030.146</b>	<b>760.538</b>	<b>868.535</b>
<b>TOTAL</b>	<b>1711.890</b>	<b>1346.668</b>	<b>1356.897</b>
<b>II. ASSETS</b>			
(1) Non-current assets			
(a) Fixed Assets			
(i) Tangible assets	172.981	143.626	157.466
(ii) Intangible Assets	0.000	0.000	0.000
(iii) Capital work-in-progress	28.136	24.246	10.907
(iv) Intangible assets under development	0.000	0.000	0.000
(b) Non-current Investments	0.000	0.000	0.000
(c) Deferred tax assets (net)	4.895	2.399	0.000
(d) Long-term Loan and Advances	19.281	4.243	2.208
(e) Other Non-current assets	0.000	0.000	0.000
<b>Total Non-Current Assets</b>	<b>225.293</b>	<b>174.514</b>	<b>170.581</b>

**DISCLAIMER** : This Report is **PRIVATE & CONFIDENTIAL** and it is prepared at the request of and for its use by the Subscriber only. The Subscriber shall use the contents of the Report merely as an aid to its business. Mira Inform Private Limited ("MIPL") has collated information/data in the Report, which have not been verified unless otherwise specifically mentioned in the Report. The Subscriber shall independently verify the accuracy and correctness of the information/data before in any way acting upon the same. MIPL shall not be liable for any harm, injury, loss or damage caused to the Subscriber due to default by the Subscriber's debtors/beneficiaries in fulfilling their obligations of any nature whatsoever. This Report or any of its portion shall not be used as a documentary evidence or otherwise before any investigative agencies or forum of law. This Report is confidential and proprietary to MIPL. The Subscriber and/or any other person(s) may not reproduce, publish or disclose any of the contents of the Report to others without the express authorization of MIPL. This Report is prepared and issued to the Subscriber without any risk, responsibility or liability on the part of MIPL or its officials.

(2) Current assets			
(a) Current investments	0.000	0.000	0.000
(b) Inventories	213.925	165.794	181.967
(c) Trade receivables	874.950	794.800	812.053
(d) Cash and cash equivalents	66.649	49.094	52.393
(e) Short-term loans and advances	205.750	110.015	89.124
(f) Other current assets	125.323	52.451	50.779
<b>Total Current Assets</b>	<b>1486.597</b>	<b>1172.154</b>	<b>1186.316</b>
<b>TOTAL</b>	<b>1711.890</b>	<b>1346.668</b>	<b>1356.897</b>

**PROFIT & LOSS ACCOUNT (STANDALONE)**

	<b>PARTICULARS</b>	<b>31.03.2017</b>	<b>31.03.2016</b>	<b>31.03.2015</b>
	<b>SALES</b>			
	Total Revenue from operations	2348.426	2261.072	2450.403
	Other Income	39.326	12.871	13.007
	<b>TOTAL</b>	<b>2387.752</b>	<b>2273.943</b>	<b>2463.410</b>
<b>Less</b>	<b>EXPENSES</b>			
	Cost of Materials Consumed	1761.260	1678.646	1995.541
	Purchases of Stock-in-Trade	27.507	4.289	5.499
	Changes in inventories of finished goods, work-in-progress and Stock-in-Trade	(20.443)	(8.417)	4.829
	Employee benefit expense	84.407	64.197	52.166
	Expenditure on production, transportation and Other expenditure pertaining to exploration and production activities	63.728	87.976	73.968
	CSR expenditure	0.300	1.150	0.000
	Other expenses	179.295	212.989	157.045
	Prior period items	0.000	0.202	0.680
	<b>TOTAL</b>	<b>2096.054</b>	<b>2041.032</b>	<b>2289.728</b>
	<b>PROFIT/ (LOSS) BEFORE INTEREST, TAX, DEPRECIATION AND AMORTISATION</b>	<b>291.698</b>	<b>232.911</b>	<b>173.682</b>
<b>Less</b>	<b>FINANCIAL EXPENSES</b>	66.381	57.346	74.298
	<b>PROFIT / (LOSS) BEFORE TAX, DEPRECIATION AND AMORTISATION</b>	<b>225.317</b>	<b>175.565</b>	<b>99.384</b>
<b>Less</b>	<b>DEPRECIATION/ AMORTISATION</b>	36.034	31.697	38.688
	<b>PROFIT/ (LOSS) BEFORE TAX</b>	<b>189.283</b>	<b>143.868</b>	<b>60.696</b>

**DISCLAIMER** : This Report is **PRIVATE & CONFIDENTIAL** and it is prepared at the request of and for its use by the Subscriber only. The Subscriber shall use the contents of the Report merely as an aid to its business. Mira Inform Private Limited ("MIPL") has collated information/data in the Report, which have not been verified unless otherwise specifically mentioned in the Report. The Subscriber shall independently verify the accuracy and correctness of the information/data before in any way acting upon the same. MIPL shall not be liable for any harm, injury, loss or damage caused to the Subscriber due to default by the Subscriber's debtors/beneficiaries in fulfilling their obligations of any nature whatsoever. This Report or any of its portion shall not be used as a documentary evidence or otherwise before any investigative agencies or forum of law. This Report is confidential and proprietary to MIPL. The Subscriber and/or any other person(s) may not reproduce, publish or disclose any of the contents of the Report to others without the express authorization of MIPL. This Report is prepared and issued to the Subscriber without any risk, responsibility or liability on the part of MIPL or its officials.

<b>Less</b>	<b>TAX</b>	<b>58.854</b>	<b>45.080</b>	<b>16.820</b>
	<b>PROFIT/ (LOSS) AFTER TAX</b>	<b>130.429</b>	<b>98.788</b>	<b>43.876</b>
	<b>Earnings / (Loss) Per Share (INR)</b>	<b>705.06</b>	<b>534.02</b>	<b>237.18</b>

**CURRENT MATURITIES OF LONG TERM DEBT DETAILS**

<b>Particulars</b>	<b>31.03.2017</b>	<b>31.03.2016</b>	<b>31.03.2015</b>
Current Maturities of Long term debt	25.200	16.500	18.201
Net cash flows from (used in) operations	229.450	120.405	144.239
Net cash flows from (used in) operating activities	189.205	74.025	126.275

**KEY RATIOS**

**EFFICIENCY RATIOS**

<b>PARTICULARS</b>	<b>31.03.2017</b>	<b>31.03.2016</b>	<b>31.03.2015</b>
Average Collection Days (Sundry Debtors / Income * 365 Days)	135.99	128.30	0.00
Account Receivables Turnover (Income / Sundry Debtors)	2.68	2.84	0.00
Average Payment Days (Sundry Creditors / Purchases * 365 Days)	92.27	57.11	0.00
Inventory Turnover (Operating Income / Inventories)	1.36	1.40	0.00
Asset Turnover (Operating Income / Net Fixed Assets)	1.45	1.39	0.00

**LEVERAGE RATIOS**

<b>PARTICULARS</b>	<b>31.03.2017</b>	<b>31.03.2016</b>	<b>31.03.2015</b>
Debt Ratio ((Borrowing + Current Liabilities) / Total Assets)	0.67	0.67	0.00
Debt Equity Ratio (Total Liability / Networth)	0.98	1.19	0.00

**DISCLAIMER** : This Report is **PRIVATE & CONFIDENTIAL** and it is prepared at the request of and for its use by the Subscriber only. The Subscriber shall use the contents of the Report merely as an aid to its business. Mira Inform Private Limited ("MIPL") has collated information/data in the Report, which have not been verified unless otherwise specifically mentioned in the Report. The Subscriber shall independently verify the accuracy and correctness of the information/data before in any way acting upon the same. MIPL shall not be liable for any harm, injury, loss or damage caused to the Subscriber due to default by the Subscriber's debtors/beneficiaries in fulfilling their obligations of any nature whatsoever. This Report or any of its portion shall not be used as a documentary evidence or otherwise before any investigative agencies or forum of law. This Report is confidential and proprietary to MIPL. The Subscriber and/or any other person(s) may not reproduce, publish or disclose any of the contents of the Report to others without the express authorization of MIPL. This Report is prepared and issued to the Subscriber without any risk, responsibility or liability on the part of MIPL or its officials.

**FORACE POLYMERS PRIVATE LIMITED - 518460**

**PAGE NO. : 14**

Current Liabilities to Networth (Current Liabilities / Net Worth)	1.77	1.67	0.00
Fixed Assets to Networth (Net Fixed Assets / Networth)	0.35	0.37	0.00
Interest Coverage Ratio (PBIT / Financial Charges)	4.39	4.06	0.00

**PROFITABILITY RATIOS**

PARTICULARS		31.03.2017	31.03.2016	31.03.2015
PAT to Sales ((PAT / Sales) * 100)	%	5.55	4.37	0.00
Return on Total Assets ((PAT / Total Assets) * 100)	%	7.62	7.34	0.00
Return on Investment (ROI) ((PAT / Networth) * 100)	%	22.42	21.71	0.00

**SOLVENCY RATIOS**

PARTICULARS		31.03.2017	31.03.2016	31.03.2015
Current Ratio (Current Assets / Current Liabilities)		1.44	1.54	0.00
Quick Ratio ((Current Assets – Inventories) / Current Liabilities)		1.24	1.32	0.00
G-Score Ratio Financial (Networth / Total Assets)		0.34	0.34	0.00
G-Score Ratio Debt (Debts / Equity Capital)		1.40	1.32	0.00
G-Score Ratio Liquidity (Total Current Assets / Total Current Liabilities)		1.44	1.54	0.00

Total Liability = Short-term Debt + Long-term Debt + Current Maturities of Long-term debts

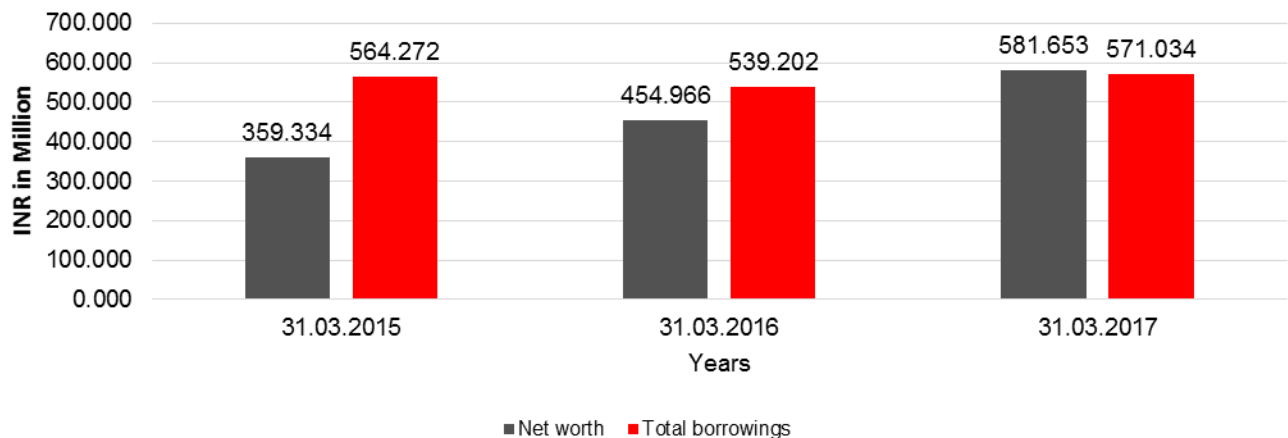
**DISCLAIMER** : This Report is **PRIVATE & CONFIDENTIAL** and it is prepared at the request of and for its use by the Subscriber only. The Subscriber shall use the contents of the Report merely as an aid to its business. Mira Inform Private Limited ("MIPL") has collated information/data in the Report, which have not been verified unless otherwise specifically mentioned in the Report. The Subscriber shall independently verify the accuracy and correctness of the information/data before in any way acting upon the same. MIPL shall not be liable for any harm, injury, loss or damage caused to the Subscriber due to default by the Subscriber's debtors/beneficiaries in fulfilling their obligations of any nature whatsoever. This Report or any of its portion shall not be used as a documentary evidence or otherwise before any investigative agencies or forum of law. This Report is confidential and proprietary to MIPL. The Subscriber and/or any other person(s) may not reproduce, publish or disclose any of the contents of the Report to others without the express authorization of MIPL. This Report is prepared and issued to the Subscriber without any risk, responsibility or liability on the part of MIPL or its officials.

**FINANCIAL ANALYSIS**  
*[all figures are in INR Million]*

**DEBT EQUITY RATIO**

Particular	31.03.2015 (INR In Million)	31.03.2016 (INR In Million)	31.03.2017 (INR In Million)
Share Capital	18.499	406.978	406.978
Reserves & Surplus	340.835	47.988	174.675
<b>Net worth</b>	<b>359.334</b>	<b>454.966</b>	<b>581.653</b>
Long-term borrowings	128.358	131.164	100.091
Short term borrowings	417.713	391.538	445.743
Current maturities of long-term debts	18.201	16.500	25.200
<b>Total borrowings</b>	<b>564.272</b>	<b>539.202</b>	<b>571.034</b>
<b>Debt/Equity ratio</b>	<b>1.570</b>	<b>1.185</b>	<b>0.982</b>

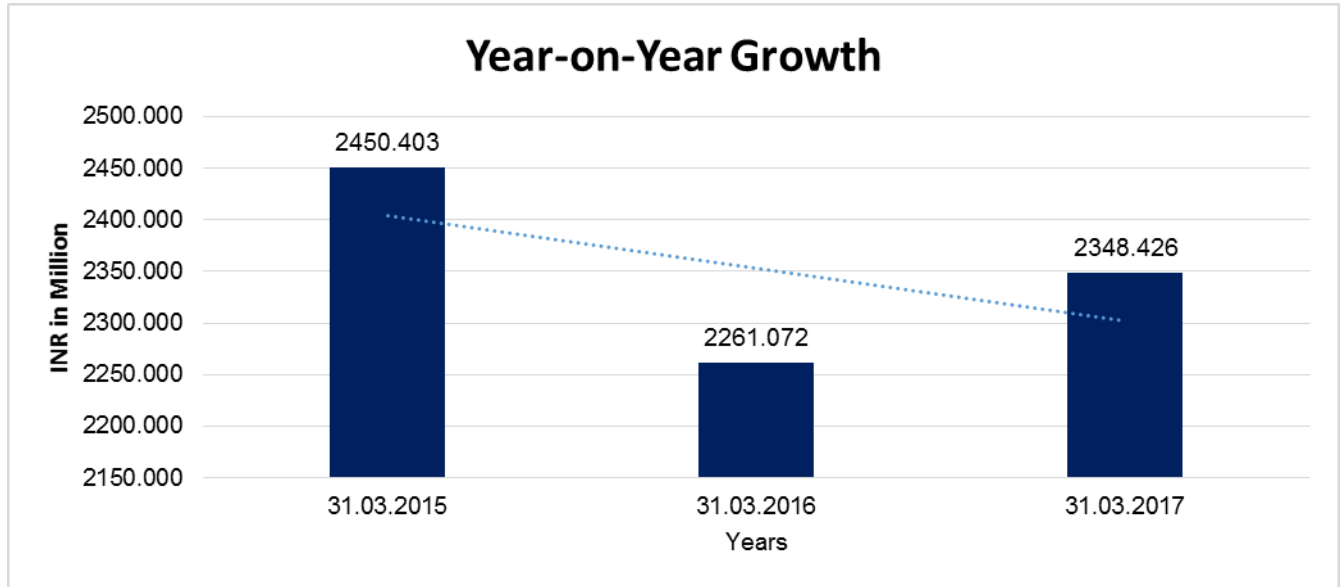
**Debt to Equity**



**YEAR-ON-YEAR GROWTH**

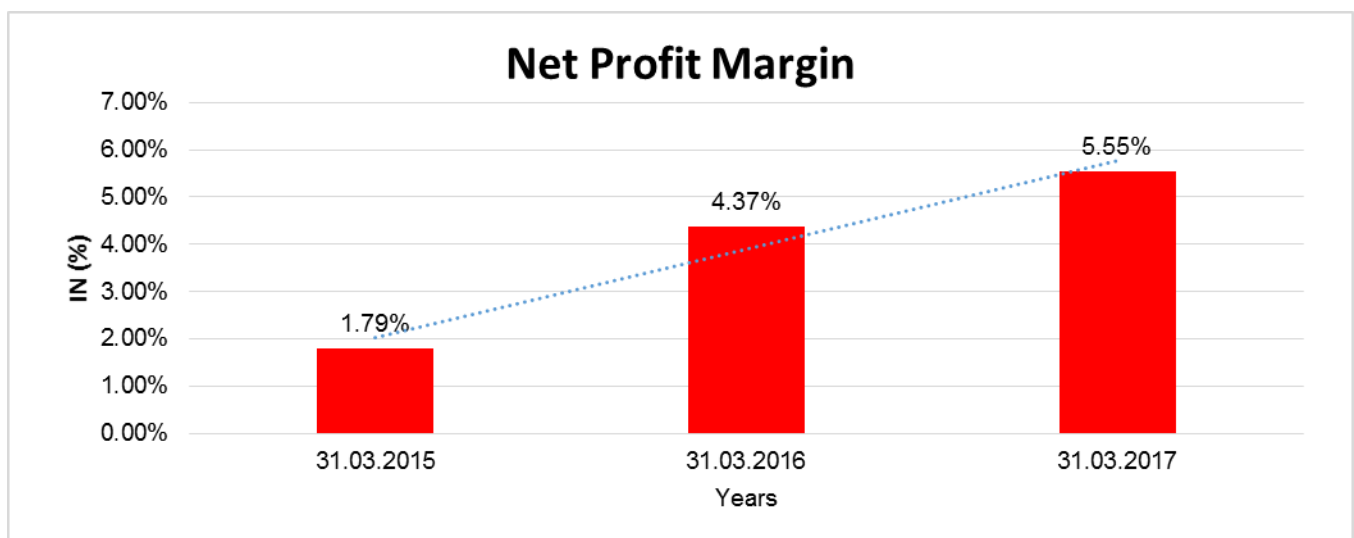
Year on Year Growth	31.03.2015 (INR In Million)	31.03.2016 (INR In Million)	31.03.2017 (INR In Million)
Sales	2450.403	2261.072	2348.426
		<b>(7.727)</b>	<b>3.863</b>

**DISCLAIMER** : This Report is **PRIVATE & CONFIDENTIAL** and it is prepared at the request of and for its use by the Subscriber only. The Subscriber shall use the contents of the Report merely as an aid to its business. Mira Inform Private Limited ("MIPL") has collated information/data in the Report, which have not been verified unless otherwise specifically mentioned in the Report. The Subscriber shall independently verify the accuracy and correctness of the information/data before in any way acting upon the same. MIPL shall not be liable for any harm, injury, loss or damage caused to the Subscriber due to default by the Subscriber's debtors/beneficiaries in fulfilling their obligations of any nature whatsoever. This Report or any of its portion shall not be used as a documentary evidence or otherwise before any investigative agencies or forum of law. This Report is confidential and proprietary to MIPL. The Subscriber and/or any other person(s) may not reproduce, publish or disclose any of the contents of the Report to others without the express authorization of MIPL. This Report is prepared and issued to the Subscriber without any risk, responsibility or liability on the part of MIPL or its officials.



**NET PROFIT MARGIN**

Net Profit Margin	31.03.2015 (INR In Million)	31.03.2016 (INR In Million)	31.03.2017 (INR In Million)
Sales	2450.403	2261.072	2348.426
Profit/ (Loss)	43.876	98.788	130.429
	<b>1.79 %</b>	<b>4.37 %</b>	<b>5.55 %</b>



**DISCLAIMER** : This Report is **PRIVATE & CONFIDENTIAL** and it is prepared at the request of and for its use by the Subscriber only. The Subscriber shall use the contents of the Report merely as an aid to its business. Mira Inform Private Limited ("MIPL") has collated information/data in the Report, which have not been verified unless otherwise specifically mentioned in the Report. The Subscriber shall independently verify the accuracy and correctness of the information/data before in any way acting upon the same. MIPL shall not be liable for any harm, injury, loss or damage caused to the Subscriber due to default by the Subscriber's debtors/beneficiaries in fulfilling their obligations of any nature whatsoever. This Report or any of its portion shall not be used as a documentary evidence or otherwise before any investigative agencies or forum of law. This Report is confidential and proprietary to MIPL. The Subscriber and/or any other person(s) may not reproduce, publish or disclose any of the contents of the Report to others without the express authorization of MIPL. This Report is prepared and issued to the Subscriber without any risk, responsibility or liability on the part of MIPL or its officials.

**ABRIDGED BALANCE SHEET (CONSOLIDATED)**

SOURCES OF FUNDS	31.03.2017	31.03.2016
<b>I. EQUITY AND LIABILITIES</b>		
(1) Shareholders' Funds		
(a) Share Capital	406.978	406.978
(b) Reserves and Surplus	162.122	23.834
(c) Money received against share warrants	0.000	0.000
(d) Minority interest	0.000	0.000
(2) Share Application money pending allotment	0.000	0.000
<b>Total Shareholders' Funds (1) + (2)</b>	<b>569.100</b>	<b>430.812</b>
(3) Non-Current Liabilities		
(a) long-term borrowings	101.397	132.656
(b) Deferred tax liabilities (Net)	0.000	0.000
(c) Other long-term liabilities	0.000	0.000
(d) long-term provisions	0.000	0.000
<b>Total Non-current Liabilities (3)</b>	<b>101.397</b>	<b>132.656</b>
(4) Current Liabilities		
(a) Short-term borrowings	445.743	391.538
(b) Trade payables	464.808	265.794
(c) Other current liabilities	68.079	55.255
(d) Short-term provisions	64.121	50.923
<b>Total Current Liabilities (4)</b>	<b>1042.751</b>	<b>763.510</b>
<b>TOTAL</b>	<b>1713.248</b>	<b>1326.978</b>
<b>II. ASSETS</b>		
(1) Non-current assets		
(a) Fixed Assets		
(i) Tangible assets	179.957	147.210
(ii) Intangible Assets	34.941	32.536
(iii) Tangible assets capital work-in-progress	28.136	24.246
(iv) Intangible assets under development	0.000	0.000
(b) Non-current Investments	0.000	0.000
(c) Deferred tax assets (net)	4.895	2.399
(d) Long-term loans and advances	19.687	4.243
(e) Other Non-current assets	0.000	0.000
<b>Total Non-Current Assets</b>	<b>267.616</b>	<b>210.634</b>
(2) Current assets		
(a) Current investments	0.000	0.000
(b) Inventories	276.496	221.785

**DISCLAIMER** : This Report is **PRIVATE & CONFIDENTIAL** and it is prepared at the request of and for its use by the Subscriber only. The Subscriber shall use the contents of the Report merely as an aid to its business. Mira Inform Private Limited ("MIPL") has collated information/data in the Report, which have not been verified unless otherwise specifically mentioned in the Report. The Subscriber shall independently verify the accuracy and correctness of the information/data before in any way acting upon the same. MIPL shall not be liable for any harm, injury, loss or damage caused to the Subscriber due to default by the Subscriber's debtors/beneficiaries in fulfilling their obligations of any nature whatsoever. This Report or any of its portion shall not be used as a documentary evidence or otherwise before any investigative agencies or forum of law. This Report is confidential and proprietary to MIPL. The Subscriber and/or any other person(s) may not reproduce, publish or disclose any of the contents of the Report to others without the express authorization of MIPL. This Report is prepared and issued to the Subscriber without any risk, responsibility or liability on the part of MIPL or its officials.

(c) Trade receivables		871.152	729.030
(d) Cash and bank balances		71.531	50.929
(e) Short-term loans and advances		206.126	110.087
(f) Other current assets		20.327	4.513
<b>Total Current Assets</b>		<b>1445.632</b>	<b>1116.344</b>
<b>TOTAL</b>		<b>1713.248</b>	<b>1326.978</b>

**PROFIT & LOSS ACCOUNT (CONSOLIDATED)**

	PARTICULARS	31.03.2017	31.03.2016
	<b>SALES</b>		
	Total Revenue from operations	2389.170	2283.854
	Other Income	39.334	13.040
	<b>TOTAL</b>	<b>2428.504</b>	<b>2296.894</b>
<b>Less</b>	<b>EXPENSES</b>		
	Cost of Materials Consumed	1761.260	1678.646
	Purchases of Stock-in-Trade	44.019	28.236
	Changes in inventories of finished goods, work-in-progress and Stock-in-Trade	(27.023)	(28.901)
	Employee benefit expense	92.753	71.563
	Expenditure on production, transportation and Other expenditure pertaining to exploration and production activities	63.728	92.536
	CSR expenditure	0.300	1.150
	Other expenses	189.324	233.188
	Prior period items	0.000	0.202
	<b>TOTAL</b>	<b>2124.361</b>	<b>2076.620</b>
	<b>PROFIT/ (LOSS) BEFORE INTEREST, TAX, DEPRECIATION AND AMORTISATION</b>	<b>304.143</b>	<b>220.274</b>
<b>Less</b>	<b>FINANCIAL EXPENSES</b>	67.393	57.867
	<b>PROFIT / (LOSS) BEFORE TAX, DEPRECIATION AND AMORTISATION</b>	<b>236.750</b>	<b>162.407</b>
<b>Less</b>	<b>DEPRECIATION/ AMORTISATION</b>	37.055	32.279
	<b>PROFIT/ (LOSS) BEFORE TAX</b>	<b>199.695</b>	<b>130.128</b>
<b>Less</b>	<b>TAX</b>	58.854	45.080
	<b>PROFIT/ (LOSS) AFTER TAX</b>	<b>140.841</b>	<b>85.048</b>

**DISCLAIMER** : This Report is **PRIVATE & CONFIDENTIAL** and it is prepared at the request of and for its use by the Subscriber only. The Subscriber shall use the contents of the Report merely as an aid to its business. Mira Inform Private Limited ("MIPL") has collated information/data in the Report, which have not been verified unless otherwise specifically mentioned in the Report. The Subscriber shall independently verify the accuracy and correctness of the information/data before in any way acting upon the same. MIPL shall not be liable for any harm, injury, loss or damage caused to the Subscriber due to default by the Subscriber's debtors/beneficiaries in fulfilling their obligations of any nature whatsoever. This Report or any of its portion shall not be used as a documentary evidence or otherwise before any investigative agencies or forum of law. This Report is confidential and proprietary to MIPL. The Subscriber and/or any other person(s) may not reproduce, publish or disclose any of the contents of the Report to others without the express authorization of MIPL. This Report is prepared and issued to the Subscriber without any risk, responsibility or liability on the part of MIPL or its officials.

	<b>Earnings / (Loss) Per Share (INR)</b>	<b>761.35</b>	<b>459.74</b>

**LOCAL AGENCY FURTHER INFORMATION**

Sr. No.	Check list by info agents	Available in Report (Yes/No)
1	Year of establishment	Yes
2	Constitution of the entity -Incorporation details	Yes
3	Locality of the entity	Yes
4	Premises details	No
5	Buyer visit details	--
6	Contact numbers	Yes
7	Name of the person contacted	Yes
8	Designation of contact person	Yes
9	Promoter's background	Yes
10	Date of Birth of Proprietor / Partners / Directors	Yes
11	Pan Card No. of Proprietor / Partners	Yes
12	Voter Id Card No. of Proprietor / Partners	No
13	Type of business	Yes
14	Line of Business	Yes
15	Export/import details (if applicable)	No
16	No. of employees	No
17	Details of sister concerns	Yes
18	Major suppliers	No
19	Major customers	No
20	Banking Details	Yes
21	Banking facility details	Yes
22	Conduct of the banking account	--
23	Financials, if provided	Yes
24	Capital in the business	Yes
25	Last accounts filed at ROC, if applicable	Yes
26	Turnover of firm for last three years	Yes
27	Reasons for variation <> 20%	--
28	Estimation for coming financial year	No
29	Profitability for last three years	Yes
30	Major shareholders, if available	Yes
31	External Agency Rating, if available	Yes
32	Litigations that the firm/promoter involved in	--
33	Market information	--
34	Payments terms	No
35	Negative Reporting by Auditors in the Annual Report	No

**DISCLAIMER** : This Report is **PRIVATE & CONFIDENTIAL** and it is prepared at the request of and for its use by the Subscriber only. The Subscriber shall use the contents of the Report merely as an aid to its business. Mira Inform Private Limited ("MIPL") has collated information/data in the Report, which have not been verified unless otherwise specifically mentioned in the Report. The Subscriber shall independently verify the accuracy and correctness of the information/data before in any way acting upon the same. MIPL shall not be liable for any harm, injury, loss or damage caused to the Subscriber due to default by the Subscriber's debtors/beneficiaries in fulfilling their obligations of any nature whatsoever. This Report or any of its portion shall not be used as a documentary evidence or otherwise before any investigative agencies or forum of law. This Report is confidential and proprietary to MIPL. The Subscriber and/or any other person(s) may not reproduce, publish or disclose any of the contents of the Report to others without the express authorization of MIPL. This Report is prepared and issued to the Subscriber without any risk, responsibility or liability on the part of MIPL or its officials.

**REVIEW OF THE OPERATIONS**

The revenue from operation during the current financial year is INR 2387.752 million as compared to INR 2273.943 million in last year resulting into substantial increase of over the previous year which is mainly due to extensive marketing of its products. The Company has also earned a profit before tax of INR 189.283 million as compared to INR 143.868 million in the previous year.

**CORPORATE INFORMATION**

The Company having CIN-U15142UR1980PTC005172, incorporated on December 27, 1980, under the Companies Act, 1956. Registered office of the Company is situated at Delhi Hardwar Road, Bahadradab, Hardwar, Uttarakhand – 249402.

**UNSECURED LOANS:**

PARTICULARS	31.03.2017 INR In Million	31.03.2016 INR In Million
<b>LONG TERM BORROWINGS</b>		
Loans and advances from related parties	57.888	118.356
<b>Total</b>	<b>57.888</b>	<b>118.356</b>

**INDEX OF CHARGES:**

S No	SRN	Charge Id	Charge Holder Name	Date of Creation	Date of Modification	Date of Satisfaction	Amount	Address
1	G82192931	100165032	SIDBI	28/03/2018	-	-	10000000.0	59/4, INTERNATIONAL TRADE CENTER RAJPUR ROAD DEHRADUN UR248001IN
2	G38398848	100083411	PUNJAB NATIONAL BANK	05/07/2016	-	-	1920000.0	BRANCH OFFICE AHMEDPUR, RANIPUR MODE HARIDWAR UR249401IN
3	G38399374	100083415	PUNJAB NATIONAL BANK	27/06/2016	-	-	7700000.0	BRANCH OFFICE AHMEDPUR, RANIPUR MODE HARIDWAR UR249401IN
4	C63504807	10589616	PUNJAB NATIONAL	31/08/2015	-	-	985000.0	BRANCH OFFICE AHMEDPUR,

**DISCLAIMER** : This Report is **PRIVATE & CONFIDENTIAL** and it is prepared at the request of and for its use by the Subscriber only. The Subscriber shall use the contents of the Report merely as an aid to its business. Mira Inform Private Limited ("MIPL") has collated information/data in the Report, which have not been verified unless otherwise specifically mentioned in the Report. The Subscriber shall independently verify the accuracy and correctness of the information/data before in any way acting upon the same. MIPL shall not be liable for any harm, injury, loss or damage caused to the Subscriber due to default by the Subscriber's debtors/beneficiaries in fulfilling their obligations of any nature whatsoever. This Report or any of its portion shall not be used as a documentary evidence or otherwise before any investigative agencies or forum of law. This Report is confidential and proprietary to MIPL. The Subscriber and/or any other person(s) may not reproduce, publish or disclose any of the contents of the Report to others without the express authorization of MIPL. This Report is prepared and issued to the Subscriber without any risk, responsibility or liability on the part of MIPL or its officials.

			BANK					RANIPUR MODE HARIDWAR UR249401IN
5	C63503 304	105896 12	PUNJAB NATIONAL BANK	13/08/2 015	-	-	707000.0	BRANCH OFFICE AHMEDPUR, RANIPUR MODE HARIDWAR UR249401IN
6	C63501 001	105896 06	PUNJAB NATIONAL BANK	13/08/2 015	-	-	672000.0	BRANCH OFFICE AHMEDPUR, RANIPUR MODE HARIDWAR UR249401IN
7	C63499 560	105896 03	PUNJAB NATIONAL BANK	13/08/2 015	-	-	668000.0	BRANCH OFFICE AHMEDPUR, RANIPUR MODE HARIDWAR UR249401IN
8	C68545 938	100056 795	HDFC BANK LIMITED	01/07/2 015	-	-	1280000.0	HDFC BANK HOUSE SENAPATI BAPAT MARG LOWER PAREL W MUMBAI MH400013IN
9	C59508 465	105812 65	PUNJAB NATIONAL BANK	29/06/2 015	-	-	151100000.0	AHMEDPUR BRANCH RANIPUR MORE HARIDWAR UR249401IN
10	B25047 549	103169 36	PUNJAB NATIONAL BANK	19/10/2 011	-	-	460000.0	AMHEDPUR BRANCH RANIPUR MORE HARIDWAR UR249401IN

**FIXED ASSETS:**

**Tangible assets**

- Buildings
- Plant and equipment
- Furniture and fixtures
- Vehicles
- Books periodicals
- Computer equipments

**DISCLAIMER :** This Report is **PRIVATE & CONFIDENTIAL** and it is prepared at the request of and for its use by the Subscriber only. The Subscriber shall use the contents of the Report merely as an aid to its business. Mira Inform Private Limited ("MIPL") has collated information/data in the Report, which have not been verified unless otherwise specifically mentioned in the Report. The Subscriber shall independently verify the accuracy and correctness of the information/data before in any way acting upon the same. MIPL shall not be liable for any harm, injury, loss or damage caused to the Subscriber due to default by the Subscriber's debtors/beneficiaries in fulfilling their obligations of any nature whatsoever. This Report or any of its portion shall not be used as a documentary evidence or otherwise before any investigative agencies or forum of law. This Report is confidential and proprietary to MIPL. The Subscriber and/or any other person(s) may not reproduce, publish or disclose any of the contents of the Report to others without the express authorization of MIPL. This Report is prepared and issued to the Subscriber without any risk, responsibility or liability on the part of MIPL or its officials.

**CMT REPORT (Corruption, Money Laundering & Terrorism]**

The Public Notice information has been collected from various sources including but not limited to: **The Courts, India Prisons Service, Interpol, etc.**

**1] INFORMATION ON DESIGNATED PARTY**

No records exist designating subject or any of its beneficial owners, controlling shareholders or senior officers as terrorist or terrorist organization or whom notice had been received that all financial transactions involving their assets have been blocked or convicted, found guilty or against whom a judgement or order had been entered in a proceedings for violating money-laundering, anti-corruption or bribery or international economic or anti-terrorism sanction laws or whose assets were seized, blocked, frozen or ordered forfeited for violation of money laundering or international anti-terrorism laws.

**2] Court Declaration :**

No records exist to suggest that subject is or was the subject of any formal or informal allegations, prosecutions or other official proceeding for making any prohibited payments or other improper payments to government officials for engaging in prohibited transactions or with designated parties.

**3] Asset Declaration :**

No records exist to suggest that the property or assets of the subject are derived from criminal conduct or a prohibited transaction.

**4] Record on Financial Crime :**

Charges or conviction registered against subject: **None**

**5] Records on Violation of Anti-Corruption Laws :**

Charges or investigation registered against subject: **None**

**6] Records on Int'l Anti-Money Laundering Laws/Standards :**

Charges or investigation registered against subject: **None**

**7] Criminal Records**

No available information exist that suggest that subject or any of its principals have been formally charged or convicted by a competent governmental authority for any financial crime or under any formal investigation by a competent government authority for any violation of anti-corruption laws or international anti-money laundering laws or standard.

**8] Affiliation with Government :**

No record exists to suggest that any director or indirect owners, controlling shareholders, director, officer or employee of the company is a government official or a family member or close business associate of a Government official.

**9] Compensation Package :**

Our market survey revealed that the amount of compensation sought by the subject is fair and reasonable and comparable to compensation paid to others for similar services.

**10] Press Report :**

No press reports / filings exists on the subject.

**CORPORATE GOVERNANCE**

MIRA INFORM as part of its Due Diligence do provide comments on Corporate Governance to identify management and governance. These factors often have been predictive and in some cases have created vulnerabilities to credit deterioration.

Our Governance Assessment focuses principally on the interactions between a company's management, its Board of Directors, Shareholders and other financial stakeholders.

**CONTRAVENTION**

Subject is not known to have contravened any existing local laws, regulations or policies that prohibit, restrict or otherwise affect the terms and conditions that could be included in the agreement with the subject.

**FOREIGN EXCHANGE RATES**

Currency	Unit	INR
US Dollar	1	INR 68.75
UK Pound	1	INR 91.07
Euro	1	INR 80.48

**INFORMATION DETAILS**

Information Gathered by :	RUB
Analysis Done by :	DIV
Report Prepared by :	NKT

**SCORE FACTORS**

DEMERIT POINTS		
--BANK CHARGES	YES/NO	YES
--LITIGATION	YES/NO	NO
--OTHER ADVERSE INFORMATION	YES/NO	NO
MERIT POINTS		
--SOLE DISTRIBUTORSHIP	YES/NO	NO
--EXPORT ACTIVITIES	YES/NO	NO
--AFFILIATION	YES/NO	YES
--LISTED	YES/NO	NO
--OTHER MERIT FACTORS	YES/NO	YES

**RATING EXPLANATIONS**

Credit Rating	Explanation	Rating Comments
A++	Minimum Risk	Business dealings permissible with minimum risk of default
A+	Low Risk	Business dealings permissible with low risk of default
A	Acceptable Risk	Business dealings permissible with moderate risk of default
B	Medium Risk	Business dealings permissible on a regular monitoring basis
C	Medium High Risk	Business dealings permissible preferably on secured basis
D	High Risk	Business dealing not recommended or on secured terms only
NB	New Business	No recommendation can be done due to business in infancy stage
NT	No Trace	No recommendation can be done as the business is not traceable

NB is stated where there is insufficient information to facilitate rating. However, it is not to be considered as unfavourable.

This score serves as a reference to assess SC's credit risk and to set the amount of credit to be extended. It is calculated from a composite of weighted scores obtained from each of the major sections of this report. The assessed factors are as follows:

- Financial condition covering various ratios
- Company background and operations size
- Promoters / Management background
- Payment record
- Litigation against the subject
- Industry scenario / competitor analysis
- Supplier / Customer / Banker review (wherever available)

**DISCLAIMER** : This Report is **PRIVATE & CONFIDENTIAL** and it is prepared at the request of and for its use by the Subscriber only. The Subscriber shall use the contents of the Report merely as an aid to its business. Mira Inform Private Limited ("MIPL") has collated information/data in the Report, which have not been verified unless otherwise specifically mentioned in the Report. The Subscriber shall independently verify the accuracy and correctness of the information/data before in any way acting upon the same. MIPL shall not be liable for any harm, injury, loss or damage caused to the Subscriber due to default by the Subscriber's debtors/beneficiaries in fulfilling their obligations of any nature whatsoever. This Report or any of its portion shall not be used as a documentary evidence or otherwise before any investigative agencies or forum of law. This Report is confidential and proprietary to MIPL. The Subscriber and/or any other person(s) may not reproduce, publish or disclose any of the contents of the Report to others without the express authorization of MIPL. This Report is prepared and issued to the Subscriber without any risk, responsibility or liability on the part of MIPL or its officials.