

MIRA INFORM REPORT

Report No. :	518928
Report Date :	07.07.2018

IDENTIFICATION DETAILS

Name :	FOSTER & FREEMAN LIMITED
Registered Office :	Vale Park, Evesham Worcestershire Wr11 1TD
Country :	United Kingdom
Financials (as on) :	31.12.2016
Date of Incorporation :	01.12.1978
Com. Reg. No.:	01403147
Legal Form :	Private limited with Share Capital
Line of Business :	<ul style="list-style-type: none"> • Manufacture of other special-purpose machinery n.e.c. • Design, manufacture and retail of forensic equipment.
No. of Employees :	99

RATING & COMMENTS

(Mira Inform has adopted New Rating mechanism w.e.f. 23rd January 2017)

MIRA's Rating :

A+

Credit Rating	Explanation	Rating Comments
A+	Low Risk	Business dealings permissible with low risk of default

Status :	Good
Payment Behaviour :	Regular
Litigation :	Clear

NOTES:

Any query related to this report can be made on e-mail: infodept@mirainform.com while quoting report number, name and date.

ECGC Country Risk Classification List

Country Name	Previous Rating (31.12.2017)	Current Rating (01.04.2018)
United Kingdom	A1	A1

Risk Category	ECGC Classification
Insignificant	A1
Low Risk	A2
Moderately Low Risk	B1
Moderate Risk	B2
Moderately High Risk	C1
High Risk	C2
Very High Risk	D

DISCLAIMER : This Report is **PRIVATE & CONFIDENTIAL** and it is prepared at the request of and for its use by the Subscriber only. The Subscriber shall use the contents of the Report merely as an aid to its business. Mira Inform Private Limited ("MIPL") has collated information/data in the Report, which have not been verified unless otherwise specifically mentioned in the Report. The Subscriber shall independently verify the accuracy and correctness of the information/data before in any way acting upon the same. MIPL shall not be liable for any harm, injury, loss or damage caused to the Subscriber due to default by the Subscriber's debtors/beneficiaries in fulfilling their obligations of any nature whatsoever. This Report or any of its portion shall not be used as a documentary evidence or otherwise before any investigative agencies or forum of law. This Report is confidential and proprietary to MIPL. The Subscriber and/or any other person(s) may not reproduce, publish or disclose any of the contents of the Report to others without the express authorization of MIPL. This Report is prepared and issued to the Subscriber without any risk, responsibility or liability on the part of MIPL or its officials.

UNITED KINGDOM - ECONOMIC OVERVIEW

The UK, a leading trading power and financial center, is the third largest economy in Europe after Germany and France. Agriculture is intensive, highly mechanized, and efficient by European standards, producing about 60% of food needs with less than 2% of the labor force. The UK has large coal, natural gas, and oil resources, but its oil and natural gas reserves are declining; the UK has been a net importer of energy since 2005. Services, particularly banking, insurance, and business services, are key drivers of British GDP growth. Manufacturing, meanwhile, has declined in importance but still accounts for about 10% of economic output.

In 2008, the global financial crisis hit the economy particularly hard, due to the importance of its financial sector. Falling home prices, high consumer debt, and the global economic slowdown compounded the UK's economic problems, pushing the economy into recession in the latter half of 2008 and prompting the then BROWN (Labour) government to implement a number of measures to stimulate the economy and stabilize the financial markets. Facing burgeoning public deficits and debt levels, in 2010 the then CAMERON-led coalition government (between Conservatives and Liberal Democrats) initiated an austerity program, which has continued under the Conservative government. However, the deficit still remains one of the highest in the G7, standing at 3.6% of GDP as of 2017, and the UK has pledged to lower its corporation tax from 20% to 17% by 2020. The UK had a debt burden of 90.4% GDP at the end of 2017.

The UK's economy has begun to slow since the referendum vote to leave the EU in June 2016. A sustained depreciation of the British pound has increased consumer and producer prices, weighing on consumer spending without spurring a meaningful increase in exports. The UK has an extensive trade relationship with other EU members through its single market membership and economic observers have warned the exit will jeopardize its position as the central location for European financial services. Prime Minister MAY is seeking a new "deep and special" trade relationship with the EU following the UK's exit. However, economists doubt that the UK will be able to preserve the benefits of EU membership without the obligations.

Source : CIA

COMPANY NAME AND ADDRESS

Company Name: FOSTER & FREEMAN LIMITED
Company No: 01403147
Company Status: Active - Accounts Filed
Registered Address: VALE PARKEVESHAMWORCESTERSHIREWR11 1TD

COMPANY SUMMARY

Registered Address VALE PARK, EVESHAM WORCESTERSHIRE WR11 1TD
Trading Address Aparagus Way, Vale Park, Evesham Worcestershire, WR11 1TD
Website Address <http://www.fosterfreeman.com>
Telephone Number 01386768050
Fax Number --
TPS Yes
FPS Yes
Incorporation Date 01/12/1978
Previous Name --
Type Private limited with Share Capital
FTSE Index --
Date of Change --
Filing Date of Accounts 10/08/2017
Currency GBP
Share Capital £100
SIC07 28990
Charity Number --
SIC07 Description MANUFACTURE OF OTHER SPECIAL-PURPOSE MACHINERY N.E.C.
Principal Activity Design, manufacture and retail of forensic equipment.

ADDITIONAL INFORMATION

CCJ's 0 (£0)

No CCJ Information To Display

Ultimate Holding Company -
Accountant -
Mortgages 1
Group 0 companies
Linkages 0 companies
Countries In 0 countries

KEY FINANCIALS

Year to Date	Turnover	Pre Tax Profit	Shareholder's Funds	Employees
31/12/2016	£17,216,406	£4,677,678	£11,818,746	99
31/12/2015	£15,449,964	£2,934,539	£8,978,797	95
31/12/2014	£15,127,945	£3,781,879	£8,441,983	86

MORTGAGE SUMMARY

Total Mortgage	1
Outstanding	1
Satisfied	0

TRADE DEBTORS / BAD DEBT SUMMARY

Total Number of Documented Trade	0
Total Value of Documented Trade	£0

COMMENTARY

This company has been treated as a Medium company in respect of the rating/limit generated.
This company's ratio of total liabilities to total assets indicates the presence of strong equity funding.
This company's return on total assets employed ratio indicates a highly efficient use of assets.
The company has more cash than short term bank borrowings.
This company trades in an industry with a lower level of corporate failures.

CCJ

Total Number of Exact CCJs -	0	Total Value of Exact CCJs -	
Total Number of Possible CCJs -	0	Total Value of Possible CCJs -	
Total Number of Satisfied CCJs -	0	Total Value of Satisfied CCJs -	
Total Number of Writs -	-		

Total Current Directors	4	Total Current Secretaries	1
Total Previous Directors / Company Secretaries	1	Total Person's With Significant Control	2

CURRENT DIRECTORS

Title	Mr	Function	Director
Name	Robert Michael Freeman	Nationality	British
Date of Birth	05/1946	Present Appointments	1
Latest Address	Kings Lea Kemerton, Tewkesbury, Gloucestershire	Appointment Date	01/01/2011
Post Code	GL20 7JG		

Title	Mr	Function	Director
Name	Michael John Freeman	Nationality	British
Date of Birth	03/1952	Present Appointments	1
Latest Address	The Paddock, The Mythe, Tewkesbury, Gloucestershire	Appointment Date	08/12/1991
Post Code	GL20 6EB		

Title	Mr	Function	Director
Name	Douglas James Foster	Nationality	British
Date of Birth	05/1946	Present Appointments	1
Latest Address	The Grange Woolstone, Cheltenham, Gloucestershire	Appointment Date	01/01/2011
Post Code	GL52 9RG		

Title	Mr	Function	Director
Name	Robert Dartnell	Nationality	British
Date of Birth	09/1963	Present Appointments	4
Latest Address	South House Main Street, South Littleton, Evesham, Worcestershire	Appointment Date	04/09/2000
Post Code	WR11 8TJ		

CURRENT COMPANY SECRETARY







Title	Mr	Function	Company Secretary
Name	Robert Dartnell	Nationality	British
Date of Birth	09/1963	Present Appointments	5
Latest Address	South House Main Street, South Littleton, Evesham, Worcestershire	Appointment Date	04/09/2000
Post Code	WR11 8TJ		

TOP SHAREHOLDERS










Name	Currency	Share Count	Share Type	Nominal Value	% of Total Share Count
MRS SUSAN MARGARET FREEMAN	GBP	25	ORDINARY	1	25
MR DOUGLAS JAMES FOSTER	GBP	25	ORDINARY	1	25
MR ROBERT MICHAEL FREEMAN	GBP	25	ORDINARY	1	25
MRS JACQUELINE LINDA FOSTER	GBP	25	ORDINARY	1	25

FINANCIALS







PROFIT & LOSS

	Date Of Accounts	31/12/16	(%)	31/12/15	(%)	31/12/14	(%)	31/12/13	(%)	31/12/12
	Weeks	52	(%)	52	(%)	52	(%)	52	(%)	52
	Currency	GBP	(%)	GBP	(%)	GBP	(%)	GBP	(%)	GBP
	Consolidated A/cs	N	(%)	N	(%)	N	(%)	N	(%)	N
	Turnover	£17,216,406	11.4%	£15,449,964	2.1%	£15,127,945	11.6%	£13,558,152	-5.4%	£14,330,216
	Export	£15,948,948	13.4%	£14,060,513	-	-	-	-	-	-
	Cost of Sales	£9,813,846	2.8%	£9,544,740	15.3%	£8,278,881	5.2%	£7,873,072	-5.2%	£8,308,512
	Gross Profit	£7,402,560	25.4%	£5,905,224	-13.8%	£6,849,064	20.5%	£5,685,080	-5.6%	£6,021,704
	Wages & Salaries	£4,705,121	10.9%	£4,243,220	11.8%	£3,795,597	4.8%	£3,622,640	0.5%	£3,606,031
	Directors Emolumen	£670,836	51%	£444,198	7.4%	£413,670	2.5%	£403,768	-1.7%	£410,590












DISCLAIMER : This Report is **PRIVATE & CONFIDENTIAL** and it is prepared at the request of and for its use by the Subscriber only. The Subscriber shall use the contents of the Report merely as an aid to its business. Mira Inform Private Limited ("MIPL") has collated information/data in the Report, which have not been verified unless otherwise specifically mentioned in the Report. The Subscriber shall independently verify the accuracy and correctness of the information/data before in any way acting upon the same. MIPL shall not be liable for any harm, injury, loss or damage caused to the Subscriber due to default by the Subscriber's debtors/beneficiaries in fulfilling their obligations of any nature whatsoever. This Report or any of its portion shall not be used as a documentary evidence or otherwise before any investigative agencies or forum of law. This Report is confidential and proprietary to MIPL. The Subscriber and/or any other person(s) may not reproduce, publish or disclose any of the contents of the Report to others without the express authorization of MIPL. This Report is prepared and issued to the Subscriber without any risk, responsibility or liability on the part of MIPL or its officials.

	ts									
	Operating Profit	£4,059,802	42.7 %	£2,845,419	- 24.9 %	£3,789,795	36.6%	£2,773,933	- 5.2%	£2,926,898
	Depreciation	£90,718	7.9%	£84,072	14.4 %	£73,495	39.7%	£52,598	- 56.4 %	£120,622
	Audit Fees	£5,000	- 24.2 %	£6,600	22.2 %	£5,400	28.6%	£4,200	- 28.6 %	£5,881
	Interest Payments	£6,920	- 55.9 %	£15,703	30.9 %	£11,992	-28%	£16,662	106 %	£8,088
	Pre Tax Profit	£4,677,678	59.4 %	£2,934,539	- 22.4 %	£3,781,879	37.3%	£2,754,284	-6%	£2,928,749
	Taxation	-£937,729	- 56.9 %	-£597,727	26.7 %	-£815,465	-26%	-£647,238	12.1 %	-£736,186
	Profit After Tax	£3,739,949	60%	£2,336,812	- 21.2 %	£2,966,414	40.8%	£2,107,046	- 3.9%	£2,192,563
	Dividends Payable	£900,000	-50%	£1,800,000	100 %	£900,000	- 50.5%	£1,820,000	250 %	£520,000
	Retained Profit	£2,839,949	429 %	£536,812	-74%	£2,066,414	619.9 %	£287,046	- 82.8 %	£1,672,563





BALANCE SHEET

	Date Of Accounts	31/12/16	(%)	31/12/15	(%)	31/12/14	(%)	31/12/13	(%)	31/12/12
	Tangible Assets	£242,355	- 41.1 %	£411,814	0.3%	£410,498	41.1%	£290,905	-2.9%	£299,455
	Intangible Assets	0	-	0	-	0	-	0	-	0
	Total Fixed Assets	£242,355	- 41.1 %	£411,814	0.3%	£410,498	41.1%	£290,905	-2.9%	£299,455
	Stock	£2,561,573	12.3 %	£2,281,199	- 4.2%	£2,381,234	5.6%	£2,254,096	17.6%	£1,916,342
	Trade Debtors	£2,302,558	5.1%	£2,189,950	- 23.2 %	£2,852,034	51.9%	£1,877,201	-8.7%	£2,056,135
	Cash	£9,001,395	62.4 %	£5,544,078	19.6 %	£4,637,284	22.8%	£3,776,480	1.6%	£3,717,841


DISCLAIMER : This Report is **PRIVATE & CONFIDENTIAL** and it is prepared at the request of and for its use by the Subscriber only. The Subscriber shall use the contents of the Report merely as an aid to its business. Mira Inform Private Limited ("MIPL") has collated information/data in the Report, which have not been verified unless otherwise specifically mentioned in the Report. The Subscriber shall independently verify the accuracy and correctness of the information/data before in any way acting upon the same. MIPL shall not be liable for any harm, injury, loss or damage caused to the Subscriber due to default by the Subscriber's debtors/beneficiaries in fulfilling their obligations of any nature whatsoever. This Report or any of its portion shall not be used as a documentary evidence or otherwise before any investigative agencies or forum of law. This Report is confidential and proprietary to MIPL. The Subscriber and/or any other person(s) may not reproduce, publish or disclose any of the contents of the Report to others without the express authorization of MIPL. This Report is prepared and issued to the Subscriber without any risk, responsibility or liability on the part of MIPL or its officials.

	Other Debtors	£652,824	9.1%	£598,268	- 24.6 %	£793,330	100.3 %	£396,079	56.7%	£252,734
	Miscellaneous Current Assets	0	-	0	-	0	-	0	-	0
	Total Current Assets	£14,518,350	36.8 %	£10,613,495	- 0.5%	£10,663,882	28.4%	£8,303,856	4.5%	£7,943,052
	Trade Creditors	£1,069,028	66.2 %	£643,369	-22%	£824,656	29.4%	£637,378	38.1%	£461,508
	Bank Loans & Overdrafts	0	-	0	-	0	-	0	-	0
	Other Short Term Finance	£327,118	- 14.6 %	£382,900	-29%	£539,659	33.7%	£403,585	- 14.1%	£470,057
	Miscellaneous Current Liabilities	£1,507,100	52.5 %	£988,578	- 20.1 %	£1,236,586	5.4%	£1,173,542	-3.9%	£1,220,956
	Total Current Liabilities	£2,903,246	44.1 %	£2,014,847	- 22.5 %	£2,600,901	17.4%	£2,214,505	2.9%	£2,152,521
	Bank Loans & Overdrafts and LTL	£38,713	22.3 %	£31,665	0.5%	£31,496	572%	£4,687	220.4 %	£1,463
	Other Long Term Finance	0	-	0	-	0	-	0	-	0
	Total Long Term Liabilities	£38,713	22.3 %	£31,665	0.5%	£31,496	572%	£4,687	220.4 %	£1,463






CAPITAL & RESERVES

	Date Of Accounts	31/12/16	(%)	31/12/15	(%)	31/12/14	(%)	31/12/13	(%)	31/12/12
	Called Up Share Capital	£100	-	£100	-	£100	-	£100	-	£100
	P & L Account Reserve	£11,818,646	31.6 %	£8,978,697	6.4 %	£8,441,883	32.4 %	£6,375,469	4.7 %	£6,088,423
	Revaluation Reserve	-	-	-	-	-	-	-	-	-
	Sundry	-	-	-	-	-	-	-	-	-





DISCLAIMER : This Report is **PRIVATE & CONFIDENTIAL** and it is prepared at the request of and for its use by the Subscriber only. The Subscriber shall use the contents of the Report merely as an aid to its business. Mira Inform Private Limited ("MIPL") has collated information/data in the Report, which have not been verified unless otherwise specifically mentioned in the Report. The Subscriber shall independently verify the accuracy and correctness of the information/data before in any way acting upon the same. MIPL shall not be liable for any harm, injury, loss or damage caused to the Subscriber due to default by the Subscriber's debtors/beneficiaries in fulfilling their obligations of any nature whatsoever. This Report or any of its portion shall not be used as a documentary evidence or otherwise before any investigative agencies or forum of law. This Report is confidential and proprietary to MIPL. The Subscriber and/or any other person(s) may not reproduce, publish or disclose any of the contents of the Report to others without the express authorization of MIPL. This Report is prepared and issued to the Subscriber without any risk, responsibility or liability on the part of MIPL or its officials.

	Reserves									
	Shareholder Funds	£11,818,746	31.6%	£8,978,797	6.4%	£8,441,983	32.4%	£6,375,569	4.7%	£6,088,523

OTHER FINANCIAL ITEMS

	Date Of Accounts	31/12/16	(%)	31/12/15	(%)	31/12/14	(%)	31/12/13	(%)	31/12/12
	Net Worth	£11,818,746	31.6%	£8,978,797	6.4%	£8,441,983	32.4%	£6,375,569	4.7%	£6,088,523
	Working Capital	£11,615,104	35.1%	£8,598,648	6.6%	£8,062,981	32.4%	£6,089,351	5.2%	£5,790,531
	Total Assets	£14,760,705	33.9%	£11,025,309	-0.4%	£11,074,380	28.9%	£8,594,761	4.3%	£8,242,507
	Total Liabilities	£2,941,959	43.8%	£2,046,512	-22.3%	£2,632,397	18.6%	£2,219,192	3%	£2,153,984
	Net Assets	£11,818,746	31.6%	£8,978,797	6.4%	£8,441,983	32.4%	£6,375,569	4.7%	£6,088,523



CASH FLOW

	Date Of Accounts	31/12/16	(%)	31/12/15	(%)	31/12/14	(%)	31/12/13	(%)	31/12/12
	Net Cashflow from Operations	£4,633,681	23.7%	£3,747,192	38.5%	£2,705,887	0.9%	£2,682,468	6.2%	£2,525,357
	Net Cashflow before Financing	£3,464,237	221%	£1,079,255	25.4%	£860,804	999.9%	£58,639	-95.9%	£1,438,752
	Net Cashflow from Financing	-£6,920	96%	-£172,460	-	-	-	-	-	-
	Increase in Cash	£3,457,317	281.3%	£906,795	5.3%	£860,804	999.9%	£58,639	-95.9%	£1,438,752














MISCELLANEOUS

	Date Of	31/12/16	(%)	31/12/15	(%)	31/12/14	(%)	31/12/13	(%)	31/12/12
--	---------	----------	-----	----------	-----	----------	-----	----------	-----	----------

DISCLAIMER : This Report is **PRIVATE & CONFIDENTIAL** and it is prepared at the request of and for its use by the Subscriber only. The Subscriber shall use the contents of the Report merely as an aid to its business. Mira Inform Private Limited ("MIPL") has collated information/data in the Report, which have not been verified unless otherwise specifically mentioned in the Report. The Subscriber shall independently verify the accuracy and correctness of the information/data before in any way acting upon the same. MIPL shall not be liable for any harm, injury, loss or damage caused to the Subscriber due to default by the Subscriber's debtors/beneficiaries in fulfilling their obligations of any nature whatsoever. This Report or any of its portion shall not be used as a documentary evidence or otherwise before any investigative agencies or forum of law. This Report is confidential and proprietary to MIPL. The Subscriber and/or any other person(s) may not reproduce, publish or disclose any of the contents of the Report to others without the express authorization of MIPL. This Report is prepared and issued to the Subscriber without any risk, responsibility or liability on the part of MIPL or its officials.

	Accounts									
	Contingent Liability	YES	-	YES	-	YES	-	YES	-	YES
	Capital Employed	£11,857,459	31.6%	£9,010,462	6.3%	£8,473,479	32.8%	£6,380,256	4.8%	£6,089,986
	Number of Employees	99	4.2%	95	10.5%	86	3.6%	83	3.8%	80
	Accountants									
	Auditors	KEYMER HASLAM & CO								
	Auditor Comments	The audit report contains no adverse comments								
	Bankers									
	Bank Branch Code									

RATIOS

	Date Of Accounts	31/12/16	31/12/15	31/12/14	31/12/13	31/12/12
	Pre-tax profit margin %	27.17	18.99	25	20.31	20.44
	Current ratio	5	5.27	4.10	3.75	3.69
	Sales/Net Working Capital	1.48	1.80	1.88	2.23	2.47
	Gearing %	0.30	0.40	0.40	0.10	0
	Equity in %	80.10	81.40	76.20	74.20	73.90
	Creditor Days	22.60	15.15	19.84	17.11	11.72
	Debtor Days	48.68	51.59	68.62	50.39	52.22
	Liquidity/Acid Test	4.11	4.13	3.18	2.73	2.79
	Return On Capital Employed %	39.44	32.56	44.63	43.16	48.09
	Return On Total Assets Employed %	31.69	26.61	34.14	32.04	35.53
	Current Debt Ratio	0.24	0.22	0.30	0.34	0.35
	Total Debt Ratio	0.24	0.22	0.31	0.34	0.35
	Stock Turnover Ratio %	14.87	14.76	15.74	16.62	13.37
	Return on Net Assets Employed %	39.57	32.68	44.79	43.20	48.10

DISCLAIMER : This Report is **PRIVATE & CONFIDENTIAL** and it is prepared at the request of and for its use by the Subscriber only. The Subscriber shall use the contents of the Report merely as an aid to its business. Mira Inform Private Limited ("MIPL") has collated information/data in the Report, which have not been verified unless otherwise specifically mentioned in the Report. The Subscriber shall independently verify the accuracy and correctness of the information/data before in any way acting upon the same. MIPL shall not be liable for any harm, injury, loss or damage caused to the Subscriber due to default by the Subscriber's debtors/beneficiaries in fulfilling their obligations of any nature whatsoever. This Report or any of its portion shall not be used as a documentary evidence or otherwise before any investigative agencies or forum of law. This Report is confidential and proprietary to MIPL. The Subscriber and/or any other person(s) may not reproduce, publish or disclose any of the contents of the Report to others without the express authorization of MIPL. This Report is prepared and issued to the Subscriber without any risk, responsibility or liability on the part of MIPL or its officials.

REPORT NOTES

There are no notes to display.

STATUS HISTORY

No Status History found

EVENT HISTORY

Date	Description
16/12/2017	Payment Data Update Received
14/11/2017	Confirmation Statement
19/08/2017	New Accounts Filed
19/08/2017	New Accounts Filed
30/12/2016	Payment Data Update Received
15/11/2016	Annual Returns
22/06/2016	New Accounts Filed
15/11/2015	Annual Returns
23/09/2015	New Accounts Filed
15/11/2014	Annual Returns
19/05/2014	New Accounts Filed
19/05/2014	New Accounts Filed
15/11/2013	Annual Returns
18/05/2013	New Accounts Filed
18/05/2013	New Accounts Filed

PREVIOUS COMPANY NAMES

No Previous Names found

WRIT DETAILS

No writs found

STATISTICS

Group	-
Linkages	0 companies
Countries	In 0 countries

SUMMARY

Holding Company	-
Ownership Status	
Ultimate Holding Company	-

GROUP STRUCTURE FULL

No Group Structure

STATISTICS

Group	0 companies
Linkages	0 companies
Countries	In 0 countries

MORTGAGE DETAILS

Mortgage Type:	FIXED AND FLOATING CHARGE
Date Charge Created:	06/02/87
Date Charge Registered:	13/02/87
Date Charge Satisfied:	-
Status:	OUTSTANDING
Person(s) Entitled:	MIDLAND BANK PLC
Amount Secured:	ALL MONIES DUE OR TO BECOME DUE FROM THE COMPANY TO THE CHARGEES ON ANY ACCOUNT WHATSOEVER
Details:	FIXED & FLOATING CHARGE ON UNDERTAKING AND ALL PROPERTY AND ASSETS PRESENT AND FUTURE INCLUDING BOOK DEBTS & UNCALLED CAPITAL.

DISCLAIMER : This Report is **PRIVATE & CONFIDENTIAL** and it is prepared at the request of and for its use by the Subscriber only. The Subscriber shall use the contents of the Report merely as an aid to its business. Mira Inform Private Limited ("MIPL") has collated information/data in the Report, which have not been verified unless otherwise specifically mentioned in the Report. The Subscriber shall independently verify the accuracy and correctness of the information/data before in any way acting upon the same. MIPL shall not be liable for any harm, injury, loss or damage caused to the Subscriber due to default by the Subscriber's debtors/beneficiaries in fulfilling their obligations of any nature whatsoever. This Report or any of its portion shall not be used as a documentary evidence or otherwise before any investigative agencies or forum of law. This Report is confidential and proprietary to MIPL. The Subscriber and/or any other person(s) may not reproduce, publish or disclose any of the contents of the Report to others without the express authorization of MIPL. This Report is prepared and issued to the Subscriber without any risk, responsibility or liability on the part of MIPL or its officials.

PREVIOUS DIRECTOR/COMPANY SECRETARIES

Name	Current Active Appointments	Previous Appointments	Dissolved Companies
Robert Michael Freeman	1	3	2

Total Persons With Significant Control	2	Total Statements	0
Active	2	Active	0
Ceased	0	Ceased	0

ACTIVE PERSONS WITH SIGNIFICANT CONTROL

Name	Mr Douglas James Foster	Kind	Individual Person With Significant Control
Address	The Grange Woolstone, Cheltenham, Gloucestershire	Country Of Residence	England
Post Code	GL52 9RG	Nationality	British
Date of Birth	05/1946	Notified On	06/04/2016
Nature Of Control	Has significant influence or control		
Name	Mr Robert Michael Freeman	Kind	Individual Person With Significant Control
Address	Kings Lea Kemerton, Nr Tewkesbury, Gloucestershire	Country Of Residence	England
Post Code	GL20 7JG	Nationality	British
Date of Birth	05/1946	Notified On	06/04/2016
Nature Of Control	Has significant influence or control		

CEASED PERSONS WITH SIGNIFICANT CONTROL

No Ceased Persons With Significant Control To Display

ACTIVE STATEMENTS

No Active Statements To Display

CEASED STATEMENTS

No Ceased Statements To Display	
Average Invoice Value	£698.89
Invoices available	145
Paid	143
Outstanding	2

Trade Payment Data is information that we collect from selected third party partners who send us information about their whole sales ledger.

	Within Terms	0-30 Days	31-60 Days	61-90 Days	91+ Days
Paid	62	51	4	0	26
Outstanding	0	1	1	0	0

FOREIGN EXCHANGE RATES

Currency	Unit	Indian Rupees
US Dollar	1	INR 68.88
UK Pound	1	INR 91.14
Euro	1	INR 80.63
GBP	1	INR 91.37

Note: Above are approximate rates obtained from sources believed to be correct

INFORMATION DETAILS

Analysis Done by :	VIV
Report Prepared by :	NIT

DISCLAIMER : This Report is **PRIVATE & CONFIDENTIAL** and it is prepared at the request of and for its use by the Subscriber only. The Subscriber shall use the contents of the Report merely as an aid to its business. Mira Inform Private Limited ("MIPL") has collated information/data in the Report, which have not been verified unless otherwise specifically mentioned in the Report. The Subscriber shall independently verify the accuracy and correctness of the information/data before in any way acting upon the same. MIPL shall not be liable for any harm, injury, loss or damage caused to the Subscriber due to default by the Subscriber's debtors/beneficiaries in fulfilling their obligations of any nature whatsoever. This Report or any of its portion shall not be used as a documentary evidence or otherwise before any investigative agencies or forum of law. This Report is confidential and proprietary to MIPL. The Subscriber and/or any other person(s) may not reproduce, publish or disclose any of the contents of the Report to others without the express authorization of MIPL. This Report is prepared and issued to the Subscriber without any risk, responsibility or liability on the part of MIPL or its officials.

RATING EXPLANATIONS

Credit Rating	Explanation	Rating Comments
A++	Minimum Risk	Business dealings permissible with minimum risk of default
A+	Low Risk	Business dealings permissible with low risk of default
A	Acceptable Risk	Business dealings permissible with moderate risk of default
B	Medium Risk	Business dealings permissible on a regular monitoring basis
C	Medium High Risk	Business dealings permissible preferably on secured basis
D	High Risk	Business dealing not recommended or on secured terms only
NB	New Business	No recommendation can be done due to business in infancy stage
NT	No Trace	No recommendation can be done as the business is not traceable

NB is stated where there is insufficient information to facilitate rating. However, it is not to be considered as unfavourable.

This score serves as a reference to assess SC's credit risk and to set the amount of credit to be extended. It is calculated from a composite of weighted scores obtained from each of the major sections of this report. The assessed factors are as follows:

- Financial condition covering various ratios
- Company background and operations size
- Promoters / Management background
- Payment record
- Litigation against the subject
- Industry scenario / competitor analysis
- Supplier / Customer / Banker review (wherever available)