

MIRA INFORM REPORT

| | |
|----------------------|------------|
| Report No. : | 518894 |
| Report Date : | 07.07.2018 |

IDENTIFICATION DETAILS

| | |
|---------------------------------------------------------|-------------------------------------------------------------------------------------------------------------------------------------------------------------------------------------------------------------------------------------------------------------------------------------------------------------------------------------------------------------------------------|
| Name : | GENUS POWER INFRASTRUCTURES LIMITED (w.e.f. 2007) |
| Formerly Known As : | GENUS OVERSEAS ELECTRONICS LIMITED |
| Registered Office : | G-14, Sector-63, Gautam Buddha Nagar, Noida-201307, Uttar Pradesh |
| Tel. No.: | 91-120-4227116 |
| Country : | India |
| Financials (as on) : | 31.03.2018 |
| Date of Incorporation : | 06.08.1992 |
| CIN No.: [Company Identification No.] | L51909UP1992PLC051997 |
| Capital Investment / Paid-up Capital : | INR 257.229 Million |
| IEC No.: [Import-Export Code No.] | 1394000324 |
| PAN No.: [Permanent Account No.] | AACCG1218P |
| GSTN : [Goods & Service Tax Registration No.] | 23AACCG1218P2ZO (Madhya Pradesh) 24AACCG1218P2ZM (Gujarat) 05AACCG1218P2ZE (Uttarakhand) 19AACCG1218P2ZD (Karnataka) 18AACCG1218P2ZE (Assam) 33AACCG1218P2ZO (Tamilnadu) 09AACCG1218P2ZE (Uttar Pradesh) 32AACCG1218P2ZQ (Kerala) 36AACCG1218P2ZI (Telangana) 08AACCG1218P2ZH (Rajasthan) 10AACCG1218P2ZW (Bhar) 20AACCG1218P2ZV (Jharkhand) |
| Legal Form : | A Public Limited Liability Company. The Company's Shares are Listed on the Stock Exchanges. |

DISCLAIMER : This Report is **PRIVATE & CONFIDENTIAL** and it is prepared at the request of and for its use by the Subscriber only. The Subscriber shall use the contents of the Report merely as an aid to its business. Mira Inform Private Limited ("MIPL") has collated information/data in the Report, which have not been verified unless otherwise specifically mentioned in the Report. The Subscriber shall independently verify the accuracy and correctness of the information/data before in any way acting upon the same. MIPL shall not be liable for any harm, injury, loss or damage caused to the Subscriber due to default by the Subscriber's debtors/beneficiaries in fulfilling their obligations of any nature whatsoever. This Report or any of its portion shall not be used as a documentary evidence or otherwise before any investigative agencies or forum of law. This Report is confidential and proprietary to MIPL. The Subscriber and/or any other person(s) may not reproduce, publish or disclose any of the contents of the Report to others without the express authorization of MIPL. This Report is prepared and issued to the Subscriber without any risk, responsibility or liability on the part of MIPL or its officials.

| | |
|--------------------------------------------------|-------------------------------------------------------------------------------------------------------------------------------------------------------------------------------------------------------------------------------------|
| Line of Business : | Subject is engaged in the business of manufacturing / providing 'Metering and Metering Solutions and undertaking 'Engineering, Construction and Contracts' on turnkey basis. (Registered Activity and also Confirmed by management) |
| No. of Employees : (As on 31.03.2017) | 1012 (Approximately) |

RATING & COMMENTS

(Mira Inform has adopted New Rating mechanism w.e.f. 23rd January 2017)

MIRA's Rating :

A

| Credit Rating | Explanation | Rating Comments |
|---------------|-----------------|-------------------------------------------------------------|
| A | Acceptable Risk | Business dealings permissible with moderate risk of default |

| | |
|----------------------------|--------------------------------------------------------------------------------------------------------------------------------------------------------------------------------------------------------------------------------------------------------------------------------------------------------------------------------------------------------------------------------------------------------------------------------------------------------------------------------------------------------------------------------------------------------------------------------------------------------------------------------------------------------------------------------------------------------------------------------------------------------------------------------------------------------------------------------------------------------------------------------------------------------------------------------------------------------------------------------------------------------------------------------------------------------------------------------------------------|
| Status : | Good |
| Payment Behaviour : | Regular |
| Litigation : | Clear |
| Comments : | <p>Subject was incorporated in the year 1992 and it is a manufacturer of metering solutions and undertaking 'Engineering, Construction and Contractors' on turnkey basis.</p> <p>As per the financials of March 2018, the company has registered a growth of 29.00% in its revenue as compared to its previous year's revenue and has reported good profit margin of 6.17%.</p> <p>Rating takes into consideration the company's established track record of business operations marked by healthy net worth base along with strong debt coverage indicators and good liquidity position.</p> <p>Share are quoted high Stock Exchanges. (Share are traded at a price of INR 41.00 against its face value of INR 10.)</p> <p>However, rating strength is partially offset by the customer concentration risk, vulnerability of its profitability to the fluctuations in raw material prices as well as foreign exchange rates.</p> <p>Payments are seems to be regular.</p> <p>In view of aforesaid, the company can be considered for business dealings at usual trade terms and conditions.</p> |

NOTES :

DISCLAIMER : This Report is **PRIVATE & CONFIDENTIAL** and it is prepared at the request of and for its use by the Subscriber only. The Subscriber shall use the contents of the Report merely as an aid to its business. Mira Inform Private Limited ("MIPL") has collated information/data in the Report, which have not been verified unless otherwise specifically mentioned in the Report. The Subscriber shall independently verify the accuracy and correctness of the information/data before in any way acting upon the same. MIPL shall not be liable for any harm, injury, loss or damage caused to the Subscriber due to default by the Subscriber's debtors/beneficiaries in fulfilling their obligations of any nature whatsoever. This Report or any of its portion shall not be used as a documentary evidence or otherwise before any investigative agencies or forum of law. This Report is confidential and proprietary to MIPL. The Subscriber and/or any other person(s) may not reproduce, publish or disclose any of the contents of the Report to others without the express authorization of MIPL. This Report is prepared and issued to the Subscriber without any risk, responsibility or liability on the part of MIPL or its officials.

Any query related to this report can be made on e-mail : infodept@mirainform.com while quoting report number, name and date.

ECGC Country Risk Classification List

| Country Name | Previous Rating (31.12.2017) | Current Rating (01.04.2018) |
|--------------|---------------------------------|--------------------------------|
| India | A1 | A1 |

| Risk Category | ECGC Classification |
|----------------------|---------------------|
| Insignificant | A1 |
| Low Risk | A2 |
| Moderately Low Risk | B1 |
| Moderate Risk | B2 |
| Moderately High Risk | C1 |
| High Risk | C2 |
| Very High Risk | D |

EXTERNAL AGENCY RATING

| | |
|---------------------------|-----------------------------------------------|
| Rating Agency Name | INDIA RATING |
| Rating | Long Term Rating = A+ |
| Rating Explanation | Adequate degree of safety and low credit risk |
| Date | 19.01.2018 |

| | |
|---------------------------|------------------------------------------------------------|
| Rating Agency Name | INDIA RATING |
| Rating | Short Term Rating = A1 |
| Rating Explanation | Very strong degree of safety and carry lowest credit risk. |
| Date | 19.01.2018 |

RBI DEFAULTERS' LIST STATUS

Subject's name is not enlisted as a defaulter in the publicly available RBI Defaulters' list.

EPF (Employee Provident Fund) DEFAULTERS' LIST STATUS

Subject's name is not enlisted as a defaulter in the publicly available EPF (Employee Provident Fund) Defaulters' list as of 31-03-2018

BIFR (Board for Industrial & Financial Reconstruction) LISTING STATUS

Subject's name is not listed as a Sick Unit in the publicly available BIFR (Board for Industrial & Financial Reconstruction) list as of 07.07.2018

IBBI (Insolvency and Bankruptcy Board of India) LISTING STATUS

Subject's name is not listed in the publicly available IBBI (Insolvency and Bankruptcy Board of India) list as of report date.

INFORMATION DENIED

MANAGEMENT NON-COOPERATIVE (TEL NO.: 91-141-7102400 / 500 / 91-120-4227116)

LOCATIONS

| | |
|----------------------------------------------------|------------------------------------------------------------------------------------------------------------------------------------------------------------------------------------------------------------------------------------------------------------------------------------------------------------------------------------------------------------------------------------------------------------------------------------|
| Registered Office : | G-14, Sector-63, Gautam Buddha Nagar, Noida-201307, Uttar Pradesh, India |
| Tel. No.: | 91-120-4227116 |
| Mobile No.: | 91-9339531310 (Mr. Indrajit) |
| Fax No.: | 91-120-4227116 |
| E-Mail : | cs@genus.in info@genus.in investors@genus.in |
| Website : | www.genus.in www.genuspower.com |
| Location : | Owned |
| Locality : | Commercial |
| Corporate Office / Plant 1 : | SPL-3, RIICO Industrial Area, Sitapura, Tonk Road, Jaipur – 302022, Rajasthan, India |
| Tel. No.: | 91-141-7102400/ 500 |
| Fax No.: | 91-141-2770319/ 7102503 |
| Plant and Research and Development Centre : | <ul style="list-style-type: none"> • SPL-2A, RIICO Industrial Area, Sitapura, Tonk Road, Jaipur - 302022, Rajasthan, India • Plot No. SP-1-2317, Ramchandrapura Industrial Area, Sitapura Extension, Jaipur - 302022, Rajasthan, India • Plot No.12, Sector-4, IIE, SIDCUL, Haridwar - 249403, Uttarakhand, India • SP-4-2, Keshwana, Kotputli, Districe-Jaipur-303108, Rajasthan, India |

GENUS POWER INFRASTRUCTURES LIMITED - 518894

PAGE NO. : 5

| | |
|---------------------------|--------------------------------------------------------------------------------------------------------------------------------------------------------------------------------------------------------------------------------------------------------------------------------------------------------------------------------------------|
| | <ul style="list-style-type: none"> Plot No. 9 and 10, Sector-2, SIDCUL, Haridwar - 249403, Uttarakhand, India SP-4-2, Keshwana, (Kotputli), District –Jaipur - 303108, Rajasthan, India Plot NO. 104, Brahmaputra Industrial Park, Amingaon, Village-SilaSinduri Ghopa, District-Kamrup (R), Assam, India |
| Marketing Office : | CJ – 114, Salt Lake City, Sector- II, Kolkata – 700091, West Bengal, India |

DIRECTORS

As on 31.03.2018

| | |
|------------------------------|----------------------------------------------------------------------------------|
| Name : | Mr. Rajendra Kumar Agarwal |
| Designation : | Managing Director |
| Address : | 12, Dwarkapuri, Jamnalal Bajaj Marg, C-Scheme, Jaipur-302001, Rajasthan, India |
| Date of Birth/Age : | 42 Years |
| Qualification : | Electronics Engineer by profession |
| Date of Appointment : | 01.01.2001 |
| DIN No.: | 00011127 |
| Name : | Mr. Jitendra Kumar Agarwal |
| Designation : | Managing Director |
| Address : | A-12, Dwarkapuri, Jamnalal Bajaj Marg, C-Scheme, Jaipur-302001, Rajasthan, India |
| Date of Birth/Age : | 40 Years |
| Qualification : | Master's degree in Business Administration (MBA) (Marketing) |
| Date of Appointment : | 06.05.2004 |
| DIN No.: | 00011189 |
| Name : | Mr. Ishwar Chand Agarwal |
| Designation : | Wholetime Director |
| Address : | 12, Dwarkapuri, Jamnalal Bajaj Marg, C-Scheme, Jaipur-302001, Rajasthan, India |
| Date of Birth/Age : | 67 Years |
| Qualification : | Graduate |
| Date of Appointment : | 01.04.2014 |
| DIN No.: | 00011152 |
| Name : | Mr. Bhairon Singh Solanki |
| Designation : | Director |
| Address : | 64, Taru Chhaya Nagar, Tonk Road, Jaipur-302029, Rajasthan, India |
| Date of Birth/Age : | 90 Years |
| Qualification : | M.Sc. (Engg.) |

DISCLAIMER : This Report is **PRIVATE & CONFIDENTIAL** and it is prepared at the request of and for its use by the Subscriber only. The Subscriber shall use the contents of the Report merely as an aid to its business. Mira Inform Private Limited ("MIPL") has collated information/data in the Report, which have not been verified unless otherwise specifically mentioned in the Report. The Subscriber shall independently verify the accuracy and correctness of the information/data before in any way acting upon the same. MIPL shall not be liable for any harm, injury, loss or damage caused to the Subscriber due to default by the Subscriber's debtors/beneficiaries in fulfilling their obligations of any nature whatsoever. This Report or any of its portion shall not be used as a documentary evidence or otherwise before any investigative agencies or forum of law. This Report is confidential and proprietary to MIPL. The Subscriber and/or any other person(s) may not reproduce, publish or disclose any of the contents of the Report to others without the express authorization of MIPL. This Report is prepared and issued to the Subscriber without any risk, responsibility or liability on the part of MIPL or its officials.

GENUS POWER INFRASTRUCTURES LIMITED - 518894

PAGE NO. : 6

| | |
|-----------------------|-------------------------------------------------------------------------------------------|
| Date of Appointment : | 04.03.2002 |
| DIN No.: | 00012141 |
| Name : | Mr. Dharam Chand Agarwal |
| Designation : | Director |
| Address : | C-36, Vaishali Nagar, Jaipur-302021, Rajasthan, India |
| Date of Birth/Age : | 65 Years |
| Date of Appointment : | 14.12.2005 |
| DIN No.: | 00014211 |
| Name : | Mr. Rameshwar Pareek |
| Designation : | Director |
| Address : | C-222, Vaishali Nagar, Jaipur-302021, Rajasthan, India |
| Date of Birth/Age : | 73 Years |
| Qualification : | Master's degree in Economics |
| Date of Appointment : | 29.01.2003 |
| DIN No.: | 00014224 |
| Name : | Mr. Indraj Mal Bhutoria |
| Designation : | Director |
| Address : | 10, Belvedere Road, 7 th Floor, Room No-7D, Kolkata-700027, West Bengal, India |
| Date of Birth/Age : | 49 Years |
| Qualification : | Graduate |
| Date of Appointment : | 12.12.2002 |
| DIN No.: | 00762361 |
| Name : | Mr. Kailash Chandra Agarwal |
| Designation : | Director |
| Address : | 25, Jawahar Nagar, Moradabad-244001, Uttar Pradesh, India |
| Date of Birth/Age : | 47 Years |
| Qualification : | Graduate in Bachelor of Science |
| Date of Appointment : | 29.05.2013 |
| DIN No.: | 00895365 |
| Name : | Mr. Udit Agarwal |
| Designation : | Director |
| Address : | Z-16,17,18 Deen Dayal Nagar, Ph-2, Moradabad-244001, Uttar Pradesh, India |
| Date of Birth/Age : | 43 Years |
| Date of Appointment : | 24.10.2009 |
| DIN No.: | 02820615 |
| Name : | Mrs. Sharmila Agarwal |
| Designation : | Director |
| Address : | B-8, Govind Marg, Raja Park Jaipur 302004, Rajasthan, India |
| Date of Birth/Age : | 46 Years |
| Qualification : | Master's degree in Business Management |

DISCLAIMER : This Report is **PRIVATE & CONFIDENTIAL** and it is prepared at the request of and for its use by the Subscriber only. The Subscriber shall use the contents of the Report merely as an aid to its business. Mira Inform Private Limited ("MIPL") has collated information/data in the Report, which have not been verified unless otherwise specifically mentioned in the Report. The Subscriber shall independently verify the accuracy and correctness of the information/data before in any way acting upon the same. MIPL shall not be liable for any harm, injury, loss or damage caused to the Subscriber due to default by the Subscriber's debtors/beneficiaries in fulfilling their obligations of any nature whatsoever. This Report or any of its portion shall not be used as a documentary evidence or otherwise before any investigative agencies or forum of law. This Report is confidential and proprietary to MIPL. The Subscriber and/or any other person(s) may not reproduce, publish or disclose any of the contents of the Report to others without the express authorization of MIPL. This Report is prepared and issued to the Subscriber without any risk, responsibility or liability on the part of MIPL or its officials.

GENUS POWER INFRASTRUCTURES LIMITED - 518894

PAGE NO. : 7

| | |
|------------------------------|--------------------------------|
| Date of Appointment : | 30.03.2015 |
| DIN No.: | 07137624 |
| Name : | Mr. Naveen Gupta |
| Designation : | Director (Upto 02.02.2016) |
| Name : | Mr. Satya Narayan Vijayvergiya |
| Designation : | Director (Upto 02.12.2015) |

KEY EXECUTIVES

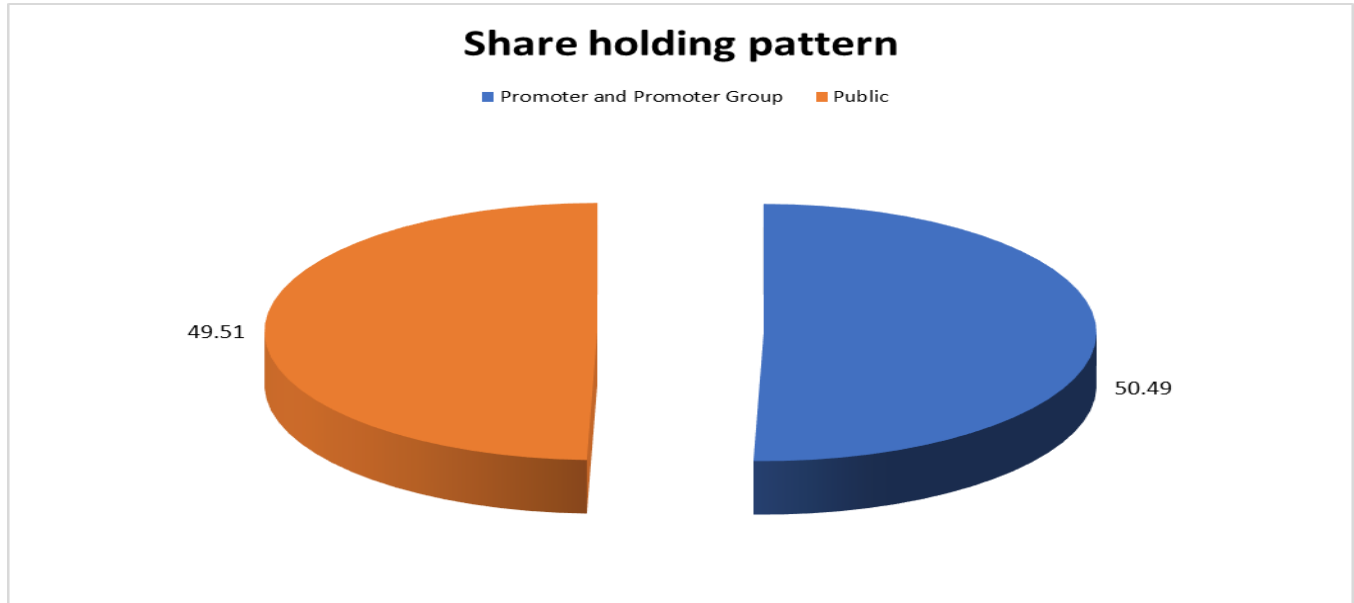
| | |
|------------------------------|-----------------------------------------------------------------------------------|
| Name : | Mr. Nathulal Nama |
| Designation : | Company Secretary |
| Date of Appointment : | 11.05.2018 |
| PAN No.: | AAYPN8506A |
| Name : | Mr. Ankit Jhanjhari |
| Designation : | Company Secretary |
| Address : | 106/5, Chatrapati Marg, Vijay Path, Mansarovar, Jaipur - 302020, Rajasthan, India |
| Date of Appointment : | 12.10.2010 |
| PAN No.: | ADOPJ3028Q |

MAJOR SHAREHOLDERS / SHAREHOLDING PATTERN

As on March, 2018

| Category of shareholder | No. of fully paid up equity shares held | Shareholding as a % of total no. of shares |
|-----------------------------|-----------------------------------------|--------------------------------------------|
| Promoter and Promoter Group | 129886109 | 50.49 |
| Public | 127343222 | 49.51 |
| Grand Total | 257229331 | 100.00 |

DISCLAIMER : This Report is **PRIVATE & CONFIDENTIAL** and it is prepared at the request of and for its use by the Subscriber only. The Subscriber shall use the contents of the Report merely as an aid to its business. Mira Inform Private Limited ("MIPL") has collated information/data in the Report, which have not been verified unless otherwise specifically mentioned in the Report. The Subscriber shall independently verify the accuracy and correctness of the information/data before in any way acting upon the same. MIPL shall not be liable for any harm, injury, loss or damage caused to the Subscriber due to default by the Subscriber's debtors/beneficiaries in fulfilling their obligations of any nature whatsoever. This Report or any of its portion shall not be used as a documentary evidence or otherwise before any investigative agencies or forum of law. This Report is confidential and proprietary to MIPL. The Subscriber and/or any other person(s) may not reproduce, publish or disclose any of the contents of the Report to others without the express authorization of MIPL. This Report is prepared and issued to the Subscriber without any risk, responsibility or liability on the part of MIPL or its officials.



STATEMENT SHOWING SHAREHOLDING PATTERN OF THE PROMOTER AND PROMOTER GROUP

| Category of shareholder | No. of fully paid up equity shares held | Shareholding as a % of total no. of shares |
|------------------------------------|-----------------------------------------|--------------------------------------------|
| A1) Indian | | 0.00 |
| Individuals/Hindu undivided Family | 69774882 | 27.13 |
| AMIT AGARWAL (HUF) | 146150 | 0.06 |
| AMIT KUMAR AGARWAL | 3416076 | 1.33 |
| AMRIT LAL TODI | 3206000 | 1.25 |
| AMRIT LAL TODI (HUF) | 1704500 | 0.66 |
| ANAND TODI | 2991870 | 1.16 |
| ANAND TODI (HUF) | 398000 | 0.15 |
| ANJU AGARWAL | 152841 | 0.06 |
| ASHUTOSH TODI | 114000 | 0.04 |
| BALDEV KUMAR AGARWAL | 508000 | 0.20 |
| BALDEV KUMAR AGARWAL (HUF) | 1520000 | 0.59 |
| BANWARI LAL TODI | 3660160 | 1.42 |
| BANWARI LAL TODI (HUF) | 309280 | 0.12 |
| HIMANSHU AGRAWAL | 6508136 | 2.53 |
| ISHWAR CHAND AGARWAL | 10425801 | 4.05 |
| ISHWAR CHAND AGARWAL (HUF) | 402920 | 0.16 |
| JITENDRA AGARWAL | 3634256 | 1.41 |
| KAILASH CHANDRA AGARWAL | 13298356 | 5.17 |
| KAILASH CHANDRA AGARWAL (HUF) | 1245600 | 0.48 |
| MANJU DEVI TODI | 374040 | 0.15 |
| MONISHA AGARWAL | 1590391 | 0.62 |

DISCLAIMER : This Report is **PRIVATE & CONFIDENTIAL** and it is prepared at the request of and for its use by the Subscriber only. The Subscriber shall use the contents of the Report merely as an aid to its business. Mira Inform Private Limited ("MIPL") has collated information/data in the Report, which have not been verified unless otherwise specifically mentioned in the Report. The Subscriber shall independently verify the accuracy and correctness of the information/data before in any way acting upon the same. MIPL shall not be liable for any harm, injury, loss or damage caused to the Subscriber due to default by the Subscriber's debtors/beneficiaries in fulfilling their obligations of any nature whatsoever. This Report or any of its portion shall not be used as a documentary evidence or otherwise before any investigative agencies or forum of law. This Report is confidential and proprietary to MIPL. The Subscriber and/or any other person(s) may not reproduce, publish or disclose any of the contents of the Report to others without the express authorization of MIPL. This Report is prepared and issued to the Subscriber without any risk, responsibility or liability on the part of MIPL or its officials.

GENUS POWER INFRASTRUCTURES LIMITED - 518894

PAGE NO. : 9

| | | |
|-----------------------------------------|------------------|--------------|
| NARAYAN PRASAD TODI (HUF) | 1279000 | 0.50 |
| NARAYAN PRASAD TODI | 1203600 | 0.47 |
| PARUL AGARWAL | 807000 | 0.31 |
| PHOOS RAJ TODI | 668000 | 0.26 |
| PHOOS RAJ TODI (HUF) | 759400 | 0.30 |
| RAJENDRA AGARWAL | 3550485 | 1.38 |
| RAJENDRA KUMAR AGARWAL (HUF) | 432000 | 0.17 |
| RUBAL TODI | 904400 | 0.35 |
| SEEMA TODI | 820600 | 0.32 |
| SHANTI DEVI AGARWAL | 1610000 | 0.63 |
| SHARDA TODI | 1383000 | 0.54 |
| SIMPLE AGARWAL | 751020 | 0.29 |
| Any Other (specify) | 60111227 | 23.37 |
| CRG TRADING AND FINVEST (P) LTD. | 3750210 | 1.46 |
| GENUS INNOVATION LIMITED | 4769600 | 1.85 |
| GENUS INTERNATIONAL COMMODITIES LIMITED | 4205000 | 1.63 |
| HI - PRINT ELECTROMACK PRIVATE LIMITED | 5574300 | 2.17 |
| IC FINANCE PRIVATE LTD | 112800 | 0.04 |
| KAILASH COAL AND COKE COMPANY LIMITED | 7926000 | 3.08 |
| KAILASH INDUSTRIES LIMITED | 9961560 | 3.87 |
| KAILASH VIDYUT AND ISPAT LIMITED | 75000 | 0.03 |
| VIVEKSHIL DEALERS PVT. LTD. | 23736757 | 9.23 |
| Sub Total A1 | 129886109 | 50.49 |
| A2) Foreign | | 0.00 |
| A=A1+A2 | 129886109 | 50.49 |

STATEMENT SHOWING SHAREHOLDING PATTERN OF THE PUBLIC SHAREHOLDER

| Category of shareholder | No. of fully paid up equity shares held | Shareholding as a % of total no. of shares |
|-----------------------------------------------------------------|-----------------------------------------|--------------------------------------------|
| B1) Institutions | 0 | 0.00 |
| Mutual Funds/ | 21015666 | 8.17 |
| RELIANCE CAPITAL TRUSTEE CO. LTD-A/C REL | 13046078 | 5.07 |
| UTI - DUAL ADVANTAGE FIXED TERM FUND SER | 7266033 | 2.82 |
| Foreign Portfolio Investors | 4264019 | 1.66 |
| COHESION INDIA BEST IDEAS (MASTER) FUND | 2710499 | 1.05 |
| Financial Institutions/ Banks | 231038 | 0.09 |
| Any Other (specify) | 880277 | 0.34 |
| Sub Total B1 | 26391000 | 10.26 |
| B2) Central Government/ State Government(s)/ President of India | 0 | 0.00 |
| B3) Non-Institutions | 0 | 0.00 |
| Individual share capital upto INR 0.200 Million | 28866837 | 11.22 |
| Individual share capital in excess of INR 0.200 Million | 54617367 | 21.23 |
| AJAY UPADHYAYA | 3873000 | 1.51 |

DISCLAIMER : This Report is **PRIVATE & CONFIDENTIAL** and it is prepared at the request of and for its use by the Subscriber only. The Subscriber shall use the contents of the Report merely as an aid to its business. Mira Inform Private Limited ("MIPL") has collated information/data in the Report, which have not been verified unless otherwise specifically mentioned in the Report. The Subscriber shall independently verify the accuracy and correctness of the information/data before in any way acting upon the same. MIPL shall not be liable for any harm, injury, loss or damage caused to the Subscriber due to default by the Subscriber's debtors/beneficiaries in fulfilling their obligations of any nature whatsoever. This Report or any of its portion shall not be used as a documentary evidence or otherwise before any investigative agencies or forum of law. This Report is confidential and proprietary to MIPL. The Subscriber and/or any other person(s) may not reproduce, publish or disclose any of the contents of the Report to others without the express authorization of MIPL. This Report is prepared and issued to the Subscriber without any risk, responsibility or liability on the part of MIPL or its officials.

GENUS POWER INFRASTRUCTURES LIMITED - 518894

PAGE NO. : 10

| | | |
|-----------------------------|------------------|--------------|
| MADHULIKA AGARWAL | 2734878 | 1.06 |
| VALLABH ROOPCHAND BHANSHALI | 2985700 | 1.16 |
| VIKAS KOTHARI | 27543850 | 10.71 |
| Any Other (specify) | 17468018 | 6.79 |
| Bodies Corporate | 12379779 | 4.81 |
| Non-Resident Indian (NRI) | 2822943 | 1.10 |
| Clearing Members | 2265296 | 0.88 |
| Sub Total B3 | 100952222 | 39.25 |
| B=B1+B2+B3 | 127343222 | 49.51 |

BUSINESS DETAILS

| | | |
|---------------------------|-------------------------------------------------------------------------------------------------------------------------------------------------------------------------------------------------------------------------------------|----------------------------|
| Line of Business : | Subject is engaged in the business of manufacturing / providing 'Metering and Metering Solutions and undertaking 'Engineering, Construction and Contracts' on turnkey basis. (Registered Activity and also Confirmed by management) | |
| Products : | Item Code No. | Product Description |
| | 26513 | Electronic Energy Meter |
| Brand Names : | Not Available | |
| Agencies Held : | Not Available | |
| Exports : | Not Divulged | |
| Imports : | Not Divulged | |
| Terms : | Not Divulged | |

PRODUCTION STATUS NOT AVAILABLE

GENERAL INFORMATION

| | | |
|--------------------|-------------------------------|--------------|
| Suppliers : | Reference : | Not Divulged |
| | Name of the Person : | -- |
| | Contact No.: | -- |
| | Since How Long Known : | -- |
| | Maximum Limit Dealt : | -- |
| | Experience : | -- |
| | Remark: | -- |
| Customers : | Reference : | Not Divulged |
| | Name of the Person : | -- |
| | Contact No.: | -- |
| | Since How Long Known : | -- |

DISCLAIMER : This Report is **PRIVATE & CONFIDENTIAL** and it is prepared at the request of and for its use by the Subscriber only. The Subscriber shall use the contents of the Report merely as an aid to its business. Mira Inform Private Limited ("MIPL") has collated information/data in the Report, which have not been verified unless otherwise specifically mentioned in the Report. The Subscriber shall independently verify the accuracy and correctness of the information/data before in any way acting upon the same. MIPL shall not be liable for any harm, injury, loss or damage caused to the Subscriber due to default by the Subscriber's debtors/beneficiaries in fulfilling their obligations of any nature whatsoever. This Report or any of its portion shall not be used as a documentary evidence or otherwise before any investigative agencies or forum of law. This Report is confidential and proprietary to MIPL. The Subscriber and/or any other person(s) may not reproduce, publish or disclose any of the contents of the Report to others without the express authorization of MIPL. This Report is prepared and issued to the Subscriber without any risk, responsibility or liability on the part of MIPL or its officials.

| | | | |
|--------------------------------------------------|------------------------------------------------------------------------------------------------------------------------------------------------------------------------------------------------------------------------------------------------------------------------------------------------------------------------------------------------------------------------------------------------------------------------------------------------------------------------------------------------------------------------------------------------------------------------------------------------------------------------------------------------------------------------------------------------------------------------------------------------------------------------------------------------------------------------------------------------------------------------------------------------------------------------------------------------------------------------------------------------------------------------------------------|----------------------------------------|----------------------------------------|
| | Maximum Limit Dealt : | -- | |
| | Experience : | -- | |
| | Remark: | -- | |
| No. of Employees : (As on 31.03.2017) | 1012 (Approximately) | | |
| Bankers : | <ul style="list-style-type: none"> • Bank of Baroda • IDBI Bank Limited • State Bank of Bikaner and Jaipur • Axis Bank Limited • State Bank of India • Punjab National Bank • Export-Import Bank of India | | |
| Facilities : | Secured Loan | 31.03.2018 (INR in Million) | 31.03.2017 (INR in Million) |
| | Long-term Borrowings | | |
| | From Banks | | |
| | Term loans in foreign currency | NA | 0.000 |
| | Other loans | | |
| | Vehicle Loan | NA | 10.503 |
| | Short-term borrowings | | |
| | From Banks | | |
| | Term loans in foreign currency | NA | 0.000 |
| | Other loans | | |
| | Vehicle Loan | NA | 6.817 |
| | Other short term borrowings | | |
| | Cash credit from banks | NA | 1558.522 |
| | Buyer's credit from banks | NA | 224.730 |
| | Total | NA | 1800.572 |
| | NOTE : | | |
| | LONG-TERM BORROWINGS : | | |
| | <p>The foreign currency term loan from a bank of Rs. NIL (March 31, 2016: INR 170.600 Lacs, April 01, 2015: INR 258.900 million) is secured by first exclusive charge on the entire fixed Assets of the company's Jalpur unit-II situated at plot No. SP-1-2317, Ramchandpura, Sitapura extensions, Jaipur (Rajasthan) and Haridwar Unit-II situated at Plot No:9, Sector-2, SIOCUL, Haridwar (Uttarakhand) including immovable properties, present and future acquired out of the said loan and unconditional irrevocable personal guarantees of promoters directors Mr. Ishwar Chand Agarwal Mr. Rajendra Kumar Agarwal and Mr. Jitender Kumar Agarwal~Interest will be paid at 6 month USO Libor+280 BPS p.a payable quarterly (Libor to reset Quarterly). The effective weighted average interest rate is 3.98% p.a. (March 31, 2016: 3.62% p.a, April 01, 2015: 3.30%>. These loans are repayable in unequal quarterly instalments starting from June 2012 to May 2017. The Foreign Currency Term Loan due to be paid by May</p> | | |

| | |
|--|------------------------------------------------------------------------------------------------------------------------------------------------------------------------------------------------------------------------------------------------------------------------------------------------------------------------------------------------------------------------------------------------------------------------------------------------------------------------------------------------------------------------------------------------------------------------------------------------------------------------------------------------------------------------------------------------------------------------------------------------------------------------------------------------------------------------------------------------------------------------------------------------------------------------------------------------------------------------------------------------------------------------------------------------------------------------------------------------------------------------------------------------------------------------------------------------------------------------------------------------------------------------------------------------------------------------------------------------------------------------------------------------------------------------------------------------------------------------------------------------------------------------------------------------------------------------------------------------------------------------------------------------------------------------------------------------------------------------------------------------------------------------------------------------------------------------------------------------------------------------------------------------------------------------------------------------------------------------------------------------------------------------------------------------------------------------------------------------------------------------------------|
| | <p>2017 was repaid fully by March 2017 and therefore no amount is outstanding as on March 31, 2017.</p> <p>Vehicle loans from banks and non-banking financial companies is secured byway of hypothecation of the vehicles financed by them under the finance scheme. The effective weighted average interest rate is 10.88% (March 31, 2016: 10. Q1%,April 01, 2015: 10.75%) p.a.</p> <p>SHORT-TERM BORROWINGS :</p> <p>Cash credit from banks and Buyer's Credit of INR 1783.200 Million (March 31, 2016: INR 1768.600 Million, April 01 ,2015: INR 29,60.000 Million) of the Company under consortium arrangement from Bank of Baroda, State Bank of India, Punjab National Bank, IOBI Bank Limited, State Bank of Bikaner and Jaipur, Axis Bank and Export Import Bank of India, is secured byway of first paripassu charge on entire current assets of the Company both present and future and collateral security byway of 1st Pari-passu charges on the entire unencumbered fixed assets of the Company and equitable mortgage of properties on pari-passu basis situated at SPL-3A and SPL-2A, Sitapura, Jaipur (Rajasthan) and Plot No. 12, Sector-4 ,LIE Haridwar (Uttarakhand) and further secured by personal guarantees of Mr. Ishwar Chand Agarwal Mr. Rajendra Kumar Agarwal Mr. Jitendra Kumar Agarwal and Mr. Vishnu Todi.</p> <p>Bills discounting of INR 364.62 Million (March 31, 2016: INR 163.800 Million; April 01, 2015: INR 13.750 Million) of the Company are secured by inland documentary bills covering dispatches of goods under prime Bank's Letter of credit supported by related documents. The rate of interest is 7.90% (March 31, 2016: 9.60%; April 01, 2015: 10%)p.a.</p> <p>Bills discounting of INR 368.898 Million (March 31, 2016: INR 217.165 Million; April 01,2015: INR 238.295 Million) are discounted on vendors invoices and carried an interest rate calculated at Base Rate of SBI with credit period of upto 90 days. This facility is secured by personal guarantees of Mr. Ishwar Chand Agarwal Mr. Rajendra Agarwal Mr. Jitendra Kumar Agarwaland Mr. Vishnu Todi.</p> |
|--|------------------------------------------------------------------------------------------------------------------------------------------------------------------------------------------------------------------------------------------------------------------------------------------------------------------------------------------------------------------------------------------------------------------------------------------------------------------------------------------------------------------------------------------------------------------------------------------------------------------------------------------------------------------------------------------------------------------------------------------------------------------------------------------------------------------------------------------------------------------------------------------------------------------------------------------------------------------------------------------------------------------------------------------------------------------------------------------------------------------------------------------------------------------------------------------------------------------------------------------------------------------------------------------------------------------------------------------------------------------------------------------------------------------------------------------------------------------------------------------------------------------------------------------------------------------------------------------------------------------------------------------------------------------------------------------------------------------------------------------------------------------------------------------------------------------------------------------------------------------------------------------------------------------------------------------------------------------------------------------------------------------------------------------------------------------------------------------------------------------------------------|

| | |
|------------------------|--------------------------------------------------------------------------------------------|
| Auditors 1 : | |
| Name : | S. R. Batliboi and Associates LLP Chartered Accountants |
| Address : | Oval Office, 18, I Labs Centre, Hitec City, Madhapur, Hyderabad – 500081, Telangana, India |
| Auditors 2 : | |
| Name : | D. Khanna and Associates Chartered Accountants |
| Address : | G-6, Royal Sundram, Vivekanand Marg, C-Scheme, Jaipur – 302001, Rajasthan, India |
| Memberships : | Not Available |
| Collaborators : | Not Available |

| | |
|----------------------------------------------------------------------------------|------------------------------------------------------------------------------------------------------------------------------------------------------------------------------------------------------------------------------------------------------------------------------------------------------------|
| Associates : (As on 31.03.2017) | <ul style="list-style-type: none"> M.KJ. Manufacturing Private Limited, India U74899DL1994PTC061902 Greentech Mega Food Park Limited (formally known as Greentech Mega Food Park Private Limited) (ceases to be an associate w. e. f 19.09.2016) U45201RJ2012PTC039560 |
| Joint Ventures : (As on 31.03.2017) | <ul style="list-style-type: none"> Genus SA, Brazil |
| Enterprises in the control of the Management : (As on 31.03.2017) | <ul style="list-style-type: none"> Yajur Commodities Limited JC Textiles Private Limited Hi-Print Electromack Private Limited Genus Paper and Boards Limited Genus Consortium Genus Innovation Limited Genus Electrotech Limited |
| Other Related Parties : (As on 31.03.2017) | <ul style="list-style-type: none"> Amit Agarwal (HUF) Rajendra Kumar Agarwal (HUF) |

CAPITAL STRUCTURE

As on 31.03.2018

Authorised Capital : Not Available

Issued, Subscribed & Paid-up Capital : INR 257.229 Million

As on 31.03.2017

Authorised Capital :

| No. of Shares | Type | Value | Amount |
|---------------|----------------------------------|----------------|----------------------------|
| 631600000 | Equity Shares | INR 1/- each | INR 631.600 Million |
| 504000 | 10% redeemable preference shares | INR 100/- each | INR 50.400 Million |
| 1500000 | Preference shares | INR 100/- each | INR 150.000 Million |
| | Total | | INR 832.000 Million |

Issued, Subscribed & Paid-up Capital :

| No. of Shares | Type | Value | Amount |
|---------------|---------------|--------------|---------------------|
| 257183714 | Equity Shares | INR 1/- each | INR 257.183 Million |

DISCLAIMER : This Report is **PRIVATE & CONFIDENTIAL** and it is prepared at the request of and for its use by the Subscriber only. The Subscriber shall use the contents of the Report merely as an aid to its business. Mira Inform Private Limited ("MIPL") has collated information/data in the Report, which have not been verified unless otherwise specifically mentioned in the Report. The Subscriber shall independently verify the accuracy and correctness of the information/data before in any way acting upon the same. MIPL shall not be liable for any harm, injury, loss or damage caused to the Subscriber due to default by the Subscriber's debtors/beneficiaries in fulfilling their obligations of any nature whatsoever. This Report or any of its portion shall not be used as a documentary evidence or otherwise before any investigative agencies or forum of law. This Report is confidential and proprietary to MIPL. The Subscriber and/or any other person(s) may not reproduce, publish or disclose any of the contents of the Report to others without the express authorization of MIPL. This Report is prepared and issued to the Subscriber without any risk, responsibility or liability on the part of MIPL or its officials.

| | | | |
|--|--|--|--|
| | | | |
|--|--|--|--|

Reconciliation of the equity shares outstanding at the beginning and at the end of the year.

| Particulars | 31.03.2017 | |
|---------------------------------------------------------|------------------|------------------|
| | No of Shares | (INR In Million) |
| At the beginning of the period | 229264000 | 229.264 |
| Issued during the year under employee stock option plan | 375864 | 0.375 |
| Outstanding at the end of the period | 229639864 | 229.639 |

Terms/ rights attached to equity shares

The Group has only one class of equity shares having a par value of INR 1 per share. Each holder of equity shares is entitled to one vote per share. The Group declares and pays dividends in Indian rupees. The dividend proposed by the Board of Directors is subject to the approval of shareholders in the ensuing Annual General Meeting. In the event of liquidation of the Group, the holders of equity shares will be entitled to receive remaining assets of the Group, after distribution of all preferential amounts. However, no such preferential amounts exist currently. The distribution will be in proportion to the number of equity shares held by the shareholders.

Aggregate number of shares issued for consideration other than cash during the period of five years immediately preceding the reporting date

97719120 Equity shares allotted as fully paid up pursuant to scheme of amalgamation for consideration other than cash during the year ended March 31,2014.

Details of shareholders holding more than 5% equity shares in the group

| Particulars | 31.03.2017 | |
|-----------------------------------|-----------------------|-----------------------------------|
| | Number of Shares Held | % holding in that class of shares |
| Vivekshil Dealers Private Limited | 23736757 | 9.23% |
| Kailash Chandra Agarwal | 13298356 | 5.17% |

FINANCIAL DATA
[all figures are in INR Million]

ABRIDGED BALANCE SHEET (STANDALONE)

| SOURCES OF FUNDS | 31.03.2018 | 31.03.2017 | 31.03.2016 |
|-----------------------------------------------|-------------------|-------------------|-------------------|
| I. EQUITY AND LIABILITIES | | | |
| (1) Shareholders' Funds | | | |
| (a) Share Capital | 257.229 | 257.183 | 256.808 |
| (b) Reserves & Surplus | 7227.130 | 6787.693 | 6297.747 |
| (c) Money received against share warrants | 0.000 | 0.000 | 0.000 |
| (2) Share Application money pending allotment | 0.669 | 0.000 | 0.000 |
| Total Shareholders' Funds (1) + (2) | 7485.028 | 7044.876 | 6554.555 |
| (3) Non-Current Liabilities | | | |
| (a) long-term borrowings | 162.643 | 10.503 | 12.586 |
| (b) Deferred tax liabilities (Net) | 0.000 | 0.000 | 0.000 |
| (c) Other long term liabilities | 58.485 | 68.296 | 37.042 |
| (d) long-term provisions | 145.436 | 124.986 | 147.949 |
| (e) Government Grants | 20.233 | 0.000 | 0.000 |
| (f) Net employee defined benefits liabilities | 10.096 | 0.000 | 0.000 |
| Total Non-current Liabilities (3) | 396.893 | 203.785 | 197.577 |
| (4) Current Liabilities | | | |
| (a) Short term borrowings | 2214.191 | 2188.612 | 2149.730 |
| (b) Trade payables | 2496.989 | 942.112 | 1104.586 |
| (c) Other current liabilities | 494.209 | 404.754 | 547.167 |
| (d) Short-term provisions | 103.746 | 31.247 | 36.987 |
| (e) Government Grants | 3.469 | 0.000 | 0.000 |
| (f) Net employee defined benefits liabilities | 22.860 | 0.000 | 0.000 |
| Total Current Liabilities (4) | 5335.464 | 3566.725 | 3838.470 |
| TOTAL | 13217.385 | 10815.386 | 10590.602 |
| II. ASSETS | | | |
| (1) Non-current assets | | | |
| (a) Fixed Assets | | | |
| (i) Tangible assets | 1654.611 | 1619.636 | 1374.454 |
| (ii) Intangible Assets | 12.287 | 15.691 | 8.770 |

DISCLAIMER : This Report is **PRIVATE & CONFIDENTIAL** and it is prepared at the request of and for its use by the Subscriber only. The Subscriber shall use the contents of the Report merely as an aid to its business. Mira Inform Private Limited ("MIPL") has collated information/data in the Report, which have not been verified unless otherwise specifically mentioned in the Report. The Subscriber shall independently verify the accuracy and correctness of the information/data before in any way acting upon the same. MIPL shall not be liable for any harm, injury, loss or damage caused to the Subscriber due to default by the Subscriber's debtors/beneficiaries in fulfilling their obligations of any nature whatsoever. This Report or any of its portion shall not be used as a documentary evidence or otherwise before any investigative agencies or forum of law. This Report is confidential and proprietary to MIPL. The Subscriber and/or any other person(s) may not reproduce, publish or disclose any of the contents of the Report to others without the express authorization of MIPL. This Report is prepared and issued to the Subscriber without any risk, responsibility or liability on the part of MIPL or its officials.

GENUS POWER INFRASTRUCTURES LIMITED - 518894

PAGE NO. : 16

| | | | |
|------------------------------------------|------------------|------------------|------------------|
| (iii) Capital work-in-progress | 18.948 | 0.014 | 21.025 |
| (iv) Intangible assets under development | 0.000 | 0.000 | 0.000 |
| (b) Non-current Investments | 509.565 | 447.318 | 411.400 |
| (c) Deferred tax assets (net) | 367.195 | 459.256 | 484.195 |
| (d) Long-term Loan and Advances | 539.378 | 534.234 | 536.055 |
| (e) Other Non-current assets | 305.140 | 402.445 | 547.618 |
| Total Non-Current Assets | 3407.124 | 3478.594 | 3383.517 |
| (2) Current assets | | | |
| (a) Current investments | 1846.087 | 1944.981 | 1017.137 |
| (b) Inventories | 1956.396 | 1160.439 | 1175.721 |
| (c) Trade receivables | 5083.469 | 3304.572 | 4146.303 |
| (d) Cash and cash equivalents | 376.875 | 567.870 | 619.171 |
| (e) Short-term loans and advances | 60.141 | 56.965 | 59.563 |
| (f) Other current assets | 487.293 | 301.965 | 189.190 |
| Total Current Assets | 9810.261 | 7336.792 | 7207.085 |
| TOTAL | 13217.385 | 10815.386 | 10590.602 |

PROFIT & LOSS ACCOUNT (STANDALONE)

| | PARTICULARS | 31.03.2018 | 31.03.2017 | 31.03.2016 |
|--|-------------------------------------------------------------------------------|-------------------|-------------------|-------------------|
| | SALES | | | |
| | Income | 8350.512 | 6423.742 | 8576.539 |
| | Other Income | 219.872 | 240.041 | 174.945 |
| | TOTAL | 8570.384 | 6663.783 | 8751.484 |
| | Less EXPENSES | | | |
| | Cost of Materials Consumed | 5896.782 | 3975.174 | 5483.05 |
| | Changes in inventories of finished goods, work-in-progress and Stock-in-Trade | (147.171) | 113.043 | 157.204 |
| | Employees benefits expense | 857.658 | 657.039 | 659.586 |
| | Exceptional items | 0.000 | 0.000 | (23.586) |
| | Other expenses | 813.111 | 812.617 | 1041.116 |
| | TOTAL | 7420.380 | 5557.873 | 7317.370 |
| | PROFIT/ (LOSS) BEFORE INTEREST, TAX, DEPRECIATION AND AMORTISATION | 1150.004 | 1105.910 | 1434.114 |
| | Less FINANCIAL EXPENSES | 227.660 | 248.721 | 288.751 |
| | PROFIT / (LOSS) BEFORE TAX, DEPRECIATION AND AMORTISATION | 922.344 | 857.189 | 1145.363 |

DISCLAIMER : This Report is **PRIVATE & CONFIDENTIAL** and it is prepared at the request of and for its use by the Subscriber only. The Subscriber shall use the contents of the Report merely as an aid to its business. Mira Inform Private Limited ("MIPL") has collated information/data in the Report, which have not been verified unless otherwise specifically mentioned in the Report. The Subscriber shall independently verify the accuracy and correctness of the information/data before in any way acting upon the same. MIPL shall not be liable for any harm, injury, loss or damage caused to the Subscriber due to default by the Subscriber's debtors/beneficiaries in fulfilling their obligations of any nature whatsoever. This Report or any of its portion shall not be used as a documentary evidence or otherwise before any investigative agencies or forum of law. This Report is confidential and proprietary to MIPL. The Subscriber and/or any other person(s) may not reproduce, publish or disclose any of the contents of the Report to others without the express authorization of MIPL. This Report is prepared and issued to the Subscriber without any risk, responsibility or liability on the part of MIPL or its officials.

GENUS POWER INFRASTRUCTURES LIMITED - 518894

PAGE NO. : 17

| | | | | |
|-----------|-----------------------------------|---------|---------|----------|
| Less/ Add | DEPRECIATION/ AMORTISATION | 171.414 | 153.456 | 139.91 |
| | PROFIT/ (LOSS) BEFORE TAX | 750.930 | 703.733 | 1005.453 |
| Less | TAX | 235.482 | 124.623 | 204.623 |
| | PROFIT/ (LOSS) AFTER TAX | 515.448 | 579.110 | 800.830 |
| | EARNINGS IN FOREIGN CURRENCY | | | |
| | F.O.B. Value of Exports | NA | 102.906 | 68.361 |
| | TOTAL EARNINGS | NA | 102.906 | 68.361 |
| | IMPORTS | | | |
| | Raw Materials | NA | 0.000 | 2857.472 |
| | Components and Stores parts | NA | 0.000 | 80.334 |
| | TOTAL IMPORTS | NA | 0.000 | 2937.806 |
| | Earnings / (Loss) Per Share (INR) | 2.00 | 2.25 | 3.12 |

CURRENT MATURITIES OF LONG TERM DEBT DETAILS

| Particulars | 31.03.2018 | 31.03.2017 | 31.03.2016 |
|---------------------------------------|------------|------------|------------|
| Current Maturities of Long term debt | 6.817 | 165.038 | 103.161 |
| Cash generated from operations | 1673.072 | 1118.136 | 16.331 |
| Net cash flow from operating activity | 1501.710 | 883.312 | (128.486) |

KEY RATIOS

EFFICIENCY RATIOS

| PARTICULARS | 31.03.2018 | 31.03.2017 | 31.03.2016 |
|-------------------------------------------------------------------|------------|------------|------------|
| Average Collection Days (Sundry Debtors / Income * 365 Days) | 222.20 | 187.77 | 176.46 |
| Account Receivables Turnover (Income / Sundry Debtors) | 1.64 | 1.94 | 2.07 |
| Average Payment Days (Sundry Creditors / Purchases * 365 Days) | 154.56 | 86.50 | 73.53 |

DISCLAIMER : This Report is **PRIVATE & CONFIDENTIAL** and it is prepared at the request of and for its use by the Subscriber only. The Subscriber shall use the contents of the Report merely as an aid to its business. Mira Inform Private Limited ("MIPL") has collated information/data in the Report, which have not been verified unless otherwise specifically mentioned in the Report. The Subscriber shall independently verify the accuracy and correctness of the information/data before in any way acting upon the same. MIPL shall not be liable for any harm, injury, loss or damage caused to the Subscriber due to default by the Subscriber's debtors/beneficiaries in fulfilling their obligations of any nature whatsoever. This Report or any of its portion shall not be used as a documentary evidence or otherwise before any investigative agencies or forum of law. This Report is confidential and proprietary to MIPL. The Subscriber and/or any other person(s) may not reproduce, publish or disclose any of the contents of the Report to others without the express authorization of MIPL. This Report is prepared and issued to the Subscriber without any risk, responsibility or liability on the part of MIPL or its officials.

GENUS POWER INFRASTRUCTURES LIMITED - 518894

PAGE NO. : 18

| | | | |
|---------------------------------------------------------|------|------|------|
| Inventory Turnover (Operating Income / Inventories) | 0.59 | 0.95 | 1.22 |
| Asset Turnover (Operating Income / Net Fixed Assets) | 0.68 | 0.68 | 1.02 |

LEVERAGE RATIOS

| PARTICULARS | 31.03.2018 | 31.03.2017 | 31.03.2016 |
|----------------------------------------------------------------------|------------|------------|------------|
| Debt Ratio ((Borrowing + Current Liabilities) / Total Assets) | 0.42 | 0.33 | 0.36 |
| Debt Equity Ratio (Total Liability / Networth) | 0.32 | 0.31 | 0.33 |
| Current Liabilities to Networth (Current Liabilities / Net Worth) | 0.71 | 0.51 | 0.59 |
| Fixed Assets to Networth (Net Fixed Assets / Networth) | 0.23 | 0.23 | 0.21 |
| Interest Coverage Ratio (PBIT / Financial Charges) | 5.05 | 4.45 | 4.97 |

PROFITABILITY RATIOS

| PARTICULARS | | 31.03.2018 | 31.03.2017 | 31.03.2016 |
|--------------------------------------------------------|---|------------|------------|------------|
| Net Profit Margin ((PAT / Sales) * 100) | % | 6.17 | 9.02 | 9.34 |
| Return on Total Assets ((PAT / Total Assets) * 100) | % | 3.90 | 5.35 | 7.56 |
| Return on Investment (ROI) ((PAT / Networth) * 100) | % | 6.89 | 8.22 | 12.22 |

SOLVENCY RATIOS

| PARTICULARS | 31.03.2018 | 31.03.2017 | 31.03.2016 |
|---------------------------------------------------------|------------|------------|------------|
| Current Ratio (Current Assets / Current Liabilities) | 1.84 | 2.06 | 1.88 |

DISCLAIMER : This Report is **PRIVATE & CONFIDENTIAL** and it is prepared at the request of and for its use by the Subscriber only. The Subscriber shall use the contents of the Report merely as an aid to its business. Mira Inform Private Limited ("MIPL") has collated information/data in the Report, which have not been verified unless otherwise specifically mentioned in the Report. The Subscriber shall independently verify the accuracy and correctness of the information/data before in any way acting upon the same. MIPL shall not be liable for any harm, injury, loss or damage caused to the Subscriber due to default by the Subscriber's debtors/beneficiaries in fulfilling their obligations of any nature whatsoever. This Report or any of its portion shall not be used as a documentary evidence or otherwise before any investigative agencies or forum of law. This Report is confidential and proprietary to MIPL. The Subscriber and/or any other person(s) may not reproduce, publish or disclose any of the contents of the Report to others without the express authorization of MIPL. This Report is prepared and issued to the Subscriber without any risk, responsibility or liability on the part of MIPL or its officials.

GENUS POWER INFRASTRUCTURES LIMITED - 518894

PAGE NO. : 19

| | | | |
|-------------------------------------------------------------------------------|------|------|------|
| Quick Ratio (Current Assets – Inventories) / Current Liabilities) | 1.47 | 1.73 | 1.57 |
| G-Score Ratio Financial (Networth / Total Assets) | 0.57 | 0.65 | 0.62 |
| G-Score Ratio Debt (Debts / Equity Capital) | 9.24 | 8.55 | 8.42 |
| G-Score Ratio Liquidity (Total Current Assets / Total Current Liabilities) | 1.84 | 2.06 | 1.88 |

Total Liability = Short-term Debt + Long-term Debt + Current Maturities of Long-term debts

STOCK PRICES

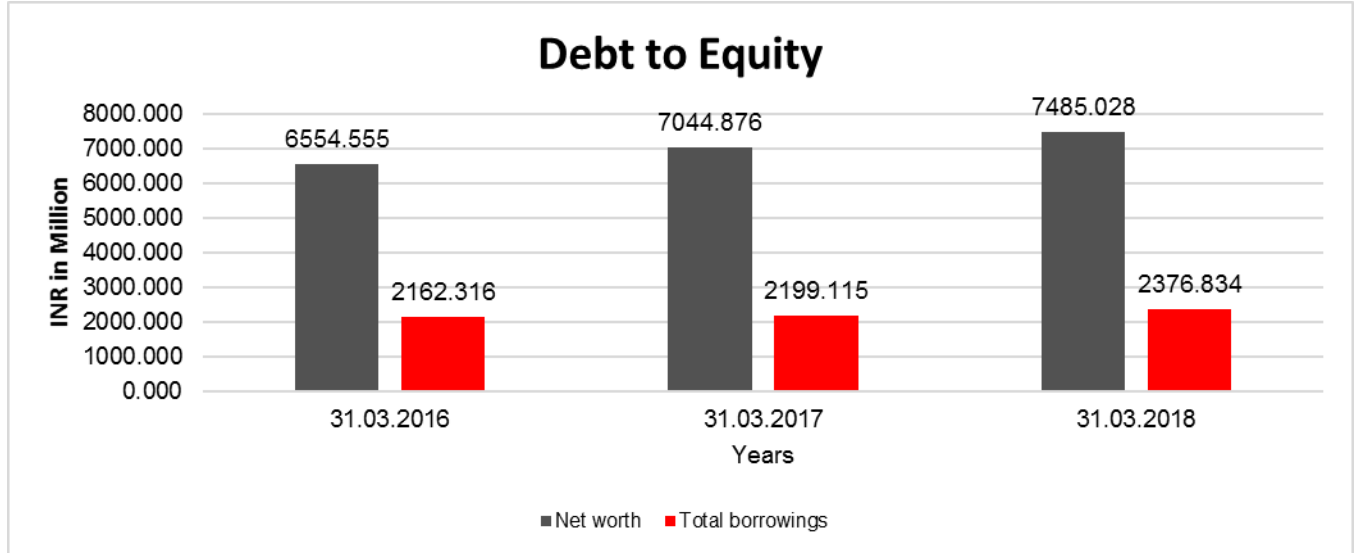
| | |
|--------------|------------------|
| Face Value | INR 1.00/- each |
| Market Value | INR 41.00/- each |

FINANCIAL ANALYSIS
[all figures are INR Million]

DEBT EQUITY RATIO

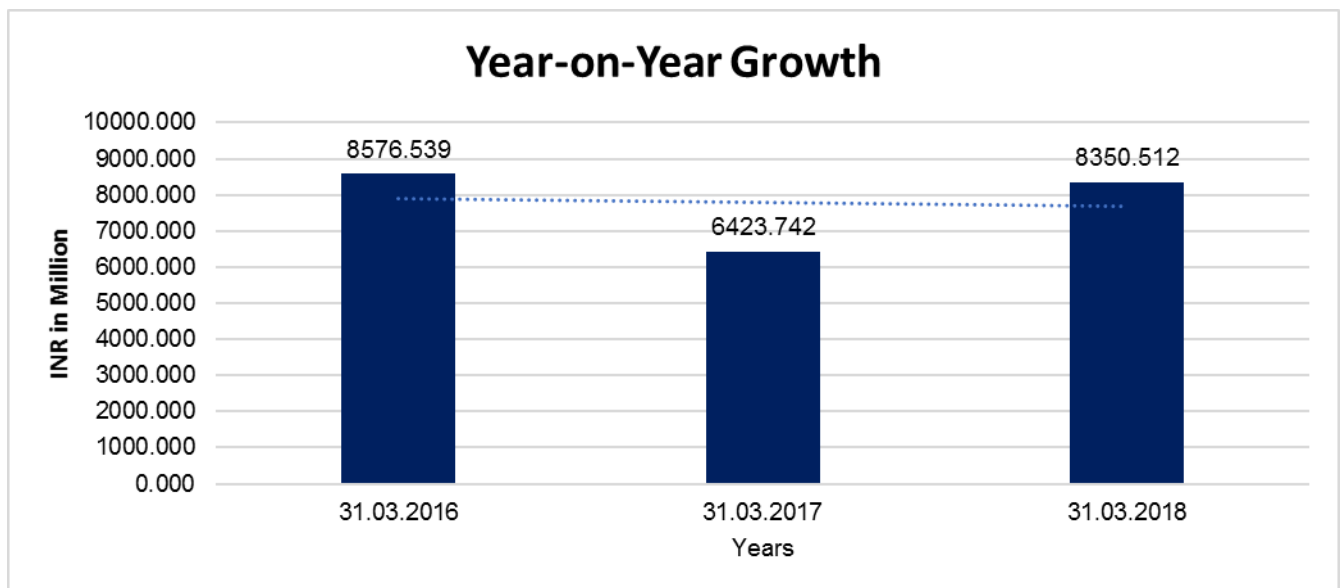
| Particular | 31.03.2016 | 31.03.2017 | 31.03.2018 |
|-------------------------------------------|-----------------|-----------------|-----------------|
| | INR In Million | INR In Million | INR In Million |
| Share Capital | 256.808 | 257.183 | 257.229 |
| Reserves & Surplus | 6297.747 | 6787.693 | 7227.130 |
| Share Application money pending allotment | 0.000 | 0.000 | 0.669 |
| Net worth | 6554.555 | 7044.876 | 7485.028 |
| Long Term borrowings | 12.586 | 10.503 | 162.643 |
| Short Term borrowings | 2149.730 | 2188.612 | 2214.191 |
| Total borrowings | 2162.316 | 2199.115 | 2376.834 |
| Debt/Equity ratio | 0.330 | 0.312 | 0.318 |

DISCLAIMER : This Report is **PRIVATE & CONFIDENTIAL** and it is prepared at the request of and for its use by the Subscriber only. The Subscriber shall use the contents of the Report merely as an aid to its business. Mira Inform Private Limited ("MIPL") has collated information/data in the Report, which have not been verified unless otherwise specifically mentioned in the Report. The Subscriber shall independently verify the accuracy and correctness of the information/data before in any way acting upon the same. MIPL shall not be liable for any harm, injury, loss or damage caused to the Subscriber due to default by the Subscriber's debtors/beneficiaries in fulfilling their obligations of any nature whatsoever. This Report or any of its portion shall not be used as a documentary evidence or otherwise before any investigative agencies or forum of law. This Report is confidential and proprietary to MIPL. The Subscriber and/or any other person(s) may not reproduce, publish or disclose any of the contents of the Report to others without the express authorization of MIPL. This Report is prepared and issued to the Subscriber without any risk, responsibility or liability on the part of MIPL or its officials.



YEAR-ON-YEAR GROWTH

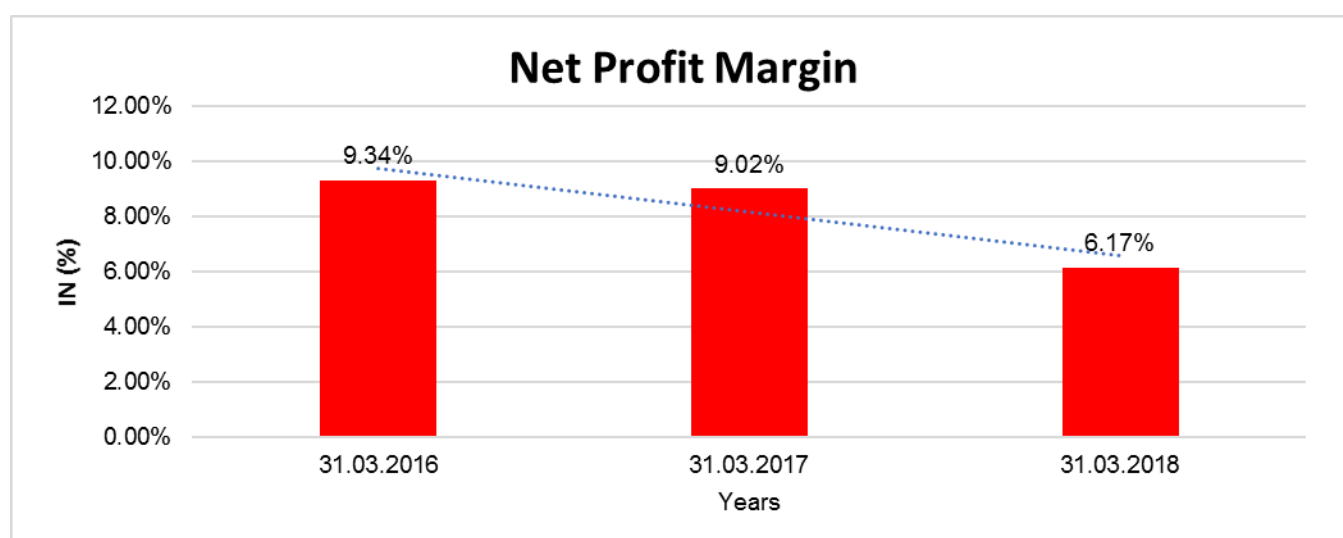
| Year on Year Growth | 31.03.2016 | 31.03.2017 | 31.03.2018 |
|---------------------|----------------|-----------------|----------------|
| | INR In Million | INR In Million | INR In Million |
| Sales | 8576.539 | 6423.742 | 8350.512 |
| | | (25.101) | 29.995 |



DISCLAIMER : This Report is **PRIVATE & CONFIDENTIAL** and it is prepared at the request of and for its use by the Subscriber only. The Subscriber shall use the contents of the Report merely as an aid to its business. Mira Inform Private Limited ("MIPL") has collated information/data in the Report, which have not been verified unless otherwise specifically mentioned in the Report. The Subscriber shall independently verify the accuracy and correctness of the information/data before in any way acting upon the same. MIPL shall not be liable for any harm, injury, loss or damage caused to the Subscriber due to default by the Subscriber's debtors/beneficiaries in fulfilling their obligations of any nature whatsoever. This Report or any of its portion shall not be used as a documentary evidence or otherwise before any investigative agencies or forum of law. This Report is confidential and proprietary to MIPL. The Subscriber and/or any other person(s) may not reproduce, publish or disclose any of the contents of the Report to others without the express authorization of MIPL. This Report is prepared and issued to the Subscriber without any risk, responsibility or liability on the part of MIPL or its officials.

NET PROFIT MARGIN

| Net Profit Margin | 31.03.2016 | 31.03.2017 | 31.03.2018 |
|-------------------|----------------|----------------|----------------|
| | INR In Million | INR In Million | INR In Million |
| Sales | 8576.539 | 6423.742 | 8350.512 |
| Profit | 800.830 | 579.110 | 515.448 |
| | 9.34% | 9.02% | 6.17% |



DISCLAIMER : This Report is **PRIVATE & CONFIDENTIAL** and it is prepared at the request of and for its use by the Subscriber only. The Subscriber shall use the contents of the Report merely as an aid to its business. Mira Inform Private Limited ("MIPL") has collated information/data in the Report, which have not been verified unless otherwise specifically mentioned in the Report. The Subscriber shall independently verify the accuracy and correctness of the information/data before in any way acting upon the same. MIPL shall not be liable for any harm, injury, loss or damage caused to the Subscriber due to default by the Subscriber's debtors/beneficiaries in fulfilling their obligations of any nature whatsoever. This Report or any of its portion shall not be used as a documentary evidence or otherwise before any investigative agencies or forum of law. This Report is confidential and proprietary to MIPL. The Subscriber and/or any other person(s) may not reproduce, publish or disclose any of the contents of the Report to others without the express authorization of MIPL. This Report is prepared and issued to the Subscriber without any risk, responsibility or liability on the part of MIPL or its officials.

ABRIDGED BALANCE SHEET (CONSOLIDATE)

| SOURCES OF FUNDS | | 31.03.2018 | 31.03.2017 |
|-----------------------------------------------|--|------------------|------------------|
| I. EQUITY AND LIABILITIES | | | |
| (1) Shareholders' Funds | | | |
| (a) Share Capital | | 229.685 | 229.639 |
| (b) Reserves & Surplus | | 7234.908 | 6465.722 |
| (c) Money received against share warrants | | | 0.000 |
| (2) Share Application money pending allotment | | 0.669 | 0.000 |
| Total Shareholders' Funds (1) + (2) | | 7465.262 | 6695.361 |
| (3) Non-Current Liabilities | | | |
| (a) long-term borrowings | | 162.643 | 10.503 |
| (b) Deferred tax liabilities (Net) | | 0.000 | 0.000 |
| (c) Other long term liabilities | | 58.485 | 68.296 |
| (d) long-term provisions | | 145.436 | 124.986 |
| (e) Government Grants | | 20.233 | 0.000 |
| (f) Net employee defined benefits liabilities | | 10.096 | 0.000 |
| Total Non-current Liabilities (3) | | 396.893 | 203.785 |
| (4) Current Liabilities | | | |
| (a) Short term borrowings | | 2214.191 | 2188.612 |
| (b) Trade payables | | 2497.004 | 942.112 |
| (c) Other current liabilities | | 494.209 | 404.754 |
| (d) Short-term provisions | | 103.746 | 31.247 |
| (e) Government Grants | | 3.469 | 0.000 |
| (f) Net employee defined benefits liabilities | | 22.860 | 0.000 |
| Total Current Liabilities (4) | | 5335.479 | 3566.725 |
| TOTAL | | 13197.634 | 10465.871 |
| II. ASSETS | | | |
| (1) Non-current assets | | | |
| (a) Fixed Assets | | | |
| (i) Tangible assets | | 1654.611 | 1619.636 |
| (ii) Intangible Assets | | 12.287 | 15.691 |
| (iii) Capital work-in-progress | | 18.948 | 0.014 |
| (iv) Intangible assets under development | | 0.000 | 0.000 |
| (b) Non-current Investments | | 511.608 | 450.029 |
| (c) Deferred tax assets (net) | | 0.000 | 459.256 |

DISCLAIMER : This Report is **PRIVATE & CONFIDENTIAL** and it is prepared at the request of and for its use by the Subscriber only. The Subscriber shall use the contents of the Report merely as an aid to its business. Mira Inform Private Limited ("MIPL") has collated information/data in the Report, which have not been verified unless otherwise specifically mentioned in the Report. The Subscriber shall independently verify the accuracy and correctness of the information/data before in any way acting upon the same. MIPL shall not be liable for any harm, injury, loss or damage caused to the Subscriber due to default by the Subscriber's debtors/beneficiaries in fulfilling their obligations of any nature whatsoever. This Report or any of its portion shall not be used as a documentary evidence or otherwise before any investigative agencies or forum of law. This Report is confidential and proprietary to MIPL. The Subscriber and/or any other person(s) may not reproduce, publish or disclose any of the contents of the Report to others without the express authorization of MIPL. This Report is prepared and issued to the Subscriber without any risk, responsibility or liability on the part of MIPL or its officials.

GENUS POWER INFRASTRUCTURES LIMITED - 518894

PAGE NO. : 23

| | | | |
|-----------------------------------|--|------------------|------------------|
| (d) Long-term Loan and Advances | | 539.378 | 534.234 |
| (e) Other Non-current assets | | 672.335 | 402.445 |
| Total Non-Current Assets | | 3409.167 | 3481.305 |
| | | | |
| (2) Current assets | | | |
| (a) Current investments | | 1824.252 | 1592.716 |
| (b) Inventories | | 1956.396 | 1160.439 |
| (c) Trade receivables | | 5083.469 | 3304.572 |
| (d) Cash and cash equivalents | | 376.911 | 567.909 |
| (e) Short-term loans and advances | | 60.141 | 56.965 |
| (f) Other current assets | | 487.298 | 301.965 |
| Total Current Assets | | 9788.467 | 6984.566 |
| | | | |
| TOTAL | | 13197.634 | 10465.871 |

PROFIT & LOSS ACCOUNT (CONSOLIDATE)

| | PARTICULARS | 31.03.2018 | 31.03.2017 |
|------------------|-------------------------------------------------------------------------------|-----------------|-----------------|
| | SALES | | |
| | Income | 8350.512 | 6423.742 |
| | Other Income | 550.302 | 303.274 |
| | TOTAL | 8900.814 | 6727.016 |
| | | | |
| Less | EXPENSES | | |
| | Cost of Materials Consumed | 5896.782 | 3975.174 |
| | Changes in inventories of finished goods, work-in-progress and Stock-in-Trade | (147.171) | 113.043 |
| | Employees benefits expense | 857.658 | 657.039 |
| | Other expenses | 813.111 | 812.617 |
| | TOTAL | 7420.380 | 5557.873 |
| | | | |
| | PROFIT/ (LOSS) BEFORE INTEREST, TAX, DEPRECIATION AND AMORTISATION | 1480.434 | 1169.143 |
| | | | |
| Less | FINANCIAL EXPENSES | 227.662 | 248.721 |
| | | | |
| | PROFIT / (LOSS) BEFORE TAX, DEPRECIATION AND AMORTISATION | 1252.772 | 920.422 |
| | | | |
| Less/ Add | DEPRECIATION/ AMORTISATION | 171.414 | 153.456 |
| | | | |
| | PROFIT/ (LOSS) BEFORE TAX | 1081.358 | 766.966 |

DISCLAIMER : This Report is **PRIVATE & CONFIDENTIAL** and it is prepared at the request of and for its use by the Subscriber only. The Subscriber shall use the contents of the Report merely as an aid to its business. Mira Inform Private Limited ("MIPL") has collated information/data in the Report, which have not been verified unless otherwise specifically mentioned in the Report. The Subscriber shall independently verify the accuracy and correctness of the information/data before in any way acting upon the same. MIPL shall not be liable for any harm, injury, loss or damage caused to the Subscriber due to default by the Subscriber's debtors/beneficiaries in fulfilling their obligations of any nature whatsoever. This Report or any of its portion shall not be used as a documentary evidence or otherwise before any investigative agencies or forum of law. This Report is confidential and proprietary to MIPL. The Subscriber and/or any other person(s) may not reproduce, publish or disclose any of the contents of the Report to others without the express authorization of MIPL. This Report is prepared and issued to the Subscriber without any risk, responsibility or liability on the part of MIPL or its officials.

GENUS POWER INFRASTRUCTURES LIMITED - 518894

PAGE NO. : 24

| | | | | |
|-------------|------------------------------------------|--|----------------|----------------|
| | | | | |
| Less | TAX | | 235.482 | 127.377 |
| | | | | |
| | PROFIT/ (LOSS) AFTER TAX | | 845.876 | 639.589 |
| | | | | |
| | Earnings / (Loss) Per Share (INR) | | 3.68 | 2.81 |

DISCLAIMER : This Report is **PRIVATE & CONFIDENTIAL** and it is prepared at the request of and for its use by the Subscriber only. The Subscriber shall use the contents of the Report merely as an aid to its business. Mira Inform Private Limited ("MIPL") has collated information/data in the Report, which have not been verified unless otherwise specifically mentioned in the Report. The Subscriber shall independently verify the accuracy and correctness of the information/data before in any way acting upon the same. MIPL shall not be liable for any harm, injury, loss or damage caused to the Subscriber due to default by the Subscriber's debtors/beneficiaries in fulfilling their obligations of any nature whatsoever. This Report or any of its portion shall not be used as a documentary evidence or otherwise before any investigative agencies or forum of law. This Report is confidential and proprietary to MIPL. The Subscriber and/or any other person(s) may not reproduce, publish or disclose any of the contents of the Report to others without the express authorization of MIPL. This Report is prepared and issued to the Subscriber without any risk, responsibility or liability on the part of MIPL or its officials.

LOCAL AGENCY FURTHER INFORMATION

| Sr. No. | Check list by info agents | Available in Report (Yes/No) |
|---------|---------------------------------------------------------|------------------------------|
| 1 | Year of establishment | Yes |
| 2 | Constitution of the entity -Incorporation details | Yes |
| 3 | Locality of the entity | Yes |
| 4 | Premises details | Yes |
| 5 | Buyer visit details | -- |
| 6 | Contact numbers | Yes |
| 7 | Name of the person contacted | No |
| 8 | Designation of contact person | No |
| 9 | Promoter's background | Yes |
| 10 | Date of Birth/ Age of Proprietor / Partners / Directors | Yes |
| 11 | Pan Card No. of Proprietor / Partners | No |
| 12 | Voter Id Card No. of Proprietor / Partners | No |
| 13 | Type of business | Yes |
| 14 | Line of Business | Yes |
| 15 | Export/import details (if applicable) | No |
| 16 | No. of employees | Yes |
| 17 | Details of sister concerns | Yes |
| 18 | Major suppliers | No |
| 19 | Major customers | No |
| 20 | Banking Details | Yes |
| 21 | Banking facility details | Yes |
| 22 | Conduct of the banking account | -- |
| 23 | Financials, if provided | Yes |
| 24 | Capital in the business | Yes |
| 25 | Last accounts filed at ROC, if applicable | Yes |
| 26 | Turnover of firm for last three years | Yes |
| 27 | Reasons for variation <> 20% | -- |
| 28 | Estimation for coming financial year | No |
| 29 | Profitability for last three years | Yes |
| 30 | Major shareholders, if available | Yes |
| 31 | External Agency Rating, if available | Yes |
| 32 | Litigations that the firm/promoter involved in | -- |
| 33 | Market information | -- |
| 34 | Payments terms | No |
| 35 | Negative Reporting by Auditors in the Annual Report | No |

CORPORATE INFORMATION (As on 31.03.2017)

The Company is a public company domiciled in India. The Company is primarily engaged in the business of manufacturing / providing' Metering and Metering solutions and undertaking 'Engineering, Construction and Contracts' on turnkey basis. The equity shares of the Company are Listed on National Stock Exchange of India Limited and BSE Limited. The registered office of the Company is Located at G-14, Sector-63, Noida, Uttar Pradesh - 201307 and corporate office at SPL-3, RIICD Industrial Area, Sitapura, Tonk Road, Jaipur, Rajasthan - 302022.

The Standalone financial statement were authorized for issue in accordance with are solution of the directors on May 23, 2017.

UNSECURED LOAN

| Unsecured Loan | 31.03.2018 (INR in Million) | 31.03.2017 (INR in Million) |
|---------------------------------------------------------------|--------------------------------|--------------------------------|
| Short-term borrowings | | |
| Other short term borrowings | | |
| Bills discounting | NA | 405.360 |
| Less: Amount disclosed under other current liabilities | NA | (6.817) |
| | | |
| Total | NA | 398.543 |

CONTINGENT LIABILITIES:

| PARTICULARS | (INR in million) | |
|--------------------------------------------------------------------------------------------------------------------------------------------------------------------------------------------------------------------------------------|------------------|-----------------|
| | 31.03.2018 | 31.03.2017 |
| Bank Guarantee Issued by banks and against which margin money of INR 35.171 Million (March 31. 2016: INR 181.032 Million. April 01,2015: INR 169.936 Million) was provided in the form of fixed deposits. | NA | 734.942 |
| Corporate guarantee to banks utilized to secure the credit facilities of others (The Holding Company have given guarantee to the extent of INR 2.300 Million (March 31, 2016: INR 0.025 Million; April 01. 2015: INR 0.025 Million)* | NA | 1220.500 |
| Outstanding letter of credit issued by Banks against which margin money of INR 49.13 Million (March 31, 2016: INR 44 Million, April 01.2015: INR 13.714 Million) was provided in the form of Fixed deposits | NA | 100.431 |
| Claims arising from disputes not acknowledged as debts -Indirect taxes | NA | 283.466 |
| Claims arising from disputes not acknowledged as debts - direct taxes | NA | 7.491 |
| Claims against the Company not acknowledged as debts | NA | 19.773 |
| | | |
| Total | NA | 2366.603 |

FIXED ASSETS

- Leasehold Land

DISCLAIMER : This Report is **PRIVATE & CONFIDENTIAL** and it is prepared at the request of and for its use by the Subscriber only. The Subscriber shall use the contents of the Report merely as an aid to its business. Mira Inform Private Limited ("MIPL") has collated information/data in the Report, which have not been verified unless otherwise specifically mentioned in the Report. The Subscriber shall independently verify the accuracy and correctness of the information/data before in any way acting upon the same. MIPL shall not be liable for any harm, injury, loss or damage caused to the Subscriber due to default by the Subscriber's debtors/beneficiaries in fulfilling their obligations of any nature whatsoever. This Report or any of its portion shall not be used as a documentary evidence or otherwise before any investigative agencies or forum of law. This Report is confidential and proprietary to MIPL. The Subscriber and/or any other person(s) may not reproduce, publish or disclose any of the contents of the Report to others without the express authorization of MIPL. This Report is prepared and issued to the Subscriber without any risk, responsibility or liability on the part of MIPL or its officials.

- Buildings
- Plant and Equipment
- Furniture and Fixtures
- Vehicles
- Office Equipment
- Computers
- Windmill

CMT REPORT (Corruption, Money Laundering & Terrorism]

The Public Notice information has been collected from various sources including but not limited to: **The Courts, India Prisons Service, Interpol, etc.**

1] INFORMATION ON DESIGNATED PARTY

No records exist designating subject or any of its beneficial owners, controlling shareholders or senior officers as terrorist or terrorist organization or whom notice had been received that all financial transactions involving their assets have been blocked or convicted, found guilty or against whom a judgement or order had been entered in a proceedings for violating money-laundering, anti-corruption or bribery or international economic or anti-terrorism sanction laws or whose assets were seized, blocked, frozen or ordered forfeited for violation of money laundering or international anti-terrorism laws.

2] Court Declaration :

No records exist to suggest that subject is or was the subject of any formal or informal allegations, prosecutions or other official proceeding for making any prohibited payments or other improper payments to government officials for engaging in prohibited transactions or with designated parties.

3] Asset Declaration :

No records exist to suggest that the property or assets of the subject are derived from criminal conduct or a prohibited transaction.

4] Record on Financial Crime :

Charges or conviction registered against subject: **None**

5] Records on Violation of Anti-Corruption Laws :

Charges or investigation registered against subject: **None**

6] Records on Int'l Anti-Money Laundering Laws/Standards :

Charges or investigation registered against subject: **None**

7] Criminal Records

No available information exist that suggest that subject or any of its principals have been formally charged or convicted by a competent governmental authority for any financial crime or under any formal investigation by a competent government authority for any violation of anti-corruption laws or international anti-money laundering laws or standard.

8] Affiliation with Government :

No record exists to suggest that any director or indirect owners, controlling shareholders, director, officer or employee of the company is a government official or a family member or close business associate of a Government official.

9] Compensation Package :

Our market survey revealed that the amount of compensation sought by the subject is fair and reasonable and comparable to compensation paid to others for similar services.

10] Press Report :

No press reports / filings exists on the subject.

CORPORATE GOVERNANCE

MIRA INFORM as part of its Due Diligence do provide comments on Corporate Governance to identify management and governance. These factors often have been predictive and in some cases have created vulnerabilities to credit deterioration.

Our Governance Assessment focuses principally on the interactions between a company's management, its Board of Directors, Shareholders and other financial stakeholders.

CONTRAVENTION

Subject is not known to have contravened any existing local laws, regulations or policies that prohibit, restrict or otherwise affect the terms and conditions that could be included in the agreement with the subject.

FOREIGN EXCHANGE RATES

| Currency | Unit | INR |
|-----------|------|-----------|
| US Dollar | 1 | INR 68.69 |
| UK Pound | 1 | INR 90.35 |
| Euro | 1 | INR 80.02 |

INFORMATION DETAILS

| | |
|----------------------------------|-----|
| Information Gathered by : | SAV |
| Analysis Done by : | VIV |
| Report Prepared by : | KJL |

SCORE FACTORS

| | | |
|-----------------------------|--------|-----|
| DEMERIT POINTS | | |
| --BANK CHARGES | YES/NO | YES |
| --LITIGATION | YES/NO | NO |
| --OTHER ADVERSE INFORMATION | YES/NO | NO |
| MERIT POINTS | | |
| --SOLE DISTRIBUTORSHIP | YES/NO | NO |
| --EXPORT ACTIVITIES | YES/NO | NO |
| --AFFILIATION | YES/NO | YES |
| --LISTED | YES/NO | YES |
| --OTHER MERIT FACTORS | YES/NO | YES |

RATING EXPLANATIONS

| Credit Rating | Explanation | Rating Comments |
|---------------|------------------|----------------------------------------------------------------|
| A++ | Minimum Risk | Business dealings permissible with minimum risk of default |
| A+ | Low Risk | Business dealings permissible with low risk of default |
| A | Acceptable Risk | Business dealings permissible with moderate risk of default |
| B | Medium Risk | Business dealings permissible on a regular monitoring basis |
| C | Medium High Risk | Business dealings permissible preferably on secured basis |
| D | High Risk | Business dealing not recommended or on secured terms only |
| NB | New Business | No recommendation can be done due to business in infancy stage |
| NT | No Trace | No recommendation can be done as the business is not traceable |

NB is stated where there is insufficient information to facilitate rating. However, it is not to be considered as unfavourable.

This score serves as a reference to assess SC's credit risk and to set the amount of credit to be extended. It is calculated from a composite of weighted scores obtained from each of the major sections of this report. The assessed factors are as follows:

- Financial condition covering various ratios
- Company background and operations size
- Promoters / Management background
- Payment record
- Litigation against the subject
- Industry scenario / competitor analysis
- Supplier / Customer / Banker review (wherever available)

DISCLAIMER : This Report is **PRIVATE & CONFIDENTIAL** and it is prepared at the request of and for its use by the Subscriber only. The Subscriber shall use the contents of the Report merely as an aid to its business. Mira Inform Private Limited ("MIPL") has collated information/data in the Report, which have not been verified unless otherwise specifically mentioned in the Report. The Subscriber shall independently verify the accuracy and correctness of the information/data before in any way acting upon the same. MIPL shall not be liable for any harm, injury, loss or damage caused to the Subscriber due to default by the Subscriber's debtors/beneficiaries in fulfilling their obligations of any nature whatsoever. This Report or any of its portion shall not be used as a documentary evidence or otherwise before any investigative agencies or forum of law. This Report is confidential and proprietary to MIPL. The Subscriber and/or any other person(s) may not reproduce, publish or disclose any of the contents of the Report to others without the express authorization of MIPL. This Report is prepared and issued to the Subscriber without any risk, responsibility or liability on the part of MIPL or its officials.