

## MIRA INFORM REPORT

Report No. :	518372
Report Date :	09.07.2018

### IDENTIFICATION DETAILS

Name :	BECHTEL LIMITED
Registered Office :	11 Pilgrim Street EC4V 6RN London
Country :	United Kingdom
Financials (as on) :	31.12.2016
Date of Incorporation :	28.03.1952
Com. Reg. No.:	00506133
Legal Form :	Private limited company
Line of Business :	<ul style="list-style-type: none"> <li>Subject is engineering activities and related technical consultancy</li> <li>The provision of design, engineering, procurement, construction management and related services to a wide range of industries and customers.</li> </ul>
No. of Employees :	811 (2016)

### RATING & COMMENTS

(Mira Inform has adopted New Rating mechanism w.e.f. 23<sup>rd</sup> January 2017)

MIRA's Rating :	A
-----------------	---

Credit Rating	Explanation	Rating Comments
A	Acceptable Risk	Business dealings permissible with moderate risk of default

Status :	Satisfactory
Payment Behaviour :	No Complaints
Litigation :	Clear

### NOTES :

**DISCLAIMER** : This Report is **PRIVATE & CONFIDENTIAL** and it is prepared at the request of and for its use by the Subscriber only. The Subscriber shall use the contents of the Report merely as an aid to its business. Mira Inform Private Limited ("MIPL") has collated information/data in the Report, which have not been verified unless otherwise specifically mentioned in the Report. The Subscriber shall independently verify the accuracy and correctness of the information/data before in any way acting upon the same. MIPL shall not be liable for any harm, injury, loss or damage caused to the Subscriber due to default by the Subscriber's debtors/beneficiaries in fulfilling their obligations of any nature whatsoever. This Report or any of its portion shall not be used as a documentary evidence or otherwise before any investigative agencies or forum of law. This Report is confidential and proprietary to MIPL. The Subscriber and/or any other person(s) may not reproduce, publish or disclose any of the contents of the Report to others without the express authorization of MIPL. This Report is prepared and issued to the Subscriber without any risk, responsibility or liability on the part of MIPL or its officials.

Any query related to this report can be made on e-mail : [infodept@mirainform.com](mailto:infodept@mirainform.com) while quoting report number, name and date.

**ECGC Country Risk Classification List**

Country Name	Previous Rating (31.12.2017)	Current Rating (01.04.2018)
United Kingdom	A1	A1

Risk Category	ECGC Classification
Insignificant	A1
Low Risk	A2
Moderately Low Risk	B1
Moderate Risk	B2
Moderately High Risk	C1
High Risk	C2
Very High Risk	D

**UNITED KINGDOM - ECONOMIC OVERVIEW**

The UK, a leading trading power and financial center, is the third largest economy in Europe after Germany and France. Agriculture is intensive, highly mechanized, and efficient by European standards, producing about 60% of food needs with less than 2% of the labor force. The UK has large coal, natural gas, and oil resources, but its oil and natural gas reserves are declining; the UK has been a net importer of energy since 2005. Services, particularly banking, insurance, and business services, are key drivers of British GDP growth. Manufacturing, meanwhile, has declined in importance but still accounts for about 10% of economic output.

In 2008, the global financial crisis hit the economy particularly hard, due to the importance of its financial sector. Falling home prices, high consumer debt, and the global economic slowdown compounded the UK's economic problems, pushing the economy into recession in the latter half of 2008 and prompting the then BROWN (Labour) government to implement a number of measures to stimulate the economy and stabilize the financial markets. Facing burgeoning public deficits and debt levels, in 2010 the then CAMERON-led coalition government (between Conservatives and Liberal Democrats) initiated an austerity program, which has continued under the Conservative government. However, the deficit still remains one of the highest in the G7, standing at 3.6% of GDP as of 2017, and the UK has pledged to lower its corporation tax from 20% to 17% by 2020. The UK had a debt burden of 90.4% GDP at the end of 2017.

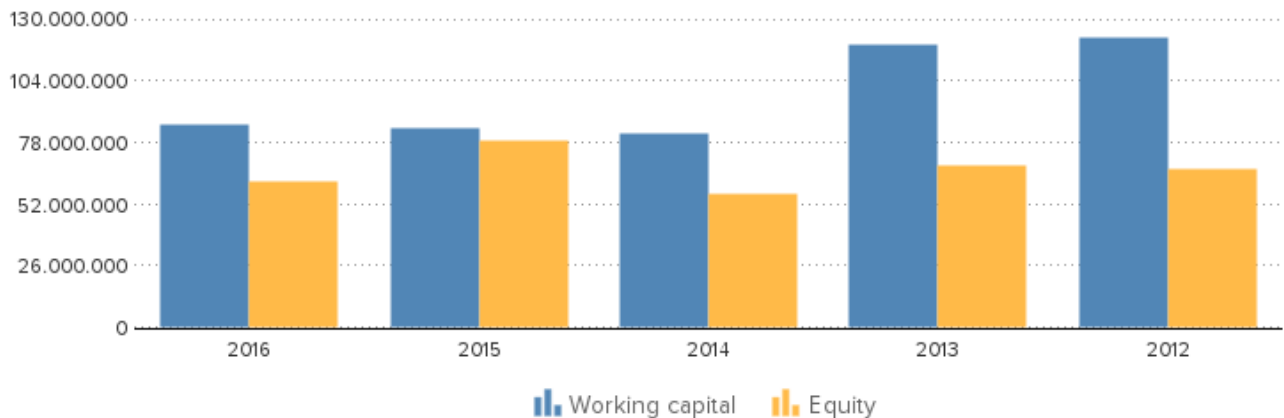
The UK's economy has begun to slow since the referendum vote to leave the EU in June 2016. A sustained depreciation of the British pound has increased consumer and producer prices, weighing on consumer spending without spurring a meaningful increase in exports. The UK has an extensive trade relationship with other EU members through its single market membership and economic observers have warned the exit will jeopardize its position as the central location for European financial services. Prime Minister MAY is seeking a new "deep and special" trade relationship with the EU following the UK's exit. However, economists doubt that the UK will be able to preserve the benefits of EU membership without the obligations.

Source : CIA

## SUMMARY

<b>Company name</b>	<b>Bechtel Limited</b>
<b>Operative address</b>	11 Pilgrim Street EC4V 6RN London United Kingdom
<b>Status</b>	Active
<b>Specification</b>	This company can meet all its obligations.
<b>Legal form</b>	Private limited company
<b>Registration number</b>	Trade register number: 00506133
<b>VAT-number</b>	GB578651395

Year	2016	Mutation	2015	Mutation	2014
Fixed assets	16.721.670	-17,07	20.164.295	3,08	19.562.379
Total receivables	54.044.324	-36,95	85.722.072	792,29	9.606.996
Total equity	61.179.744	-22,17	78.607.264	39,52	56.340.990
Short term liabilities	69.437.877	-43,48	122.858.730	53,69	79.938.745
Net result	-1.964.166	-102,73	71.894.000	340,70	16.313.767
Working capital	85.269.078	1,95	83.642.213	2,27	81.786.095
Quick ratio	2,23	32,74	1,68	-16,83	2,02



## CONTACT INFORMATION

<b>Company name</b>	Bechtel Limited
<b>Operative address</b>	11 Pilgrim Street EC4V 6RN London United Kingdom
<b>Correspondence address</b>	11 Pilgrim Street EC4V 6RN London United Kingdom

**DISCLAIMER** : This Report is **PRIVATE & CONFIDENTIAL** and it is prepared at the request of and for its use by the Subscriber only. The Subscriber shall use the contents of the Report merely as an aid to its business. Mira Inform Private Limited ("MIPL") has collated information/data in the Report, which have not been verified unless otherwise specifically mentioned in the Report. The Subscriber shall independently verify the accuracy and correctness of the information/data before in any way acting upon the same. MIPL shall not be liable for any harm, injury, loss or damage caused to the Subscriber due to default by the Subscriber's debtors/beneficiaries in fulfilling their obligations of any nature whatsoever. This Report or any of its portion shall not be used as a documentary evidence or otherwise before any investigative agencies or forum of law. This Report is confidential and proprietary to MIPL. The Subscriber and/or any other person(s) may not reproduce, publish or disclose any of the contents of the Report to others without the express authorization of MIPL. This Report is prepared and issued to the Subscriber without any risk, responsibility or liability on the part of MIPL or its officials.

Telephone number +44 20 - 7651 7777  
Email address info@bechtel.com  
Website www.bechtel.com

## **REGISTRATION**

Registration number Trade register number: 00506133  
VAT-number GB578651395  
Status Active  
Establishment date 1952-03-28  
Legal form Private limited company  
Subscribed share capital GBP 60.000

## **ACTIVITIES**

NACE 7112: Engineering activities and related technical consultancy  
Goal The provision of design, engineering, procurement, construction management and related services to a wide range of industries and customers.

## **RELATIONS**

Shareholders **ULTIMATE GLOBAL SHAREHOLDER**  
Name: BECHTEL GLOBAL INFRASTRUCTURE, INC.  
Type: Corporate  
Share direct: 0.00%  
Share total: 100.00%

**ULTIMATE DOMESTIC SHAREHOLDER**  
Name: BECHTEL HOLDINGS LIMITED  
National id number: 02613489  
Address: 11 Pilgrim Street  
City: LONDON  
Country: GB  
Phone: +44 20 - 7651 7777  
Website: www.bechtel.com  
Type: Corporate  
Share direct: 100.00%  
Share total: 100.00%  
Turnover: 774.25324053 mil. GBP  
Total assets: 642.96583156 mil. GBP  
Profit loss before tax: -54.79700022 mil. GBP

Profit loss after tax net income: -62.84699984 mil. GBP  
Shareholders funds: -55.1210004 mil. GBP

**SHAREHOLDERS**

Name: BECHTEL HOLDINGS LIMITED  
National id number: 02613489  
Address: 11 Pilgrim Street  
City: LONDON  
Country: GB  
Phone: +44 20 - 7651 7777  
Website: [www.bechtel.com](http://www.bechtel.com)  
Type: Corporate  
Share direct: 100.00%  
Turnover: 774.25324053 mil. GBP  
Total assets: 642.96583156 mil. GBP  
Profit loss before tax: -54.79700022 mil. GBP  
Profit loss after tax net income: -62.84699984 mil. GBP  
Shareholders funds: -55.1210004 mil. GBP  
Number of employees: 1355

**Structure**

**SUBSIDIARIES**

Name: EMPLOYMENT CONDITIONS ABROAD LIMITED  
National id number: 01030127  
Address: 16 Great Queen Street  
City: LONDON  
Country: GB  
Type: Corporate  
Phone: +44 20 - 7351 5000  
Website: [www.eca-international.com](http://www.eca-international.com)  
Share direct: 2.77%  
Turnover: 15.82746306 mil. GBP  
Total assets: 21.70929054 mil. GBP  
Profit loss before tax: 2.84000009 mil. GBP  
Profit loss after tax net income: 2.32999982 mil. GBP  
Shareholders funds: 8.77900008 mil. GBP  
Number of employees: 98

**BANK DETAILS**

**Accounts**

BARCLAYS BANK PLC

**MANAGEMENT**

**Management**

Fullname: Mr Mark Ashwin

**DISCLAIMER** : This Report is **PRIVATE & CONFIDENTIAL** and it is prepared at the request of and for its use by the Subscriber only. The Subscriber shall use the contents of the Report merely as an aid to its business. Mira Inform Private Limited ("MIPL") has collated information/data in the Report, which have not been verified unless otherwise specifically mentioned in the Report. The Subscriber shall independently verify the accuracy and correctness of the information/data before in any way acting upon the same. MIPL shall not be liable for any harm, injury, loss or damage caused to the Subscriber due to default by the Subscriber's debtors/beneficiaries in fulfilling their obligations of any nature whatsoever. This Report or any of its portion shall not be used as a documentary evidence or otherwise before any investigative agencies or forum of law. This Report is confidential and proprietary to MIPL. The Subscriber and/or any other person(s) may not reproduce, publish or disclose any of the contents of the Report to others without the express authorization of MIPL. This Report is prepared and issued to the Subscriber without any risk, responsibility or liability on the part of MIPL or its officials.

Type: Individual  
Gender: Male  
date of birth: 1965/03  
Age: 53  
Address: 11 Pilgrim Street, EC4V 6RN, London, London, United Kingdom  
Number of involvements: 2  
Function: Director (Occupation: Manager)  
Level of responsibility: Member; Unspecified executive  
Appointment date: 2015/08/01

Fullname: Mr Mark Ashwin  
Type: Individual  
Gender: Male  
date of birth: 1965/03  
Age: 53  
Address: 11 Pilgrim Street, EC4V 6RN, London, London, United Kingdom  
Phone: +44 20 7651 7777  
Number of involvements: 2  
Function: Director - Executive Contact  
Level of responsibility: Senior / Executive contact

Fullname: Mr Michael Cleveland Bailey  
Type: Individual  
Gender: Male  
date of birth: 1958/11/09  
Age: 59  
Address: 50 Beale Street, 4th Floor, California, 94105, San Francisco, United States  
Number of involvements: 90  
Function: Director (Occupation: General Manager)  
Level of responsibility: Member; Unspecified executive  
Appointment date: 2006/05/16

Fullname: Mr Michael Cleveland Bailey  
Type: Individual  
Gender: Male  
date of birth: 1958/11/09  
Age: 59  
Address: 11 Pilgrim Street, EC4V 6RN, London, London, United Kingdom  
Phone: +44 20 7651 7777  
Number of involvements: 90  
Function: Director - Executive Contact  
Level of responsibility: Senior / Executive contact

Fullname: Sir David James Scott Cooksey  
Type: Individual

Gender: Male  
date of birth: 1940/05/14  
Age: 78  
Address: 11 Pilgrim Street, EC4V 6RN, London, London, United Kingdom  
Country: United Kingdom  
Number of involvements: 2  
Function: Director  
Level of responsibility: Member; Unspecified executive  
Appointment date: 2008/09/04

Fullname: Sir David James Scott Cooksey  
Type: Individual  
Gender: Male  
date of birth: 1940/05/14  
Age: 78  
Address: 11 Pilgrim Street, EC4V 6RN, London, London, United Kingdom  
Country: United Kingdom  
Phone: +44 20 7651 7777  
Number of involvements: 2  
Function: Director - Executive Contact  
Level of responsibility: Senior / Executive contact

Fullname: Mr Martyn Nicholas Daw  
Type: Individual  
Gender: Male  
date of birth: 1966/10  
Age: 51  
Address: 11 Pilgrim Street, EC4V 6RN, London, London, United Kingdom  
Number of involvements: 3  
Function: Director (Occupation: General Counsel)  
Level of responsibility: Member; Unspecified executive  
Appointment date: 2017/09/14

Fullname: Mr Martyn Nicholas Daw  
Type: Individual  
Gender: Male  
date of birth: 1966/10  
Age: 51  
Address: 11 Pilgrim Street, EC4V 6RN, London, London, United Kingdom  
Number of involvements: 3  
Function: Company Secretary  
Level of responsibility: Company secretary  
Appointment date: 2017/09/14

Fullname: Mr Martyn Nicholas Daw

Type: Individual  
Gender: Male  
date of birth: 1966/10  
Age: 51  
Address: 11 Pilgrim Street, EC4V 6RN, London, London, United Kingdom  
Phone: +44 20 7651 7777  
Number of involvements: 3  
Function: Company Secretary - Admin Contact  
Level of responsibility: Senior / Executive contact; Administration department contact

Fullname: Mr PETER Anthony Dawson  
Type: Individual  
Gender: Male  
date of birth: 1956/03/20  
Age: 62  
Address: 50 Beale Street, 5th Floor, San Francisco, 94105, California, United States  
Country: United States of America  
Number of involvements: 83  
Function: Director  
Level of responsibility: Member; Unspecified executive  
Appointment date: 2008/04/23

Fullname: Mr Paul Humphrey Paterson Gibbs  
Type: Individual  
Gender: Male  
date of birth: 1968/07  
Age: 50  
Address: 11 Pilgrim Street, EC4V 6RN, London, London, United Kingdom  
Number of involvements: 3  
Function: Director (Occupation: Regional Manager)  
Level of responsibility: Member; Unspecified executive  
Appointment date: 2017/04/20

Fullname: Mr Paul Humphrey Paterson Gibbs  
Type: Individual  
Gender: Male  
date of birth: 1968/07  
Age: 50  
Address: 11 Pilgrim Street, EC4V 6RN, London, London, United Kingdom  
Phone: +44 20 7651 7777  
Number of involvements: 3  
Function: Director - Executive Contact  
Level of responsibility: Senior / Executive contact

Fullname: Mr Steven Christopher Kay  
Type: Individual  
Gender: Male  
date of birth: 1973/07  
Age: 45  
Address: 11 Pilgrim Street, EC4V 6RN, London, London, United Kingdom  
Number of involvements: 2  
Function: Director (Occupation: OPERATIONS Manager)  
Level of responsibility: Member; Unspecified executive  
Appointment date: 2016/12/14

Fullname: Mr Steven Christopher Kay  
Type: Individual  
Gender: Male  
date of birth: 1973/07  
Age: 45  
Address: 11 Pilgrim Street, EC4V 6RN, London, London, United Kingdom  
Phone: +44 20 7651 7777  
Number of involvements: 2  
Function: Director - Executive Contact  
Level of responsibility: Senior / Executive contact

Fullname: Ms Kimberley Crawford Schafer  
Type: Individual  
Gender: Female  
date of birth: 1966/08/29  
Age: 51  
Address: 50 Beale Street, 4th Floor, San Francisco, 94105, California, United States  
Number of involvements: 19  
Function: Company Secretary  
Level of responsibility: Company secretary  
Appointment date: 2006/05/16

Fullname: Ms Kimberley Crawford Schafer  
Type: Individual  
Gender: Female  
date of birth: 1966/08/29  
Age: 51  
Address: 11 Pilgrim Street, EC4V 6RN, London, London, United Kingdom  
Phone: +44 20 7651 7777  
Number of involvements: 19  
Function: Company Secretary - Admin Contact  
Level of responsibility: Senior / Executive contact; Administration department contact

Fullname: Mr Riley Bechtel  
Type: Individual  
Gender: Male  
Address: 11 Pilgrim Street, EC4V 6RN, London, London, United Kingdom  
Phone: +44 20 7651 7777  
Number of involvements: 1  
Function: Chairman - Executive Contact  
Level of responsibility: Senior / Executive contact

Fullname: Mr Duncan Frame  
Type: Individual  
Gender: Male  
Address: 11 Pilgrim Street, EC4V 6RN, London, London, United Kingdom  
Phone: +44 20 7651 7777  
Email: [dframe@bechtel.com](mailto:dframe@bechtel.com)  
Number of involvements: 1  
Function: Marketing Manager - Marketing Contact  
Level of responsibility: Marketing & Advertising contact

Fullname: Mr Mike Mix  
Type: Individual  
Gender: Male  
Address: 11 Pilgrim Street, EC4V 6RN, London, London, United Kingdom  
Phone: +44 20 7651 7777  
Email: [mjmix@bechtel.com](mailto:mjmix@bechtel.com)  
Number of involvements: 2  
Function: Marketing Manager - Marketing Contact  
Level of responsibility: Marketing & Advertising contact

Fullname: Ms Carole Noel  
Type: Individual  
Gender: Female  
Address: 11 Pilgrim Street, EC4V 6RN, London, London, United Kingdom  
Phone: +44 20 7651 7777  
Email: [cnoel@bechtel.com](mailto:cnoel@bechtel.com)  
Number of involvements: 2  
Function: Marketing Manager - Marketing Contact  
Level of responsibility: Marketing & Advertising contact

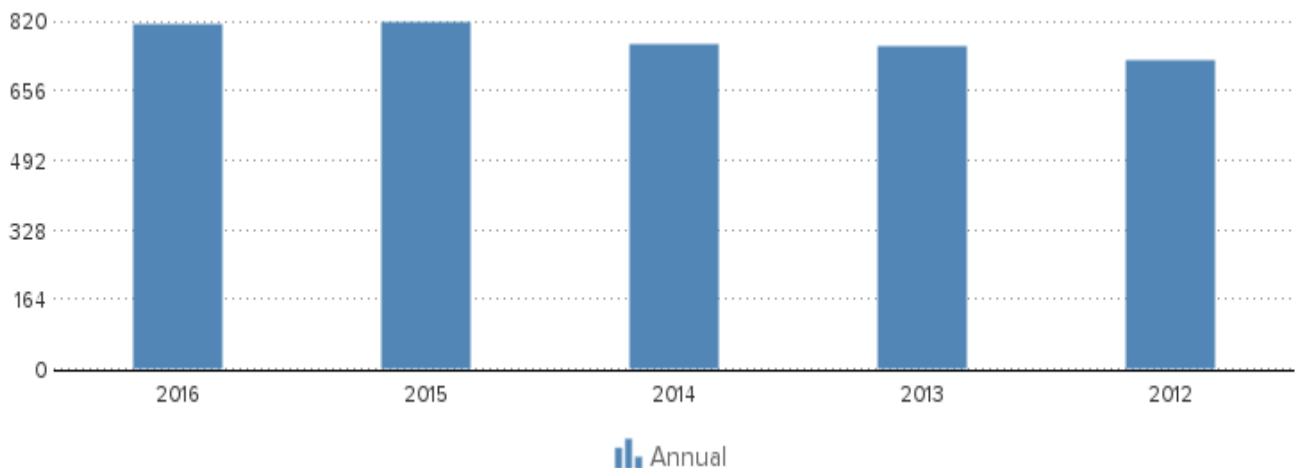
Fullname: Mr Robert Porter  
Type: Individual  
Gender: Male  
Address: 11 Pilgrim Street, EC4V 6RN, London, London, United Kingdom  
Phone: +44 20 7651 7777

Email: rwporter@bechtel.com  
Number of involvements: 1  
Function: Marketing Manager - Marketing Contact  
Level of responsibility: Marketing & Advertising contact

Fullname: Mr Dave Lupton  
Type: Individual  
Gender: Male  
Address: 2 Lakeside Drive, Park Royal, NW10 7FQ, London,  
London, United Kingdom  
Phone: +44 20 8846 5111  
Number of involvements: 1  
Function: Manager - Fleet Contact  
Level of responsibility: Transport contact

## **EMPLOYEES**

Year	2016	2015	2014	2013	2012
Annual	811	818	766	762	726



## **FINANCIAL ANALYSIS**

Trend	Fluctuating
Profitability	Negative
Solvability	Sufficient
Liquidity	Sufficient
Show amount in	Euro

**DISCLAIMER** : This Report is **PRIVATE & CONFIDENTIAL** and it is prepared at the request of and for its use by the Subscriber only. The Subscriber shall use the contents of the Report merely as an aid to its business. Mira Inform Private Limited ("MIPL") has collated information/data in the Report, which have not been verified unless otherwise specifically mentioned in the Report. The Subscriber shall independently verify the accuracy and correctness of the information/data before in any way acting upon the same. MIPL shall not be liable for any harm, injury, loss or damage caused to the Subscriber due to default by the Subscriber's debtors/beneficiaries in fulfilling their obligations of any nature whatsoever. This Report or any of its portion shall not be used as a documentary evidence or otherwise before any investigative agencies or forum of law. This Report is confidential and proprietary to MIPL. The Subscriber and/or any other person(s) may not reproduce, publish or disclose any of the contents of the Report to others without the express authorization of MIPL. This Report is prepared and issued to the Subscriber without any risk, responsibility or liability on the part of MIPL or its officials.

## KEY FIGURES

Year	2016	2015	2014	2013	2012
Quick ratio	2,23	1,68	2,02	3,17	3,30
Current ratio	2,23	1,68	2,02	3,17	3,30
Working capital/ balance total	0,50	0,37	0,45	0,67	0,68
Equity / balance total	0,36	0,35	0,31	0,39	0,37
Equity / Fixed assets	3,66	3,90	2,88	19,90	13,90
Working capital	85.269.078	83.642.213	81.786.095	119.166.415	122.385.299
Equity	61.179.744	78.607.264	56.340.990	68.456.057	66.766.599
Mutation equity	-22,17	39,52	-17,70	2,53	
Mutation short term liabilities	-43,48	53,69	45,70	3,02	
Return on total assets (ROA)	-1,64	33,88	13,02	12,15	10,36
Return on equity (ROE)	-4,60	97,70	41,89	31,51	27,99
Gross profit margin	-0,95	6,67	8,88	8,99	9,82
Net profit margin	-0,68	21,22	6,02	5,84	6,11
Average collection ratio	4,16	2,76	3,39	3,87	3,65
Average payment ratio	5,34	3,95	28,19	6,19	7,53
Equity turnover ratio	4,72	4,31	4,81	3,10	2,91
Total assets turnover ratio	1,68	1,49	1,49	1,20	1,08
Fixed assets turnover ratio	17,25	16,80	13,84	61,75	40,44
Turnover	288.523.494	338.789.823	270.794.393	212.450.450	194.193.029
Operating result	-2.733.260	22.585.807	24.046.416	19.098.629	19.063.015
Net result after taxes	-1.964.166	71.894.000	16.313.767	12.408.019	11.861.910
Cashflow	-707.240	73.523.314	18.837.323	14.835.648	14.128.327
Gross profit	96.517.225		145.517.775	133.746.523	116.148.168
EBITDA	-1.476.334	24.215.121	26.569.972	21.526.258	21.329.432

### Summary

The 2016 financial result structure is a positive working capital of 85.269.078 euro, which is in agreement with 50 % of the total assets of the company.

The working capital has increased with 1.95 % compared to previous year. The ratio, with respect to the total assets of the company has however, increased.

The improvement between 2015 and 2016 has mainly been caused by a change of the current assets.

The current ratio of the company in 2016 was 2.23. A company with a current ratio between 1.5 and 3.0 generally indicates good short-term financial strength.

The quick ratio in 2016 of the company was 2.23. A company with a Quick Ratio of more than 1 can currently pay back its current liabilities.

The 2015 financial result structure is a positive working capital of 83.642.213 euro, which is in agreement with 37 % of the total assets of

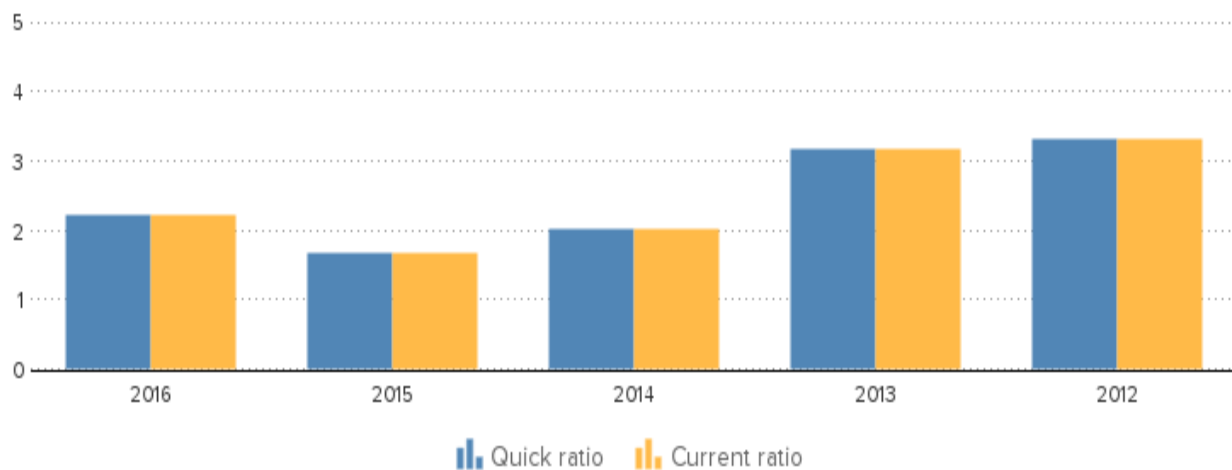
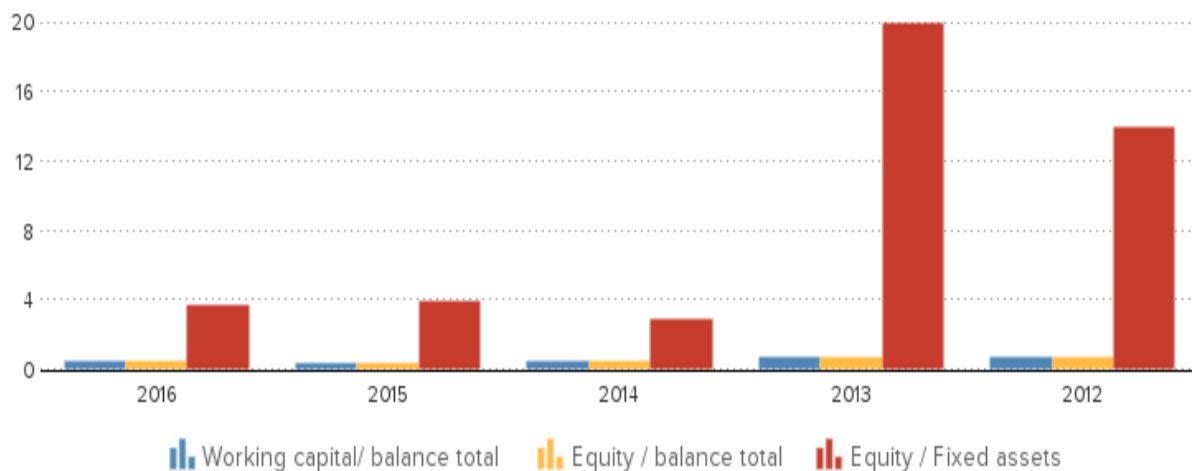
the company.

The working capital has increase with 2.27 % compared to previous year. The ratio with respect to the total assets of the company has however, declined.

The improvement between 2014 and 2015 has mainly been caused by a change of the current liabilities.

The current ratio of the company in 2015 was 1.68. A company with a current ratio between 1.5 and 3.0 generally indicates good short-term financial strength.

The quick ratio in 2015 of the company was 1.68. A company with a Quick Ratio of more than 1 can currently pay back its current liabilities.



**DISCLAIMER** : This Report is **PRIVATE & CONFIDENTIAL** and it is prepared at the request of and for its use by the Subscriber only. The Subscriber shall use the contents of the Report merely as an aid to its business. Mira Inform Private Limited ("MIPL") has collated information/data in the Report, which have not been verified unless otherwise specifically mentioned in the Report. The Subscriber shall independently verify the accuracy and correctness of the information/data before in any way acting upon the same. MIPL shall not be liable for any harm, injury, loss or damage caused to the Subscriber due to default by the Subscriber's debtors/beneficiaries in fulfilling their obligations of any nature whatsoever. This Report or any of its portion shall not be used as a documentary evidence or otherwise before any investigative agencies or forum of law. This Report is confidential and proprietary to MIPL. The Subscriber and/or any other person(s) may not reproduce, publish or disclose any of the contents of the Report to others without the express authorization of MIPL. This Report is prepared and issued to the Subscriber without any risk, responsibility or liability on the part of MIPL or its officials.

## **FINANCIAL STATEMENT**

<b>Auditor</b>	Name: Craig Skelton ( PRICEWATERHOUSECOOPERS LLP )  Name: Christopher Burns ( PRICEWATERHOUSECOOPERS LLP )  Name: PRICEWATERHOUSECOOPERS LLP
<b>Last annual account</b>	2016
<b>Remark annual account</b>	The company is obliged to file its financial statements.
<b>Type of annual account</b>	Corporate
<b>Annual account</b>	<b>Bechtel Limited</b> 11 Pilgrim Street EC4V 6RN London United Kingdom

## **BALANCE**

Year	2016	2015	2014	2013	2012
End date	2016-12-31	2015-12-31	2014-12-31	2013-12-31	2012-12-31
Type of annual account	Corporate	Corporate	Corporate	Corporate	Corporate
Intangible fixed assets	52.518	29.946			
Tangible fixed assets	5.962.522	7.647.024	7.768.644	3.440.237	4.801.933
Other fixed assets	10.706.630	12.487.325	11.793.735		
Fixed assets	16.721.670	20.164.295	19.562.379	3.440.237	4.801.933
Total receivables	54.044.324	85.722.072	9.606.996	34.298.481	25.792.897
Liquid funds	119.040	443.740	299.536	340.322	570.491
Other current assets	100.543.590	120.335.131	151.818.308	139.392.285	149.278.514
Current assets	154.706.955	206.500.943	161.724.840	174.031.088	175.641.902
Total assets	171.428.625	226.665.238	181.287.220	177.471.325	180.443.834
Total equity	61.179.744	78.607.264	56.340.990	68.456.057	66.766.599
Provisions	33.083.884	3.042.203	3.422.163	4.308.356	10.829.764
Long term liabilities	7.727.120	22.157.040	41.585.322	49.842.238	49.590.869
Accounts payable	2.163.734	2.874.780	1.837.066	875.284	910.155
Liabilities towards credit institutes	16.630.639	12.064.003	24.255.962	2.912.439	13.621.223
Other short term liabilities	50.643.505	107.919.947	53.845.716	51.076.950	38.725.225
Short term liabilities	69.437.877	122.858.730	79.938.745	54.864.673	53.256.603
Total liabilities	171.428.625	226.665.238	181.287.220	177.471.325	180.443.834

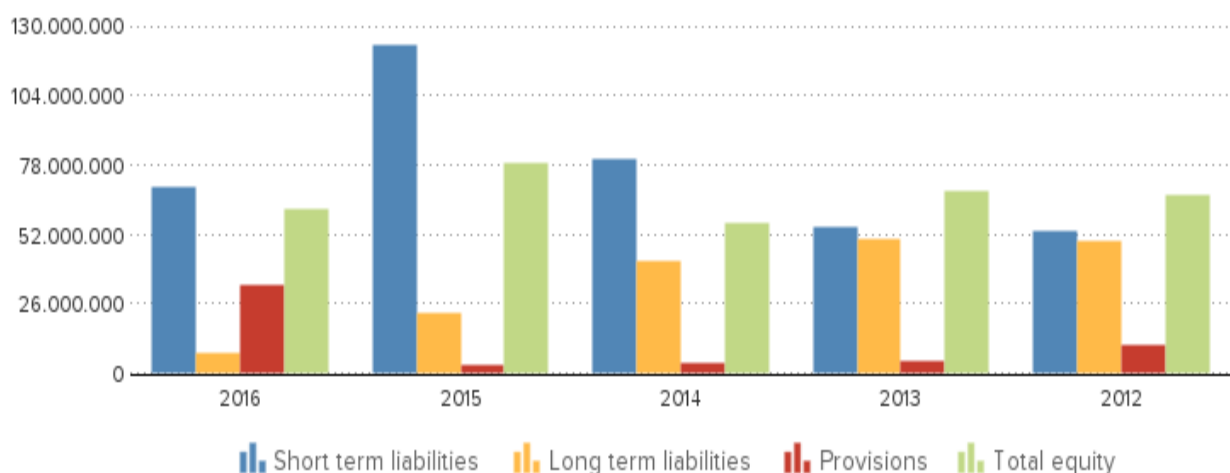
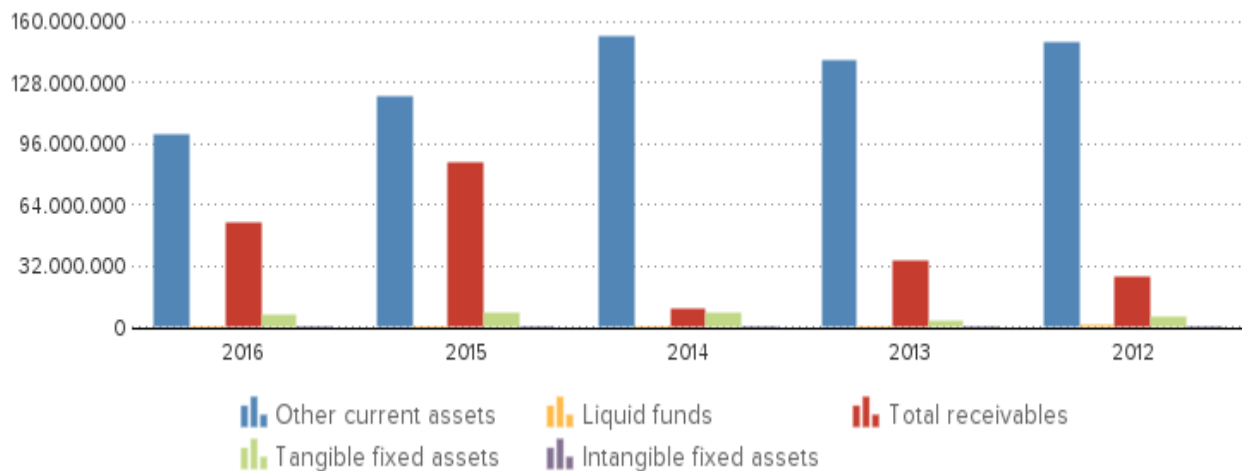
**Summary** The total assets of the company decreased with -24.37 % between 2015 and 2016.

This total assets decrease has been reflected in a reduction of non current assets of -17.07 %.

In 2016 the assets of the company were 9.75 % composed of fixed assets and 90.25 % by current assets. The assets are being financed by an equity of 35.69 %, and total debt of 64.31 %.

The total assets of the company increased with 25.03 % between 2014 and 2015.

The fixed asset growth of 3.08 % is lower than the total asset growth. In 2015 the assets of the company were 8.9 % composed of fixed assets and 91.1 % by current assets. The assets are being financed by an equity of 34.68 %, and total debt of 65.32 %.



**DISCLAIMER** : This Report is **PRIVATE & CONFIDENTIAL** and it is prepared at the request of and for its use by the Subscriber only. The Subscriber shall use the contents of the Report merely as an aid to its business. Mira Inform Private Limited ("MIPL") has collated information/data in the Report, which have not been verified unless otherwise specifically mentioned in the Report. The Subscriber shall independently verify the accuracy and correctness of the information/data before in any way acting upon the same. MIPL shall not be liable for any harm, injury, loss or damage caused to the Subscriber due to default by the Subscriber's debtors/beneficiaries in fulfilling their obligations of any nature whatsoever. This Report or any of its portion shall not be used as a documentary evidence or otherwise before any investigative agencies or forum of law. This Report is confidential and proprietary to MIPL. The Subscriber and/or any other person(s) may not reproduce, publish or disclose any of the contents of the Report to others without the express authorization of MIPL. This Report is prepared and issued to the Subscriber without any risk, responsibility or liability on the part of MIPL or its officials.

## **PROFIT AND LOSS**

Year	2016	2015	2014	2013	2012
Net turnover	288.523.494	338.789.823	270.794.393	212.450.450	194.193.029
Wages and salaries	97.971.385	122.353.738	104.021.156	95.882.423	81.195.121
Amorization and depreciation	1.256.926	1.629.314	2.523.556	2.427.630	2.266.417
Operating expenses	291.256.754	316.204.016	246.747.978	193.351.821	175.130.014
Operating result	-2.733.260	22.585.807	24.046.416	19.098.629	19.063.015
Financial income	22.174	54.212.470	14.926.647	16.337.841	13.623.615
Financial expenses	103.869		15.370.165	13.866.029	13.999.159
Financial result	-81.694	54.212.470	-443.518	2.471.812	-375.543
Result on ordinary operations before taxes	-2.814.954	76.798.276	23.602.897	21.570.441	18.687.472
Taxation on the result of ordinary activities	-850.788	4.904.277	7.289.130	9.162.422	6.825.562
Result of ordinary activities after taxes	-1.964.166	71.894.000	16.313.767	12.408.019	11.861.910
Net result	-1.964.166	71.894.000	16.313.767	12.408.019	11.861.910

### Summary

The turnover of the company decreased by -14.84 % between 2015 and 2016.

The operating result of the company declined with -112.1 % between 2015 and 2016. This evolution implies an decrease of the company's economic profitability.

The result of these changes is a reduction of the company's Economic Profitability of -104.84 % of the analysed period, being equal to -1.64 in the year 2016.

Despite the decline the assets turnover increased by 12.75 % reaching 1.68.

The Net Result of the company decreased by -102.73 % between 2015 and 2016.

The company's Financial Profitability has been positively affected by the financial activities in comparison to the EBITs behaviour. The result of these variations is a profitability increase of -104.71 % of the analysed period, being -4.6 in the year 2016.

The company's financial profitability has been positively affected by its financial structure.

The turnover of the company grew with 25.11 % between 2014 and 2015.

The operating result of the company declined with -6.07 % between 2014 and 2015. This evolution implies an decrease of the company's economic profitability.

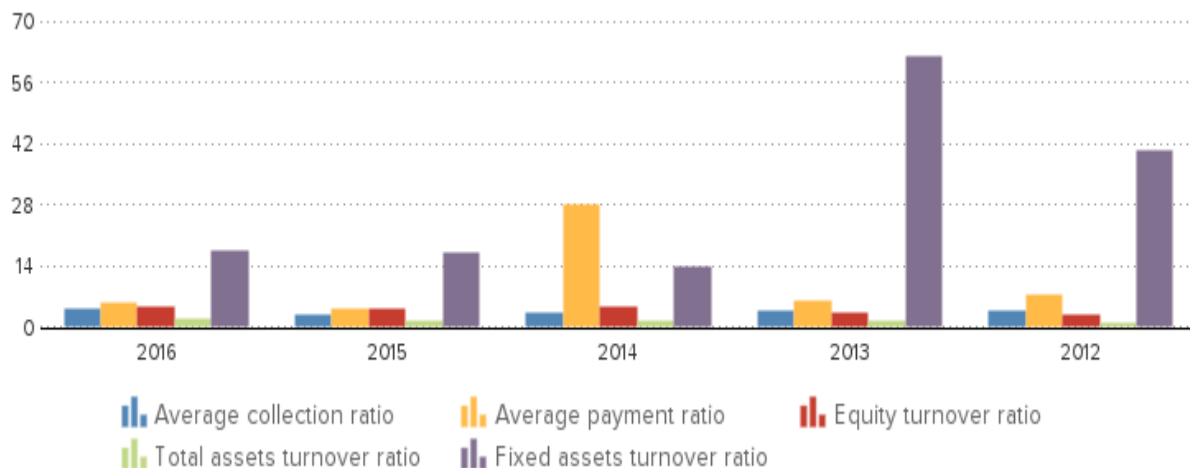
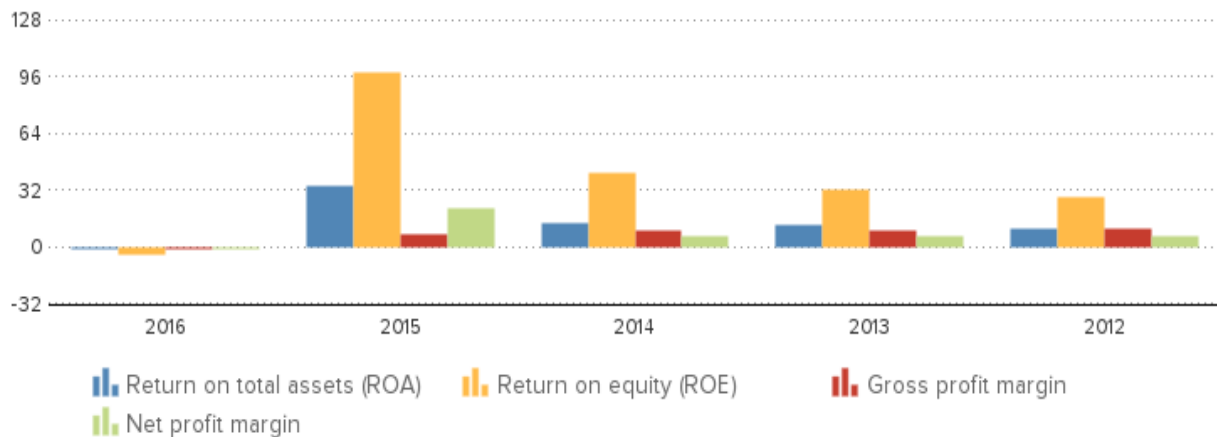
The result of these changes is an increase of the company's Economic

Profitability of 160.22 % of the analysed period, being equal to 33.88 in the year 2015.

Despite the growth the asset turnover remained the same at 1.49. The Net Result of the company increased by 340.7 % between 2014 and 2015.

The company's Financial Profitability has been positively affected by the financial activities in comparison to the EBITs behaviour. The result of these variations is a profitability increase of 133.23 % of the analysed period, being 97.7 in the year 2015.

The company's financial structure has slowed down its financial profitability.



**DISCLAIMER :** This Report is **PRIVATE & CONFIDENTIAL** and it is prepared at the request of and for its use by the Subscriber only. The Subscriber shall use the contents of the Report merely as an aid to its business. Mira Inform Private Limited ("MIPL") has collated information/data in the Report, which have not been verified unless otherwise specifically mentioned in the Report. The Subscriber shall independently verify the accuracy and correctness of the information/data before in any way acting upon the same. MIPL shall not be liable for any harm, injury, loss or damage caused to the Subscriber due to default by the Subscriber's debtors/beneficiaries in fulfilling their obligations of any nature whatsoever. This Report or any of its portion shall not be used as a documentary evidence or otherwise before any investigative agencies or forum of law. This Report is confidential and proprietary to MIPL. The Subscriber and/or any other person(s) may not reproduce, publish or disclose any of the contents of the Report to others without the express authorization of MIPL. This Report is prepared and issued to the Subscriber without any risk, responsibility or liability on the part of MIPL or its officials.

## **COUNTRY INFORMATION**

Population	65.6 million
GDP per capita	40.050 USD
Country risk	Low
Company risk	Very Low

## **PUBLICATIONS**

Remarks	Status: Active Category: Very large company Last year: 2016 Turnover last year: 288.523.494 EUR Result last year: -1.964.166 EUR TOTAL assets last year: 171.428.625 EUR Number of employees: 811 Number of shareholders: 1 Number of subsidiaries: 1 Number of branches: 0
History	Previous name: Bechtel Great Britain LIMITED Name change date: 1986/07/03

**FOREIGN EXCHANGE RATES**

Currency	Unit	Indian Rupees
US Dollar	1	INR 68.88
UK Pound	1	INR 91.14
Euro	1	INR 80.63
Euro	1	INR 80.82

**Note :** Above are approximate rates obtained from sources believed to be correct

**INFORMATION DETAILS**

Analysis Done by :	VAR
Report Prepared by :	TRU

**DISCLAIMER :** This Report is **PRIVATE & CONFIDENTIAL** and it is prepared at the request of and for its use by the Subscriber only. The Subscriber shall use the contents of the Report merely as an aid to its business. Mira Inform Private Limited ("MIPL") has collated information/data in the Report, which have not been verified unless otherwise specifically mentioned in the Report. The Subscriber shall independently verify the accuracy and correctness of the information/data before in any way acting upon the same. MIPL shall not be liable for any harm, injury, loss or damage caused to the Subscriber due to default by the Subscriber's debtors/beneficiaries in fulfilling their obligations of any nature whatsoever. This Report or any of its portion shall not be used as a documentary evidence or otherwise before any investigative agencies or forum of law. This Report is confidential and proprietary to MIPL. The Subscriber and/or any other person(s) may not reproduce, publish or disclose any of the contents of the Report to others without the express authorization of MIPL. This Report is prepared and issued to the Subscriber without any risk, responsibility or liability on the part of MIPL or its officials.

**RATING EXPLANATIONS**

Credit Rating	Explanation	Rating Comments
A++	Minimum Risk	Business dealings permissible with minimum risk of default
A+	Low Risk	Business dealings permissible with low risk of default
A	Acceptable Risk	Business dealings permissible with moderate risk of default
B	Medium Risk	Business dealings permissible on a regular monitoring basis
C	Medium High Risk	Business dealings permissible preferably on secured basis
D	High Risk	Business dealing not recommended or on secured terms only
NB	New Business	No recommendation can be done due to business in infancy stage
NT	No Trace	No recommendation can be done as the business is not traceable

NB is stated where there is insufficient information to facilitate rating. However, it is not to be considered as unfavourable.

This score serves as a reference to assess SC's credit risk and to set the amount of credit to be extended. It is calculated from a composite of weighted scores obtained from each of the major sections of this report. The assessed factors are as follows:

- Financial condition covering various ratios
- Company background and operations size
- Promoters / Management background
- Payment record
- Litigation against the subject
- Industry scenario / competitor analysis
- Supplier / Customer / Banker review (wherever available)