

MIRA INFORM REPORT

Report No. :	518885
Report Date :	09.07.2018

IDENTIFICATION DETAILS

Name :	NKMZ INTERNATIONAL PROJECTS LIMITED
Registered Office :	6 Lower Grosvenor Place, London, SW1W 0EN
Country :	United Kingdom
Financials (as on) :	31.12.2017
Date of Incorporation :	14.10.2009
Com. Reg. No.:	07043112
Legal Form :	Private limited with Share Capital
Line of Business :	Other business support service activities n.e.c.
No. of Employees :	Not Available

RATING & COMMENTS

(Mira Inform has adopted New Rating mechanism w.e.f. 23rd January 2017)

MIRA's Rating :	B
-----------------	---

Credit Rating	Explanation	Rating Comments
B	Medium Risk	Business dealings permissible on a regular monitoring basis

Status :	Moderate
Payment Behaviour :	No Complaints
Litigation :	Clear

NOTES:

Any query related to this report can be made on e-mail: infodept@mirainform.com while quoting report number, name and date.

DISCLAIMER : This Report is **PRIVATE & CONFIDENTIAL** and it is prepared at the request of and for its use by the Subscriber only. The Subscriber shall use the contents of the Report merely as an aid to its business. Mira Inform Private Limited ("MIPL") has collated information/data in the Report, which have not been verified unless otherwise specifically mentioned in the Report. The Subscriber shall independently verify the accuracy and correctness of the information/data before in any way acting upon the same. MIPL shall not be liable for any harm, injury, loss or damage caused to the Subscriber due to default by the Subscriber's debtors/beneficiaries in fulfilling their obligations of any nature whatsoever. This Report or any of its portion shall not be used as a documentary evidence or otherwise before any investigative agencies or forum of law. This Report is confidential and proprietary to MIPL. The Subscriber and/or any other person(s) may not reproduce, publish or disclose any of the contents of the Report to others without the express authorization of MIPL. This Report is prepared and issued to the Subscriber without any risk, responsibility or liability on the part of MIPL or its officials.

ECGC Country Risk Classification List

Country Name	Previous Rating (31.12.2017)	Current Rating (01.04.2018)
United Kingdom	A1	A1

Risk Category	ECGC Classification
Insignificant	A1
Low Risk	A2
Moderately Low Risk	B1
Moderate Risk	B2
Moderately High Risk	C1
High Risk	C2
Very High Risk	D

UNITED KINGDOM - ECONOMIC OVERVIEW

The UK, a leading trading power and financial center, is the third largest economy in Europe after Germany and France. Agriculture is intensive, highly mechanized, and efficient by European standards, producing about 60% of food needs with less than 2% of the labor force. The UK has large coal, natural gas, and oil resources, but its oil and natural gas reserves are declining; the UK has been a net importer of energy since 2005. Services, particularly banking, insurance, and business services, are key drivers of British GDP growth. Manufacturing, meanwhile, has declined in importance but still accounts for about 10% of economic output.

In 2008, the global financial crisis hit the economy particularly hard, due to the importance of its financial sector. Falling home prices, high consumer debt, and the global economic slowdown compounded the UK's economic problems, pushing the economy into recession in the latter half of 2008 and prompting the then BROWN (Labour) government to implement a number of measures to stimulate the economy and stabilize the financial markets. Facing burgeoning public deficits and debt levels, in 2010 the then CAMERON-led coalition government (between Conservatives and Liberal Democrats) initiated an austerity program, which has continued under the Conservative government. However, the deficit still remains one of the highest in the G7, standing at 3.6% of GDP as of 2017, and the UK has pledged to lower its corporation tax from 20% to 17% by 2020. The UK had a debt burden of 90.4% GDP at the end of 2017.

The UK's economy has begun to slow since the referendum vote to leave the EU in June 2016. A sustained depreciation of the British pound has increased consumer and producer prices, weighing on consumer spending without spurring a meaningful increase in exports. The UK has an extensive trade relationship with other EU members through its single market membership and economic observers have warned the exit will jeopardize its position as the central location for European financial services. Prime Minister MAY is seeking a new "deep and special" trade relationship with the EU following the UK's exit. However, economists doubt that the UK will be able to preserve the benefits of EU membership without the obligations.

Source : CIA

COMPANY NAME AND ADDRESS

Company Name: NKMZ INTERNATIONAL PROJECTS LIMITED
Company No: 07043112
Status Active: Active - Accounts Filed
Registered Address: 6 LOWER GROSVENOR PLACELONDONSW1W 0EN

COMPANY SUMMARY

Registered Address: 6 LOWER GROSVENOR PLACE, LONDON, SW1W 0EN
Trading Address: 6 Lower Grosvenor Place, London, SW1W 0EN
Website Address: <http://www.nkmz-int.com>
Telephone Number: --
Fax Number: --
TPS: --
FPS: Yes
Incorporation Date: 14/10/2009
Previous Name: --
Type: Private limited with Share Capital
FTSE Index: --
Date of Change: --
Filing Date of Accounts: 01/07/2018
Currency: EUR
Share Capital: £2
SIC07: 82990
Charity Number: --
SIC07 Description: OTHER BUSINESS SUPPORT SERVICE ACTIVITIES N.E.C.
Principal Activity: Accounts data converted from Euro.

ADDITIONAL INFORMATION

CCJ's: 0 (£0)

No CCJ Information To Display

Ultimate Holding Company –

Accountant: KUDOS BUSINESS SERVICES LIMITED

Mortgages: 0
Group: 0 companies
Linkages: 0 companies
Countries: In 0 countries

KEY FINANCIALS

Year to Date	Turnover	Pre Tax Profit	Shareholder's Funds	Employees
31/12/2017	-	-	£71,486	-
31/12/2016	£30,537	£16,587	£45,885	-
31/12/2015	£34,939	£16,526	£32,615	-

MORTGAGE SUMMARY

Total Mortgage	0
Outstanding	0
Satisfied	0

TRADE DEBTORS/ BAD DEBT SUMMARY

Total Number of Documented Trade	0
Total Value of Documented Trade	£0

COMMENTARY

This company has been treated as a Small company in respect of the rating/limit generated.
The latest Balance Sheet indicates a very positive net working capital position.
There has been an increase in shareholders funds compared with the previous balance sheet.
This company trades in an industry with a moderate level of corporate failures.

CCJ

Total Number of Exact CCJs -	0	Total Value of Exact CCJs -	
Total Number of Possible CCJs -	0	Total Value of Possible CCJs -	
Total Number of Satisfied CCJs -	0	Total Value of Satisfied CCJs -	
Total Number of Writs -	-		

Total Current Directors	2	Total Current Secretaries	1
-------------------------	---	---------------------------	---

DISCLAIMER : This Report is **PRIVATE & CONFIDENTIAL** and it is prepared at the request of and for its use by the Subscriber only. The Subscriber shall use the contents of the Report merely as an aid to its business. Mira Inform Private Limited ("MIPL") has collated information/data in the Report, which have not been verified unless otherwise specifically mentioned in the Report. The Subscriber shall independently verify the accuracy and correctness of the information/data before in any way acting upon the same. MIPL shall not be liable for any harm, injury, loss or damage caused to the Subscriber due to default by the Subscriber's debtors/beneficiaries in fulfilling their obligations of any nature whatsoever. This Report or any of its portion shall not be used as a documentary evidence or otherwise before any investigative agencies or forum of law. This Report is confidential and proprietary to MIPL. The Subscriber and/or any other person(s) may not reproduce, publish or disclose any of the contents of the Report to others without the express authorization of MIPL. This Report is prepared and issued to the Subscriber without any risk, responsibility or liability on the part of MIPL or its officials.

Total Previous Directors / Company Secretaries	6	Total Person's With Significant Control	2
--	---	---	---

CURRENT DIRECTORS

Title	Mr	Function	Director
Name	Peter James Thomas	Nationality	British
Date of Birth	09/1963	Present Appointments	3
Latest Address	1 Hill Head Deerness, Orkney	Appointment Date	31/12/2015
Post Code	KW17 2QQ		
Title	Mr	Function	Director
Name	Nikita Kolomnin	Nationality	Russian
Date of Birth	11/1986	Present Appointments	3
Latest Address	12 Elm Road, Sidcup	Appointment Date	10/04/2018
Post Code	DA14 6AD		

CURRENT COMPANY SECRETARY

Title	Mr	Function	Company Secretary
Name	Stephen Richard Page	Nationality	
Date of Birth	-	Present Appointments	1
Latest Address	6 Lower Grosvenor Place, London	Appointment Date	30/06/2012
Post Code	SW1W 0EN		

TOP SHAREHOLDERS

Name	Currency	Share Count	Share Type	Nominal Value	% of Total Share Count
NIKITA KOLOMNIN	EUR	2	ORDINARY	1	100

FINANCIALS
















Profit & Loss

Date Of Accounts	31/12/17	(%)	31/12/16	(%)	31/12/15	(%)	31/12/14	(%)	31/12/13
------------------	----------	-----	----------	-----	----------	-----	----------	-----	----------









DISCLAIMER : This Report is **PRIVATE & CONFIDENTIAL** and it is prepared at the request of and for its use by the Subscriber only. The Subscriber shall use the contents of the Report merely as an aid to its business. Mira Inform Private Limited ("MIPL") has collated information/data in the Report, which have not been verified unless otherwise specifically mentioned in the Report. The Subscriber shall independently verify the accuracy and correctness of the information/data before in any way acting upon the same. MIPL shall not be liable for any harm, injury, loss or damage caused to the Subscriber due to default by the Subscriber's debtors/beneficiaries in fulfilling their obligations of any nature whatsoever. This Report or any of its portion shall not be used as a documentary evidence or otherwise before any investigative agencies or forum of law. This Report is confidential and proprietary to MIPL. The Subscriber and/or any other person(s) may not reproduce, publish or disclose any of the contents of the Report to others without the express authorization of MIPL. This Report is prepared and issued to the Subscriber without any risk, responsibility or liability on the part of MIPL or its officials.

NKMZ INTERNATIONAL PROJECTS LIMITED - 518885










PAGE NO. : 7

	Weeks	52	(%)	52	(%)	52	(%)	52	(%)	52
	Currency	GBP	(%)	GBP	(%)	GBP	(%)	GBP	(%)	GBP
	Consolidated A/cs	N	(%)	N	(%)	N	(%)	N	(%)	N
	Turnover	-	-	£30,537	-12.6%	£34,939	-	-	-	-
	Export	-	-	-	-	-	-	-	-	-
	Cost of Sales	-	-	-	-	-	-	-	-	-
	Gross Profit	-	-	-	-	-	-	-	-	-
	Wages & Salaries	-	-	-	-	-	-	-	-	-
	Directors Emoluments	-	-	-	-	-	-	-	-	-
	Operating Profit	-	-	-	-	-	-	-	-	-
	Depreciation	-	-	-	-	-	-	-	-	-
	Audit Fees	-	-	-	-	-	-	-	-	-
	Interest Payments	-	-	-	-	-	-	-	-	-
	Pre Tax Profit	-	-	£16,587	0.4%	£16,526	-	-	-	-
	Taxation	-	-	-£3,317	-5.4%	-£3,148	-	-	-	-
	Profit After Tax	-	-	£13,270	-0.8%	£13,379	-	-	-	-
	Dividends Payable	-	-	-	-	-	-	-	-	-
	Retained Profit	-	-	£13,270	-0.8%	£13,379	-	-	-	-






BALANCE SHEET

	Date Of Accounts	31/12/17	(%)	31/12/16	(%)	31/12/15	(%)	31/12/14	(%)	31/12/13
	Tangible Assets	0	-	0	-	0	-	0	-	0
	Intangible Assets	0	-	0	-	0	-	0	-	0
	Total Fixed Assets	0	-	0	-	0	-	0	-	0
	Stock	0	-	0	-	0	-	0	-	0
	Trade Debtors	£132,210	14.9%	£115,060	172.8%	£42,171	-1.4%	£42,788	-	0
	Cash	0	-	0	-100%	£30,188	99.8%	£15,108	-	0
	Other Debtors	0	-	0	-	0	-	0	-	0
	Miscellaneous Current Assets	0	-	0	-	0	-	0	-	0




DISCLAIMER : This Report is **PRIVATE & CONFIDENTIAL** and it is prepared at the request of and for its use by the Subscriber only. The Subscriber shall use the contents of the Report merely as an aid to its business. Mira Inform Private Limited ("MIPL") has collated information/data in the Report, which have not been verified unless otherwise specifically mentioned in the Report. The Subscriber shall independently verify the accuracy and correctness of the information/data before in any way acting upon the same. MIPL shall not be liable for any harm, injury, loss or damage caused to the Subscriber due to default by the Subscriber's debtors/beneficiaries in fulfilling their obligations of any nature whatsoever. This Report or any of its portion shall not be used as a documentary evidence or otherwise before any investigative agencies or forum of law. This Report is confidential and proprietary to MIPL. The Subscriber and/or any other person(s) may not reproduce, publish or disclose any of the contents of the Report to others without the express authorization of MIPL. This Report is prepared and issued to the Subscriber without any risk, responsibility or liability on the part of MIPL or its officials.

	Total Current Assets	£132,210	14.9%	£115,060	59%	£72,358	25%	£57,896	-	0
	Trade Creditors	£60,724	- 12.2%	£69,175	74.1%	£39,743	1.6%	£39,127	-	0
	Bank Loans & Overdrafts	0	-	0	-	0	-	0	-	0
	Other Short Term Finance	0	-	0	-	0	-	0	-	0
	Miscellaneous Current Liabilities	0	-	0	-	0	-	0	-	0
	Total Current Liabilities	£60,724	- 12.2%	£69,175	74.1%	£39,743	1.6%	£39,127	-	0
	Bank Loans & Overdrafts and LTL	0	-	0	-	0	-	0	-	0
	Other Long Term Finance	0	-	0	-	0	-	0	-	0
	Total Long Term Liabilities	0	-	0	-	0	-	0	-	0



CAPITAL & RESERVES

	Date Of Accounts	31/12/17	(%)	31/12/16	(%)	31/12/15	(%)	31/12/14	(%)	31/12/13
	Called Up Share Capital	-	-	-	- 100%	£2	2.4%	£2	-	-
	P & L Account Reserve	£71,486	55.8%	£45,885	40.7%	£32,613	73.8%	£18,767	-	-
	Revaluation Reserve	-	-	-	-	-	-	-	-	-
	Sundry Reserves	-	-	-	-	-	-	-	-	-
	Shareholder Funds	£71,486	55.8%	£45,885	40.7%	£32,615	73.8%	£18,769	-	-





OTHER FINANCIAL ITEMS

	Date Of Accounts	31/12/17	(%)	31/12/16	(%)	31/12/15	(%)	31/12/14	(%)	31/12/13
	Net Worth	£71,486	55.8%	£45,885	40.7%	£32,615	73.8%	£18,769	-	-
	Working Capital	£71,486	55.8%	£45,885	40.7%	£32,615	73.8%	£18,769	-	-
	Total Assets	£132,210	14.9%	£115,060	59%	£72,358	25%	£57,896	-	-



DISCLAIMER : This Report is **PRIVATE & CONFIDENTIAL** and it is prepared at the request of and for its use by the Subscriber only. The Subscriber shall use the contents of the Report merely as an aid to its business. Mira Inform Private Limited ("MIPL") has collated information/data in the Report, which have not been verified unless otherwise specifically mentioned in the Report. The Subscriber shall independently verify the accuracy and correctness of the information/data before in any way acting upon the same. MIPL shall not be liable for any harm, injury, loss or damage caused to the Subscriber due to default by the Subscriber's debtors/beneficiaries in fulfilling their obligations of any nature whatsoever. This Report or any of its portion shall not be used as a documentary evidence or otherwise before any investigative agencies or forum of law. This Report is confidential and proprietary to MIPL. The Subscriber and/or any other person(s) may not reproduce, publish or disclose any of the contents of the Report to others without the express authorization of MIPL. This Report is prepared and issued to the Subscriber without any risk, responsibility or liability on the part of MIPL or its officials.

	Total Liabilities	£60,724	- 12.2%	£69,175	74.1%	£39,743	1.6%	£39,127	-	-
	Net Assets	£71,486	55.8%	£45,885	40.7%	£32,615	73.8%	£18,769	-	-




CASH FLOW

	Date Of Accounts	31/12/17	(%)	31/12/16	(%)	31/12/15	(%)	31/12/14	(%)	31/12/13
	Net Cashflow from Operations	-	-	-	-	-	-	-	-	-
	Net Cashflow before Financing	-	-	-	-	-	-	-	-	-
	Net Cashflow from Financing	-	-	-	-	-	-	-	-	-
	Increase in Cash	-	-	-	-	-	-	-	-	-












MISCELLANEOUS

	Date Of Accounts	31/12/17	(%)	31/12/16	(%)	31/12/15	(%)	31/12/14	(%)	31/12/13
	Contingent Liability	NO	-	NO	-	NO	-	NO	-	NO
	Capital Employed	£71,486	55.8%	£45,885	40.7%	£32,615	73.8%	£18,769	-	-
	Number of Employees	-	-	-	-	-	-	-	-	-
	Accountants	KUDOS BUSINESS SERVICES LIMITED								
	Auditors									
	Auditor Comments	The company is exempt from audit								
	Bankers									
	Bank Branch Code									

RATIOS

	Date Of Accounts	31/12/17	31/12/16	31/12/15	31/12/14	31/12/13
	Pre-tax profit margin %	-	54.32	47.30	-	-
	Current ratio	2.18	1.66	1.82	1.48	-
	Sales/Net Working Capital	-	0.67	1.07	-	-

DISCLAIMER : This Report is **PRIVATE & CONFIDENTIAL** and it is prepared at the request of and for its use by the Subscriber only. The Subscriber shall use the contents of the Report merely as an aid to its business. Mira Inform Private Limited ("MIPL") has collated information/data in the Report, which have not been verified unless otherwise specifically mentioned in the Report. The Subscriber shall independently verify the accuracy and correctness of the information/data before in any way acting upon the same. MIPL shall not be liable for any harm, injury, loss or damage caused to the Subscriber due to default by the Subscriber's debtors/beneficiaries in fulfilling their obligations of any nature whatsoever. This Report or any of its portion shall not be used as a documentary evidence or otherwise before any investigative agencies or forum of law. This Report is confidential and proprietary to MIPL. The Subscriber and/or any other person(s) may not reproduce, publish or disclose any of the contents of the Report to others without the express authorization of MIPL. This Report is prepared and issued to the Subscriber without any risk, responsibility or liability on the part of MIPL or its officials.

	Gearing %	0	0	0	0	0
	Equity in %	54.10	39.90	45.10	32.40	-
	Creditor Days	-	824.56	414.05	-	-
	Debtor Days	-	1371.51	439.34	-	-
	Liquidity/Acid Test	2.17	1.66	1.82	1.47	-
	Return On Capital Employed %	-	36.14	50.67	-	-
	Return On Total Assets Employed %	-	14.41	22.83	-	-
	Current Debt Ratio	0.84	1.50	1.21	2.08	-
	Total Debt Ratio	0.84	1.50	1.21	2.08	-
	Stock Turnover Ratio %	-	-	-	-	-
	Return on Net Assets Employed %	-	36.14	50.67	-	-

REPORT NOTES

There are no notes to display.

STATUS HISTORY

No Status History found

***EVENT HISTORY**

Date	Description
04/07/2018	New Accounts Filed
15/04/2018	Confirmation Statement
12/04/2018	S. Tsymbal has left the board
12/04/2018	New Board Member Mr N.K. Kolomnin appointed
22/11/2017	Confirmation Statement
17/05/2017	New Accounts Filed
17/05/2017	New Accounts Filed
24/04/2017	Change in Reg.Office
24/04/2017	Change of Company Postcode
25/10/2016	Annual Returns
27/07/2016	New Accounts Filed
27/07/2016	New Accounts Filed

DISCLAIMER : This Report is **PRIVATE & CONFIDENTIAL** and it is prepared at the request of and for its use by the Subscriber only. The Subscriber shall use the contents of the Report merely as an aid to its business. Mira Inform Private Limited ("MIPL") has collated information/data in the Report, which have not been verified unless otherwise specifically mentioned in the Report. The Subscriber shall independently verify the accuracy and correctness of the information/data before in any way acting upon the same. MIPL shall not be liable for any harm, injury, loss or damage caused to the Subscriber due to default by the Subscriber's debtors/beneficiaries in fulfilling their obligations of any nature whatsoever. This Report or any of its portion shall not be used as a documentary evidence or otherwise before any investigative agencies or forum of law. This Report is confidential and proprietary to MIPL. The Subscriber and/or any other person(s) may not reproduce, publish or disclose any of the contents of the Report to others without the express authorization of MIPL. This Report is prepared and issued to the Subscriber without any risk, responsibility or liability on the part of MIPL or its officials.

14/01/2016	Mr S.R. Page has left the board
14/01/2016	New Board Member Mr P.J. Thomas appointed
25/11/2015	Annual Returns

PREVIOUS COMPANY NAMES

No Previous Names found

WRIT DETAILS

No writs found

STATISTICS

Group	-
Linkages	0 companies
Countries	In 0 countries

SUMMARY

Holding Company	-
Ownership Status	
Ultimate Holding Company	-

GROUP STRUCTURE FULL

No Group Structure

STATISTICS

Group	0 companies
Linkages	0 companies
Countries	In 0 countries

DISCLAIMER : This Report is **PRIVATE & CONFIDENTIAL** and it is prepared at the request of and for its use by the Subscriber only. The Subscriber shall use the contents of the Report merely as an aid to its business. Mira Inform Private Limited ("MIPL") has collated information/data in the Report, which have not been verified unless otherwise specifically mentioned in the Report. The Subscriber shall independently verify the accuracy and correctness of the information/data before in any way acting upon the same. MIPL shall not be liable for any harm, injury, loss or damage caused to the Subscriber due to default by the Subscriber's debtors/beneficiaries in fulfilling their obligations of any nature whatsoever. This Report or any of its portion shall not be used as a documentary evidence or otherwise before any investigative agencies or forum of law. This Report is confidential and proprietary to MIPL. The Subscriber and/or any other person(s) may not reproduce, publish or disclose any of the contents of the Report to others without the express authorization of MIPL. This Report is prepared and issued to the Subscriber without any risk, responsibility or liability on the part of MIPL or its officials.

PREVIOUS DIRECTOR/COMPANY SECRETARIES

Name	Current Active Appointments	Previous Appointments	Dissolved Companies
Stephen Richard Page	14	46	176
Richard Tozer	15	8	8
ALDBRIDGE SERVICES LONDON LIMITED	0	1	0
Sergii Tsymbal	0	1	0
Michael John Conroy	22	95	160
Ruairi Laughlin-Mccann	3	23	67

Total Persons With Significant Control	2	Total Statements	0
Active	1	Active	0
Ceased	1	Ceased	0

ACTIVE PERSONS WITH SIGNIFICANT CONTROL

Name	Mr. Nikita Kolomnin	Kind	Individual Person With Significant Control
Address	12 Elm Road, Sidcup	Country Of Residence	United Kingdom
Post Code	DA14 6AD	Nationality	Russian
Date of Birth	11/1986	Notified On	10/04/2018
Nature Of Control	Ownership Of Shares 75 To 100 Percent, Voting Rights 75 To 100 Percent, Right To Appoint And Remove Directors		

CEASED PERSONS WITH SIGNIFICANT CONTROL

Name	Evrograd Industries Limited	Kind	Corporate Entity With Significant Control
Address	Geneva Place Waterfront Drive, Road Town,, Tortola	Notified On	06/04/2016
Post Code	-	Ceased On	10/04/2018
Authority	The Law Of The British Virgin Islands	Legal Form	British Virgin Islands
Country Registered	-	Place Registered	-
Nature Of Control	Voting Rights 75 To 100 Percent, Right To Appoint And Remove Directors, Significant Influence Or Control As Firm	Registration Number	-

DISCLAIMER : This Report is **PRIVATE & CONFIDENTIAL** and it is prepared at the request of and for its use by the Subscriber only. The Subscriber shall use the contents of the Report merely as an aid to its business. Mira Inform Private Limited ("MIPL") has collated information/data in the Report, which have not been verified unless otherwise specifically mentioned in the Report. The Subscriber shall independently verify the accuracy and correctness of the information/data before in any way acting upon the same. MIPL shall not be liable for any harm, injury, loss or damage caused to the Subscriber due to default by the Subscriber's debtors/beneficiaries in fulfilling their obligations of any nature whatsoever. This Report or any of its portion shall not be used as a documentary evidence or otherwise before any investigative agencies or forum of law. This Report is confidential and proprietary to MIPL. The Subscriber and/or any other person(s) may not reproduce, publish or disclose any of the contents of the Report to others without the express authorization of MIPL. This Report is prepared and issued to the Subscriber without any risk, responsibility or liability on the part of MIPL or its officials.

ACTIVE STATEMENTS

No Active Statements To Display

CEASED STATEMENTS

No Ceased Statements To Display

Average Invoice Value	n/a
Invoices available	n/a
Paid	n/a
Outstanding	n/a

Trade Payment Data is information that we collect from selected third party partners who send us information about their whole sales ledger.
--

	Within Terms	0-30 Days	31-60 Days	61-90 Days	91+ Days
Paid					
Outstanding					

FOREIGN EXCHANGE RATES

Currency	Unit	Indian Rupees
US Dollar	1	INR 68.88
UK Pound	1	INR 91.14
Euro	1	INR 80.63
GBP	1	INR 91.38

Note: Above are approximate rates obtained from sources believed to be correct

INFORMATION DETAILS

Analysis Done by :	VIV
Report Prepared by :	NIT

DISCLAIMER : This Report is **PRIVATE & CONFIDENTIAL** and it is prepared at the request of and for its use by the Subscriber only. The Subscriber shall use the contents of the Report merely as an aid to its business. Mira Inform Private Limited ("MIPL") has collated information/data in the Report, which have not been verified unless otherwise specifically mentioned in the Report. The Subscriber shall independently verify the accuracy and correctness of the information/data before in any way acting upon the same. MIPL shall not be liable for any harm, injury, loss or damage caused to the Subscriber due to default by the Subscriber's debtors/beneficiaries in fulfilling their obligations of any nature whatsoever. This Report or any of its portion shall not be used as a documentary evidence or otherwise before any investigative agencies or forum of law. This Report is confidential and proprietary to MIPL. The Subscriber and/or any other person(s) may not reproduce, publish or disclose any of the contents of the Report to others without the express authorization of MIPL. This Report is prepared and issued to the Subscriber without any risk, responsibility or liability on the part of MIPL or its officials.

RATING EXPLANATIONS

Credit Rating	Explanation	Rating Comments
A++	Minimum Risk	Business dealings permissible with minimum risk of default
A+	Low Risk	Business dealings permissible with low risk of default
A	Acceptable Risk	Business dealings permissible with moderate risk of default
B	Medium Risk	Business dealings permissible on a regular monitoring basis
C	Medium High Risk	Business dealings permissible preferably on secured basis
D	High Risk	Business dealing not recommended or on secured terms only
NB	New Business	No recommendation can be done due to business in infancy stage
NT	No Trace	No recommendation can be done as the business is not traceable

NB is stated where there is insufficient information to facilitate rating. However, it is not to be considered as unfavourable.

This score serves as a reference to assess SC's credit risk and to set the amount of credit to be extended. It is calculated from a composite of weighted scores obtained from each of the major sections of this report. The assessed factors are as follows:

- Financial condition covering various ratios
- Company background and operations size
- Promoters / Management background
- Payment record
- Litigation against the subject
- Industry scenario / competitor analysis
- Supplier / Customer / Banker review (wherever available)