

## MIRA INFORM REPORT

<b>Report No. :</b>	518349
<b>Report Date :</b>	09.07.2018

### IDENTIFICATION DETAILS

<b>Name :</b>	PHARMA BIOTECH SYSTEM COMPONENTS LIMITED
<b>Registered Office :</b>	Bradley Junction Industrial Esta Huddersfield Hd2 1ur
<b>Country :</b>	United Kingdom
<b>Financials (as on) :</b>	31.03.2017
<b>Date of Incorporation :</b>	03.06.2004
<b>Com. Reg. No.:</b>	05144311
<b>Legal Form :</b>	Private Limited with Share Capital
<b>Line of Business :</b>	Other specialised construction activities n.e.c
<b>No. of Employees :</b>	33

### RATING & COMMENTS

(Mira Inform has adopted New Rating mechanism w.e.f. 23<sup>rd</sup> January 2017)

<b>MIRA's Rating :</b>	A
------------------------	---

Credit Rating	Explanation	Rating Comments
A	Acceptable Risk	Business dealings permissible with moderate risk of default

<b>Status :</b>	Satisfactory
<b>Payment Behaviour :</b>	No Complaints
<b>Litigation :</b>	Clear

#### NOTES :

Any query related to this report can be made on e-mail : [infodept@mirainform.com](mailto:infodept@mirainform.com) while quoting report number, name and date.

**DISCLAIMER :** This Report is **PRIVATE & CONFIDENTIAL** and it is prepared at the request of and for its use by the Subscriber only. The Subscriber shall use the contents of the Report merely as an aid to its business. Mira Inform Private Limited ("MIPL") has collated information/data in the Report, which have not been verified unless otherwise specifically mentioned in the Report. The Subscriber shall independently verify the accuracy and correctness of the information/data before in any way acting upon the same. MIPL shall not be liable for any harm, injury, loss or damage caused to the Subscriber due to default by the Subscriber's debtors/beneficiaries in fulfilling their obligations of any nature whatsoever. This Report or any of its portion shall not be used as a documentary evidence or otherwise before any investigative agencies or forum of law. This Report is confidential and proprietary to MIPL. The Subscriber and/or any other person(s) may not reproduce, publish or disclose any of the contents of the Report to others without the express authorization of MIPL. This Report is prepared and issued to the Subscriber without any risk, responsibility or liability on the part of MIPL or its officials.

**ECGC Country Risk Classification List**

Country Name	Previous Rating (31.12.2017)	Current Rating (01.04.2018)
United Kingdom	A1	A1

Risk Category	ECGC Classification
Insignificant	A1
Low Risk	A2
Moderately Low Risk	B1
Moderate Risk	B2
Moderately High Risk	C1
High Risk	C2
Very High Risk	D

**UNITED KINGDOM - ECONOMIC OVERVIEW**

The UK, a leading trading power and financial center, is the third largest economy in Europe after Germany and France. Agriculture is intensive, highly mechanized, and efficient by European standards, producing about 60% of food needs with less than 2% of the labor force. The UK has large coal, natural gas, and oil resources, but its oil and natural gas reserves are declining; the UK has been a net importer of energy since 2005. Services, particularly banking, insurance, and business services, are key drivers of British GDP growth. Manufacturing, meanwhile, has declined in importance but still accounts for about 10% of economic output.

In 2008, the global financial crisis hit the economy particularly hard, due to the importance of its financial sector. Falling home prices, high consumer debt, and the global economic slowdown compounded the UK's economic problems, pushing the economy into recession in the latter half of 2008 and prompting the then BROWN (Labour) government to implement a number of measures to stimulate the economy and stabilize the financial markets. Facing burgeoning public deficits and debt levels, in 2010 the then CAMERON-led coalition government (between Conservatives and Liberal Democrats) initiated an austerity program, which has continued under the Conservative government. However, the deficit still remains one of the highest in the G7, standing at 3.6% of GDP as of 2017, and the UK has pledged to lower its corporation tax from 20% to 17% by 2020. The UK had a debt burden of 90.4% GDP at the end of 2017.

The UK's economy has begun to slow since the referendum vote to leave the EU in June 2016. A sustained depreciation of the British pound has increased consumer and producer prices, weighing on consumer spending without spurring a meaningful increase in exports. The UK has an extensive trade relationship with other EU members through its single market membership and economic observers have warned the exit will jeopardize its position as the central location for European financial services. Prime Minister MAY is seeking a new "deep and special" trade relationship with the EU following the UK's exit. However, economists doubt that the UK will be able to preserve the benefits of EU membership without the obligations.

Source : CIA

## **COMPANY NAME AND ADDRESS**

Company Name: **PHARMA BIOTECH SYSTEM COMPONENTS LIMITED**  
Company No: **05144311**  
Company Status: **Active - Accounts Filed**  
Registered Address: **PBSCBRADLEY JUNCTION INDUSTRIAL ESTAHUDDERSFIELDHD2  
1UR**

## **COMPANY SUMMARY**

**Registered Address** PBSC  
BRADLEY JUNCTION INDUSTRIAL ESTA  
HUDDERSFIELD  
HD2 1UR

**Trading Address** Bradley Junction Industrial Esta  
Leeds Road  
Huddersfield  
West Yorkshire  
HD2 1UR

**Website Address** <http://www.pharmaceutical-technology.com>  
**Telephone Number** 01484354500  
**Fax Number**  
**TPS** No  
**FPS** Yes  
**Incorporation Date** 03/06/2004  
**Previous Name**  
**Type** Private limited with Share Capital  
**FTSE Index** -  
**Date of Change** -  
**Filing Date of Accounts** 16/11/2017  
**Currency** GBP  
**Share Capital** £1  
**SIC07** 43999  
**Charity Number** -  
**SIC07 Description** OTHER SPECIALISED CONSTRUCTION ACTIVITIES N.E.C.  
**Principal Activity**

## **ADDITIONAL INFORMATION**

**CCJ's** 0 (£0)  
**No CCJ Information To Display**  
**Ultimate Holding Company** TAKAHE HOLDINGS LTD

**DISCLAIMER** : This Report is **PRIVATE & CONFIDENTIAL** and it is prepared at the request of and for its use by the Subscriber only. The Subscriber shall use the contents of the Report merely as an aid to its business. Mira Inform Private Limited ("MIPL") has collated information/data in the Report, which have not been verified unless otherwise specifically mentioned in the Report. The Subscriber shall independently verify the accuracy and correctness of the information/data before in any way acting upon the same. MIPL shall not be liable for any harm, injury, loss or damage caused to the Subscriber due to default by the Subscriber's debtors/beneficiaries in fulfilling their obligations of any nature whatsoever. This Report or any of its portion shall not be used as a documentary evidence or otherwise before any investigative agencies or forum of law. This Report is confidential and proprietary to MIPL. The Subscriber and/or any other person(s) may not reproduce, publish or disclose any of the contents of the Report to others without the express authorization of MIPL. This Report is prepared and issued to the Subscriber without any risk, responsibility or liability on the part of MIPL or its officials.

Accountant	WALKERS ACCOUNTANTS LIMITED
Mortgages	7
Group	2 companies
Linkages	0 companies
Countries	In 0 countries

## **KEY FINANCIALS**

Year to Date	Turnover	Pre Tax Profit	Shareholder's Funds	Employees
31/03/2017	-	-	£1,392,837	33
31/03/2016	-	-	£757,144	-
31/03/2015	-	-	£526,414	-

## **MORTGAGE SUMMARY**

Total Mortgage	7
Outstanding	3
Satisfied	4

## **TRADE DEBTORS / BAD DEBT SUMMARY**

Total Number of Documented Trade	0
Total Value of Documented Trade	£0

## **COMMENTARY**

This company has been treated as a Small company in respect of the rating/limit generated.
This company has only made late payments on a low percentage of invoices.
The latest Balance Sheet indicates a very positive net working capital position.
The latest cash balances represent a positive level in terms of the overall outstanding creditor obligations.
There has been an increase in shareholders funds compared with the previous balance sheet.

## **CCJ**

Total Number of Exact CCJs -	0	Total Value of Exact CCJs -
Total Number of Possible CCJs -	0	Total Value of Possible CCJs -
Total Number of Satisfied CCJs -	0	Total Value of Satisfied CCJs -

**DISCLAIMER** : This Report is **PRIVATE & CONFIDENTIAL** and it is prepared at the request of and for its use by the Subscriber only. The Subscriber shall use the contents of the Report merely as an aid to its business. Mira Inform Private Limited ("MIPL") has collated information/data in the Report, which have not been verified unless otherwise specifically mentioned in the Report. The Subscriber shall independently verify the accuracy and correctness of the information/data before in any way acting upon the same. MIPL shall not be liable for any harm, injury, loss or damage caused to the Subscriber due to default by the Subscriber's debtors/beneficiaries in fulfilling their obligations of any nature whatsoever. This Report or any of its portion shall not be used as a documentary evidence or otherwise before any investigative agencies or forum of law. This Report is confidential and proprietary to MIPL. The Subscriber and/or any other person(s) may not reproduce, publish or disclose any of the contents of the Report to others without the express authorization of MIPL. This Report is prepared and issued to the Subscriber without any risk, responsibility or liability on the part of MIPL or its officials.

Total Number of Writs -	-	
-------------------------	---	--

## ***CURRENT DIRECTORS***

<b>Title</b>	Mr	<b>Function</b>	Director
<b>Name</b>	Peter J Bloomer	<b>Nationality</b>	British
<b>Date of Birth</b>	05/1953	<b>Present Appointments</b>	1
<b>Latest Address</b>	Pbsc Bradley Junction Industrial Estate, Leeds Road, Huddersfield, West Yorkshire	<b>Appointment Date</b>	03/06/2004
<b>Post Code</b>	HD2 1UR		
<b>Title</b>	Mr	<b>Function</b>	Director
<b>Name</b>	Barry Redford	<b>Nationality</b>	British
<b>Date of Birth</b>	04/1959	<b>Present Appointments</b>	1
<b>Latest Address</b>	Pbsc Bradley Junction Industrial Estate, Leeds Road, Huddersfield, West Yorkshire	<b>Appointment Date</b>	02/07/2012
<b>Post Code</b>	HD2 1UR		
<b>Title</b>	Mr	<b>Function</b>	Director
<b>Name</b>	James Michael Davis	<b>Nationality</b>	British
<b>Date of Birth</b>	04/1980	<b>Present Appointments</b>	1
<b>Latest Address</b>	Pbsc Bradley Junction Industrial Estate, Leeds Road, Huddersfield, West Yorkshire	<b>Appointment Date</b>	23/06/2011
<b>Post Code</b>	HD2 1UR		

## ***CURRENT COMPANY SECRETARY***
















<b>Title</b>	Mrs	<b>Function</b>	Company Secretary
<b>Name</b>	Frances Charlotte Davis	<b>Nationality</b>	
<b>Date of Birth</b>	-	<b>Present Appointments</b>	1
<b>Latest Address</b>	Pbsc Bradley Junction Industrial Estate, Leeds Road, Huddersfield, West Yorkshire	<b>Appointment Date</b>	23/06/2011
<b>Post Code</b>	HD2 1UR		

## TOP SHAREHOLDERS


Name	Currency	Share Count	Share Type	Nominal Value	% of Total Share Count
TAKAHE HOLDINGS LTD	GBP	1	ORDINARY	1	100

## FINANCIAL











### Profit & Loss

	Date Of Accounts	31/03/17	(%)	31/03/16	(%)	31/03/15	(%)	31/03/14	(%)	31/03/13
	Weeks	52	(%)	52	(%)	52	(%)	52	(%)	52
	Currency	GBP	(%)	GBP	(%)	GBP	(%)	GBP	(%)	GBP
	Consolidated A/cs	N	(%)	N	(%)	N	(%)	N	(%)	N
	<b>Turnover</b>	-	-	-	-	-	-	-	-	-
	Export	-	-	-	-	-	-	-	-	-
	Cost of Sales	-	-	-	-	-	-	-	-	-
	Gross Profit	-	-	-	-	-	-	-	-	-
	Wages & Salaries	-	-	-	-	-	-	-	-	-
	Directors Emoluments	-	-	-	-	-	-	-	-	-
	<b>Operating Profit</b>	-	-	-	-	-	-	-	-	-
	Depreciation	£16,468	13.7%	£19,072	7.4%	£20,586	2.1%	£20,160	6.8%	£18,881
	Audit Fees	-	-	-	-	-	-	-	-	-
	Interest Payments	-	-	-	-	-	-	-	-	-
	<b>Pre Tax Profit</b>	-	-	-	-	-	-	-	-	-
	Taxation	-	-	-	-	-	-	-	-	-
	Profit After Tax	-	-	-	-	-	-	-	-	-
	Dividends Payable	-	-	-	-	-	-	-	-	-
	<b>Retained Profit</b>	-	-	-	-	-	-	-	-	-

### Balance Sheet

	Date Of Accounts	31/03/17	(%)	31/03/16	(%)	31/03/15	(%)	31/03/14	(%)	31/03/13
	Tangible Assets	£18,488	17.1%	£22,304	32.7%	£33,125	-8%	£36,002	17.4%	£43,606

**DISCLAIMER** : This Report is **PRIVATE & CONFIDENTIAL** and it is prepared at the request of and for its use by the Subscriber only. The Subscriber shall use the contents of the Report merely as an aid to its business. Mira Inform Private Limited ("MIPL") has collated information/data in the Report, which have not been verified unless otherwise specifically mentioned in the Report. The Subscriber shall independently verify the accuracy and correctness of the information/data before in any way acting upon the same. MIPL shall not be liable for any harm, injury, loss or damage caused to the Subscriber due to default by the Subscriber's debtors/beneficiaries in fulfilling their obligations of any nature whatsoever. This Report or any of its portion shall not be used as a documentary evidence or otherwise before any investigative agencies or forum of law. This Report is confidential and proprietary to MIPL. The Subscriber and/or any other person(s) may not reproduce, publish or disclose any of the contents of the Report to others without the express authorization of MIPL. This Report is prepared and issued to the Subscriber without any risk, responsibility or liability on the part of MIPL or its officials.






	Intangible Assets	0	-	0	-	0	-	0	-	0
	<b>Total Fixed Assets</b>	<b>£18,488</b>	<b>- 17.1%</b>	<b>£22,304</b>	<b>- 32.7%</b>	<b>£33,125</b>	<b>-8%</b>	<b>£36,002</b>	<b>- 17.4 %</b>	<b>£43,606</b>
	Stock	£402,031	- 21.4%	£511,802	-7.7%	£554,689	49.6 %	£370,688	3.6%	£357,810
	Trade Debtors	£819,765	- 39.2%	£1,348,149	104.8 %	£658,205	- 12.9 %	£755,921	- 22.1 %	£970,518
	Cash	£2,132,863	307.3 %	£523,717	631.5 %	£71,592	- 54.5 %	£157,447	-55%	£349,670
	Other Debtors	£35,452	374.3 %	£7,475	-	0	-	0	-	0
	Miscellaneous Current Assets	0	-	0	-	0	-	0	-	0
	<b>Total Current Assets</b>	<b>£3,390,111</b>	<b>41.8%</b>	<b>£2,391,143</b>	<b>86.2%</b>	<b>£1,284,486</b>	<b>0%</b>	<b>£1,284,056</b>	<b>- 23.5 %</b>	<b>£1,677,998</b>
	Trade Creditors	£445,134	- 17.1%	£536,848	- 32.1%	£791,197	42.8 %	£553,925	- 41.5 %	£946,750
	Bank Loans & Overdrafts	0	-	0	-	0	-	0	-	0
	Other Short Term Finance	0	-	0	-	0	-	0	-	0
	Miscellaneous Current Liabilities	£1,570,628	40.3%	£1,119,455	-	0	-	0	-	0
	<b>Total Current Liabilities</b>	<b>£2,015,762</b>	<b>21.7%</b>	<b>£1,656,303</b>	<b>109.3 %</b>	<b>£791,197</b>	<b>42.8 %</b>	<b>£553,925</b>	<b>- 41.5 %</b>	<b>£946,750</b>
	Bank Loans & Overdrafts and LTL	0	-	0	-	0	- 100 %	£2,614	- 19.7 %	£3,255
	Other Long Term Finance	0	-	0	-	0	-	0	-	0
	<b>Total Long Term Liabilities</b>	<b>0</b>	<b>-</b>	<b>0</b>	<b>-</b>	<b>0</b>	<b>- 100 %</b>	<b>£2,614</b>	<b>- 19.7 %</b>	<b>£3,255</b>

**DISCLAIMER** : This Report is **PRIVATE & CONFIDENTIAL** and it is prepared at the request of and for its use by the Subscriber only. The Subscriber shall use the contents of the Report merely as an aid to its business. Mira Inform Private Limited ("MIPL") has collated information/data in the Report, which have not been verified unless otherwise specifically mentioned in the Report. The Subscriber shall independently verify the accuracy and correctness of the information/data before in any way acting upon the same. MIPL shall not be liable for any harm, injury, loss or damage caused to the Subscriber due to default by the Subscriber's debtors/beneficiaries in fulfilling their obligations of any nature whatsoever. This Report or any of its portion shall not be used as a documentary evidence or otherwise before any investigative agencies or forum of law. This Report is confidential and proprietary to MIPL. The Subscriber and/or any other person(s) may not reproduce, publish or disclose any of the contents of the Report to others without the express authorization of MIPL. This Report is prepared and issued to the Subscriber without any risk, responsibility or liability on the part of MIPL or its officials.






**PHARMA BIOTECH SYSTEM COMPONENTS LIMITED - 518349**

**PAGE NO. : 9**





Capital & Reserves

	Date Of Accounts	31/03/17	(%)	31/03/16	(%)	31/03/15	(%)	31/03/14	(%)	31/03/13
	Called Up Share Capital	£1	-	£1	-	£1	-	£1	-	£1
	P & L Account Reserve	£1,392,836	84%	£757,143	43.8%	£526,413	-31.1%	£763,518	-1%	£771,598
	Revaluation Reserve	-	-	-	-	-	-	-	-	-
	Sundry Reserves	-	-	-	-	-	-	-	-	-
	<b>Shareholder Funds</b>	<b>£1,392,837</b>	<b>84%</b>	<b>£757,144</b>	<b>43.8%</b>	<b>£526,414</b>	<b>-31.1%</b>	<b>£763,519</b>	<b>-1%</b>	<b>£771,599</b>

Other Financial Items

	Date Of Accounts	31/03/17	(%)	31/03/16	(%)	31/03/15	(%)	31/03/14	(%)	31/03/13
	Net Worth	£1,392,837	84%	£757,144	43.8%	£526,414	-31.1%	£763,519	-1%	£771,599
	Working Capital	£1,374,349	87%	£734,840	49%	£493,289	-32.4%	£730,131	-0.2%	£731,248
	Total Assets	£3,408,599	41.2%	£2,413,447	83.2%	£1,317,611	-0.2%	£1,320,058	-23.3%	£1,721,604
	Total Liabilities	£2,015,762	21.7%	£1,656,303	109.3%	£791,197	42.2%	£556,539	-41.4%	£950,005
	Net Assets	£1,392,837	84%	£757,144	43.8%	£526,414	-31.1%	£763,519	-1%	£771,599



Cash Flow

	Date Of Accounts	31/03/17	(%)	31/03/16	(%)	31/03/15	(%)	31/03/14	(%)	31/03/13
	Net Cashflow from Operations	-	-	-	-	-	-	-	-	-
	Net Cashflow before Financing	-	-	-	-	-	-	-	-	-
	Net Cashflow from Financing	-	-	-	-	-	-	-	-	-
	Increase in Cash	-	-	-	-	-	-	-	-	-















Miscellaneous

	Date Of Accounts	31/03/17	(%)	31/03/16	(%)	31/03/15	(%)	31/03/14	(%)	31/03/13
--	------------------	----------	-----	----------	-----	----------	-----	----------	-----	----------

**DISCLAIMER** : This Report is **PRIVATE & CONFIDENTIAL** and it is prepared at the request of and for its use by the Subscriber only. The Subscriber shall use the contents of the Report merely as an aid to its business. Mira Inform Private Limited ("MIPL") has collated information/data in the Report, which have not been verified unless otherwise specifically mentioned in the Report. The Subscriber shall independently verify the accuracy and correctness of the information/data before in any way acting upon the same. MIPL shall not be liable for any harm, injury, loss or damage caused to the Subscriber due to default by the Subscriber's debtors/beneficiaries in fulfilling their obligations of any nature whatsoever. This Report or any of its portion shall not be used as a documentary evidence or otherwise before any investigative agencies or forum of law. This Report is confidential and proprietary to MIPL. The Subscriber and/or any other person(s) may not reproduce, publish or disclose any of the contents of the Report to others without the express authorization of MIPL. This Report is prepared and issued to the Subscriber without any risk, responsibility or liability on the part of MIPL or its officials.

	Contingent Liability	NO	-	NO	-	NO	-	NO	-	NO
	Capital Employed	£1,392,837	84%	£757,144	43.8%	£526,414	-	£766,133	-	£774,854
	Number of Employees	33	-	-	-	-	-	-	-	-
	Accountants	WALKERS ACCOUNTANTS LIMITED								
	Auditors									
	Auditor Comments	The company is exempt from audit								
	Bankers									
	Bank Branch Code									

**Ratios**

	Date Of Accounts	31/03/17	31/03/16	31/03/15	31/03/14	31/03/13
	Pre-tax profit margin %	-	-	-	-	-
	Current ratio	1.68	1.44	1.62	2.32	1.77
	Sales/Net Working Capital	-	-	-	-	-
	Gearing %	0	0	0	0.30	0.40
	Equity in %	40.90	31.40	40	57.80	44.80
	Creditor Days	-	-	-	-	-
	Debtor Days	-	-	-	-	-
	Liquidity/Acid Test	1.48	1.13	0.92	1.64	1.39
	Return On Capital Employed %	-	-	-	-	-
	Return On Total Assets Employed %	-	-	-	-	-
	Current Debt Ratio	1.44	2.18	1.50	0.72	1.22
	Total Debt Ratio	1.44	2.18	1.50	0.72	1.23
	Stock Turnover Ratio %	-	-	-	-	-
	Return on Net Assets Employed %	-	-	-	-	-

**Report Notes**

There are no notes to display.

**Status History**

No Status History found

## **EVENT HISTORY**

Date	Description
21/11/2017	Payment Data Update Received
20/11/2017	New Accounts Filed
20/11/2017	New Accounts Filed
14/08/2017	Confirmation Statement
10/03/2017	Payment Data Update Received
17/01/2017	Payment Data Update Received
14/12/2016	New Accounts Filed
13/12/2016	Payment Data Update Received
19/07/2016	Annual Returns
10/06/2016	Annual Returns
20/11/2015	New Accounts Filed
14/06/2015	Annual Returns
20/12/2014	New Accounts Filed
27/06/2014	Annual Returns
22/08/2013	New Accounts Filed

### Previous Company Names

No Previous Names found

### Writ Details

No writs found

### Statistics

<b>Group</b>	2 companies
<b>Linkages</b>	0 companies
<b>Countries</b>	In 0 countries

### Summary

<b>Holding Company</b>	TAKAHE HOLDINGS LTD
<b>Ownership Status</b>	Wholly Owned
<b>Ultimate Holding Company</b>	TAKAHE HOLDINGS LTD

## **GROUP STRUCTUREFULL**

Company Name	Registered Number	Latest Key Financials	Consol. Accounts	Turnover
TAKAHE HOLDINGS LTD	10463404	-	N	

**DISCLAIMER** : This Report is **PRIVATE & CONFIDENTIAL** and it is prepared at the request of and for its use by the Subscriber only. The Subscriber shall use the contents of the Report merely as an aid to its business. Mira Inform Private Limited ("MIPL") has collated information/data in the Report, which have not been verified unless otherwise specifically mentioned in the Report. The Subscriber shall independently verify the accuracy and correctness of the information/data before in any way acting upon the same. MIPL shall not be liable for any harm, injury, loss or damage caused to the Subscriber due to default by the Subscriber's debtors/beneficiaries in fulfilling their obligations of any nature whatsoever. This Report or any of its portion shall not be used as a documentary evidence or otherwise before any investigative agencies or forum of law. This Report is confidential and proprietary to MIPL. The Subscriber and/or any other person(s) may not reproduce, publish or disclose any of the contents of the Report to others without the express authorization of MIPL. This Report is prepared and issued to the Subscriber without any risk, responsibility or liability on the part of MIPL or its officials.

PHARMA BIOTECH SYSTEM...	05144311	31.03.2017	N	
--------------------------	----------	------------	---	--

## **MORTGAGE DETAILS**

<b>Mortgage Type:</b>			
<b>Date Charge Created:</b>	07/02/17		
<b>Date Charge Registered:</b>	23/02/17		
<b>Date Charge Satisfied:</b>	-		
<b>Status:</b>	OUTSTANDING		
<b>Person(s) Entitled:</b>	CERRIG HOLDINGS LIMITED, TRUSTEE OF THE TE KAPA TRUST;		
<b>Amount Secured:</b>			
<b>Details:</b>	CONTAINS FIXED CHARGE.CONTAINS FLOATINGCHARGE.FLOATING CHARGE COVERS ALL THE PROPERTY OR UNDERTAKING OF THE COMPANY.CONTAINS NEGATIVE PLEDGE.		
<b>Mortgage Type:</b>			
<b>Date Charge Created:</b>	24/06/16		
<b>Date Charge Registered:</b>	29/06/16		
<b>Date Charge Satisfied:</b>	13/12/17		
<b>Status:</b>	SATISFIED		
<b>Person(s) Entitled:</b>	NATIONAL WESTMINSTER BANK PLC;		
<b>Amount Secured:</b>			
<b>Details:</b>	CONTAINS FIXED CHARGE.CONTAINS NEGATIVEPLEDGE.		
<b>Mortgage Type:</b>			
<b>Date Charge Created:</b>	24/06/16		
<b>Date Charge Registered:</b>	28/06/16		
<b>Date Charge Satisfied:</b>	13/12/17		
<b>Status:</b>	SATISFIED		
<b>Person(s) Entitled:</b>	NATIONAL WESTMINSTER BANK PLC;		
<b>Amount Secured:</b>			
<b>Details:</b>	CONTAINS FIXED CHARGE.CONTAINS NEGATIVEPLEDGE.		
<b>Mortgage Type:</b>			
<b>Date Charge Created:</b>	04/12/15		
<b>Date Charge Registered:</b>	07/12/15		
<b>Date Charge Satisfied:</b>	-		
<b>Status:</b>	OUTSTANDING		
<b>Person(s) Entitled:</b>	NATIONAL WESTMINSTER BANK PLC;		
<b>Amount Secured:</b>			
<b>Details:</b>	CONTAINS FIXED CHARGE.CONTAINS NEGATIVEPLEDGE.		
<b>Mortgage Type:</b>	DEBENTURE		
<b>Date Charge Created:</b>	15/03/12		
<b>Date Charge Registered:</b>	17/03/12		
<b>Date Charge Satisfied:</b>	-		
<b>Status:</b>	OUTSTANDING		
<b>Person(s) Entitled:</b>	PLOVER HOLDINGS LIMITED		

<b>Amount Secured:</b>	ALL MONIES DUE OR TO BECOME DUE FROM THE COMPANY TO THE CHARGE ON ANY ACCOUNT WHATSOEVER		
<b>Details:</b>	FIXED AND FLOATING CHARGE OVER THE UNDERTAKING AND ALL PROPERTY AND ASSETS PRESENT AND FUTURE, INCLUDING GOODWILL, BOOKDEBTS, UNCALLED CAPITAL, BUILDINGS, FIXTURES, FIXED PLANT & MACHINERY		
<b>Mortgage Type:</b>	CHARGE OF DEPOSIT		
<b>Date Charge Created:</b>	20/04/09		
<b>Date Charge Registered:</b>	23/04/09		
<b>Date Charge Satisfied:</b>	02/10/14		
<b>Status:</b>	SATISFIED		
<b>Person(s) Entitled:</b>	NATIONAL WESTMINSTER BANK PLC;		
<b>Amount Secured:</b>			
<b>Details:</b>	ALL DEPOSITS NOW AND IN THE FUTURE CREDITED TO ACCOUNT DESIGNATION 140/01/64390152 WITH THE BANK AND ANY DEPOSIT OR ACCOUNT OF ANY OTHER CURRENCY DESCRIPTION OR DESIGNATION WHICH DERIVES IN WHOLE OR IN PART FROM SUCH DEPOSITS OR ACCOUNT		
<b>Mortgage Type:</b>	LEGAL AND GENERAL CHARGE		
<b>Date Charge Created:</b>	20/12/07		
<b>Date Charge Registered:</b>	04/01/08		
<b>Date Charge Satisfied:</b>	15/10/14		
<b>Status:</b>	SATISFIED		
<b>Person(s) Entitled:</b>	ABBNEY NATIONAL PLC;		
<b>Amount Secured:</b>			
<b>Details:</b>	LAND LYING TO THE SOUTH EAST SIDE OF LEEDS ROAD HUDDERSFIELD STOCK IN TRADE ANDPLANT BOOK DEBTSSEE THE MORTGAGE CHARGE DOCUMENT FOR FULL DETAILS		

## **PREVIOUS DIRECTOR/COMPANY SECRETARIES**

Name	Current Active Appointments		Previous Appointments	Dissolved Companies
Gillian Margaret Hunter	1		4	8
<b>Total Persons With Significant Control</b>	0	<b>Total Statements</b>	1	
<b>Active</b>	0	<b>Active</b>	1	
<b>Ceased</b>	0	<b>Ceased</b>	0	

Active Persons With Significant Control

No Active Persons With Significant Control To Display

Ceased Persons With Significant Control

No Ceased Persons With Significant Control To Display

Active Statements

**DISCLAIMER** : This Report is **PRIVATE & CONFIDENTIAL** and it is prepared at the request of and for its use by the Subscriber only. The Subscriber shall use the contents of the Report merely as an aid to its business. Mira Inform Private Limited ("MIPL") has collated information/data in the Report, which have not been verified unless otherwise specifically mentioned in the Report. The Subscriber shall independently verify the accuracy and correctness of the information/data before in any way acting upon the same. MIPL shall not be liable for any harm, injury, loss or damage caused to the Subscriber due to default by the Subscriber's debtors/beneficiaries in fulfilling their obligations of any nature whatsoever. This Report or any of its portion shall not be used as a documentary evidence or otherwise before any investigative agencies or forum of law. This Report is confidential and proprietary to MIPL. The Subscriber and/or any other person(s) may not reproduce, publish or disclose any of the contents of the Report to others without the express authorization of MIPL. This Report is prepared and issued to the Subscriber without any risk, responsibility or liability on the part of MIPL or its officials.

<b>Statement</b>	The company has not yet completed taking reasonable steps to find out if there is anyone who is a registrable person or a registrable relevant legal entity in relation to the company		
<b>Notified On</b>	08/07/2016		

**Ceased Statements**

No Ceased Statements To Display	
<b>Average Invoice Value</b>	£53.05
<b>Invoices available</b>	30
<b>Paid</b>	30
<b>Outstanding</b>	0
Trade Payment Data is information that we collect from selected third party partners who send us information about their whole sales ledger.	

	<b>Within Terms</b>	<b>0-30 Days</b>	<b>31-60 Days</b>	<b>61-90 Days</b>	<b>91+ Days</b>
<b>Paid</b>	5	18	5	1	1
<b>Outstanding</b>	0	0	0	0	0

**FOREIGN EXCHANGE RATES**

Currency	Unit	Indian Rupees
US Dollar	1	INR 68.87
UK Pound	1	INR 91.14
Euro	1	INR 80.63
GBP	1	INR 91.54

**Note :** Above are approximate rates obtained from sources believed to be correct

**INFORMATION DETAILS**

Analysis Done by :	VIV
Report Prepared by :	DNS

**DISCLAIMER :** This Report is **PRIVATE & CONFIDENTIAL** and it is prepared at the request of and for its use by the Subscriber only. The Subscriber shall use the contents of the Report merely as an aid to its business. Mira Inform Private Limited ("MIPL") has collated information/data in the Report, which have not been verified unless otherwise specifically mentioned in the Report. The Subscriber shall independently verify the accuracy and correctness of the information/data before in any way acting upon the same. MIPL shall not be liable for any harm, injury, loss or damage caused to the Subscriber due to default by the Subscriber's debtors/beneficiaries in fulfilling their obligations of any nature whatsoever. This Report or any of its portion shall not be used as a documentary evidence or otherwise before any investigative agencies or forum of law. This Report is confidential and proprietary to MIPL. The Subscriber and/or any other person(s) may not reproduce, publish or disclose any of the contents of the Report to others without the express authorization of MIPL. This Report is prepared and issued to the Subscriber without any risk, responsibility or liability on the part of MIPL or its officials.

**RATING EXPLANATIONS**

Credit Rating	Explanation	Rating Comments
A++	Minimum Risk	Business dealings permissible with minimum risk of default
A+	Low Risk	Business dealings permissible with low risk of default
A	Acceptable Risk	Business dealings permissible with moderate risk of default
B	Medium Risk	Business dealings permissible on a regular monitoring basis
C	Medium High Risk	Business dealings permissible preferably on secured basis
D	High Risk	Business dealing not recommended or on secured terms only
NB	New Business	No recommendation can be done due to business in infancy stage
NT	No Trace	No recommendation can be done as the business is not traceable

NB is stated where there is insufficient information to facilitate rating. However, it is not to be considered as unfavourable.

This score serves as a reference to assess SC's credit risk and to set the amount of credit to be extended. It is calculated from a composite of weighted scores obtained from each of the major sections of this report. The assessed factors are as follows:

- Financial condition covering various ratios
- Company background and operations size
- Promoters / Management background
- Payment record
- Litigation against the subject
- Industry scenario / competitor analysis
- Supplier / Customer / Banker review (wherever available)