

MIRA INFORM REPORT

Report No. :	518822
Report Date :	10.07.2018

IDENTIFICATION DETAILS

Name :	CKP PRODUCTS LIMITED (w.e.f. 03.08.2016)
Formerly Known As :	CKP PRODUCTS PRIVATE LIMITED (w.e.f. 14.07.2016) JAI MAHA OIL DEPOT PRIVATE LIMITED
Registered Office :	906, 9 th Floor, Jay Antariksh 13/14, Andheri Kurla Road, Makwana Road, Marol Naka, Andheri (East), Mumbai – 400059, Maharashtra
Tel. No.:	91-22-49749802
Country :	India
Financials (as on) :	31.03.2018
Date of Incorporation :	18.07.2014
CIN No.: [Company Identification No.]	L74900MH2014PLC256151
Capital Investment / Paid-up Capital :	INR 40.230 Million
PAN No.: [Permanent Account No.]	AADCJ3477C
GSTN : [Goods & Service Tax Registration No.]	27AADCJ3477C1ZN
Legal Form :	A Public Limited Liability Company. The Company's Shares are Listed on the Stock Exchanges.
Line of Business :	Trader and Supplier of Refined edible oil, Palm Oil, Sunflower Oil, Soya bean Oil, Rice and Pulses and various Agro Products. (Registered activity and also Confirmed by management)
No. of Employees :	20 (Approximately)

RATING & COMMENTS

(Mira Inform has adopted New Rating mechanism w.e.f. 23rd January 2017)

MIRA's Rating :

A

Credit Rating	Explanation	Rating Comments
A	Acceptable Risk	Business dealings permissible with moderate risk of default

Maximum Credit Limit :	USD 380000
Status :	Satisfactory
Payment Behaviour :	Usually correct
Litigation :	Clear
Comments :	<p>Subject was incorporated in the year 2014. It is engaged in trading of refined edible oil, palm oil, sunflower oil, soya bean oil, rice and pulses.</p> <p>For the financial year 2018, the company has achieved revenue growth of 15.63% as compared to the previous year along with a decent profit margin of 0.94%.</p> <p>The satisfactory financial risk profile of the company is marked by sufficient net worth base along with low debt balance sheet profile.</p> <p>Rating takes into consideration the extensive experience of company's promoters in the trading business and well-established relationships with suppliers and customers.</p> <p>Payment seems to be usually correct.</p> <p>In view of aforesaid, the company can be considered for business dealings at usual trade terms and conditions.</p> <p>Note: The company is not listed on BSE and has not traded on NSE since last 30 days.</p>

NOTES :

Any query related to this report can be made on e-mail : infodept@mirainform.com while quoting report number, name and date.

ECGC Country Risk Classification List

Country Name	Previous Rating (31.12.2017)	Current Rating (01.04.2018)
--------------	---------------------------------	--------------------------------

DISCLAIMER : This Report is **PRIVATE & CONFIDENTIAL** and it is prepared at the request of and for its use by the Subscriber only. The Subscriber shall use the contents of the Report merely as an aid to its business. Mira Inform Private Limited ("MIPL") has collated information/data in the Report, which have not been verified unless otherwise specifically mentioned in the Report. The Subscriber shall independently verify the accuracy and correctness of the information/data before in any way acting upon the same. MIPL shall not be liable for any harm, injury, loss or damage caused to the Subscriber due to default by the Subscriber's debtors/beneficiaries in fulfilling their obligations of any nature whatsoever. This Report or any of its portion shall not be used as a documentary evidence or otherwise before any investigative agencies or forum of law. This Report is confidential and proprietary to MIPL. The Subscriber and/or any other person(s) may not reproduce, publish or disclose any of the contents of the Report to others without the express authorization of MIPL. This Report is prepared and issued to the Subscriber without any risk, responsibility or liability on the part of MIPL or its officials.

CKP PRODUCTS LIMITED - 518822

PAGE NO. : 3

India	A1	A1
-------	----	----

Risk Category	ECGC Classification
Insignificant	A1
Low Risk	A2
Moderately Low Risk	B1
Moderate Risk	B2
Moderately High Risk	C1
High Risk	C2
Very High Risk	D

EXTERNAL AGENCY RATING

Rating Agency Name	INDIA RATING
Rating	Long Term Loans = BBB-
Rating Explanation	Moderate degree of safety and moderate credit risk.
Date	15.02.2018
Rating Agency Name	INDIA RATING
Rating	Short Term Loans = A3
Rating Explanation	Moderate degree of safety and higher credit risk.
Date	15.02.2018

RBI DEFAULTERS' LIST STATUS

Subject's name is not enlisted as a defaulter in the publicly available RBI Defaulters' list.

EPF (Employee Provident Fund) DEFAULTERS' LIST STATUS

Subject's name is not enlisted as a defaulter in the publicly available EPF (Employee Provident Fund) Defaulters' list as of 31-03-2018

BIFR (Board for Industrial & Financial Reconstruction) LISTING STATUS

Subject's name is not listed as a Sick Unit in the publicly available BIFR (Board for Industrial & Financial Reconstruction) list as of 10.07.2018

IBBI (Insolvency and Bankruptcy Board of India) LISTING STATUS

Subject's name is not listed in the publicly available IBBI (Insolvency and Bankruptcy Board of India) list as of report date.

INFORMATION PARTED BY (GENERAL DETAILS)

Name :	Mr. Bhupendra
Designation :	Accountant
Contact No.:	91-7021874215
Date :	06.07.2018

LOCATIONS

Registered Office :	906, 9 th Floor, Jay Antariksh 13/14, Andheri Kurla Road, Makwana Road, Marol Naka, Andheri (East), Mumbai – 400059, Maharashtra, India
Tel. No.:	91-22-49749802
Mobile No.:	91-7021874215 (Mr. Bhupendra)
Fax No.:	Not Available
E-Mail :	info@ckpproducts.in bhupesh@ckpproducts.in
Website :	http://www.ckpproducts.in
Area :	15000 Sq. Ft.
Location :	Rented
Locality :	Commercial
Warehouse :	Shatrunjay Heights, Near Maxus Mall, Bhayander (West), Mumbai – 401101, Maharashtra, India

DIRECTORS

As on 31.03.2018

Name :	Mr. Sagar Prakash Karwa
Designation :	Director
Address :	Kasar Galli, Dharangaon – 425105, Maharashtra, India
Date of Appointment :	01.09.2016
DIN No.:	02708768
Name :	Mr. Chanakya Arvind Dhanda
Designation :	Director
Address :	Runwal Park, Bungalow No 1st Road, Chembur, Mumbai – 400071, Maharashtra, India
Date of Appointment :	04.04.2017
DIN No.:	02709047
Name :	Mr. Prafulla Subhashchandra Bhat
Designation :	Director
Address :	8/2306, Sky Flama, Dosti Flamingos, China Mil Compound, T. J Marg, Parel - Sew Ree, Mumbai – 400015, Maharashtra, India
Date of Birth/Age :	04.06.1986
Date of Appointment :	18.07.2014
PAN No.:	AMEPB0155F
DIN No.:	06604513
Name :	Mr. Vishal Mukesh Ahuja
Designation :	Director
Address :	Flat No-B-802, Ravechi Heights Plot No. 25, Sector - 07, Kharghar, Navi Mumbai – 410210, Maharashtra, India
Date of Birth/Age :	14.09.1987
Date of Appointment :	13.06.2016
DIN No.:	07427944
Name :	Ms. Chandni Kunal Shah
Designation :	Director
Address :	D/602, Mota Nagar, Andheri Kurla Road, Chakala, Mumbai – 400099, Maharashtra, India
Date of Appointment :	01.09.2016
DIN No.:	07570532

KEY EXECUTIVES

Name :	Mr. Dhritish Arvind Kapadia
Designation :	Chief Executive Officer

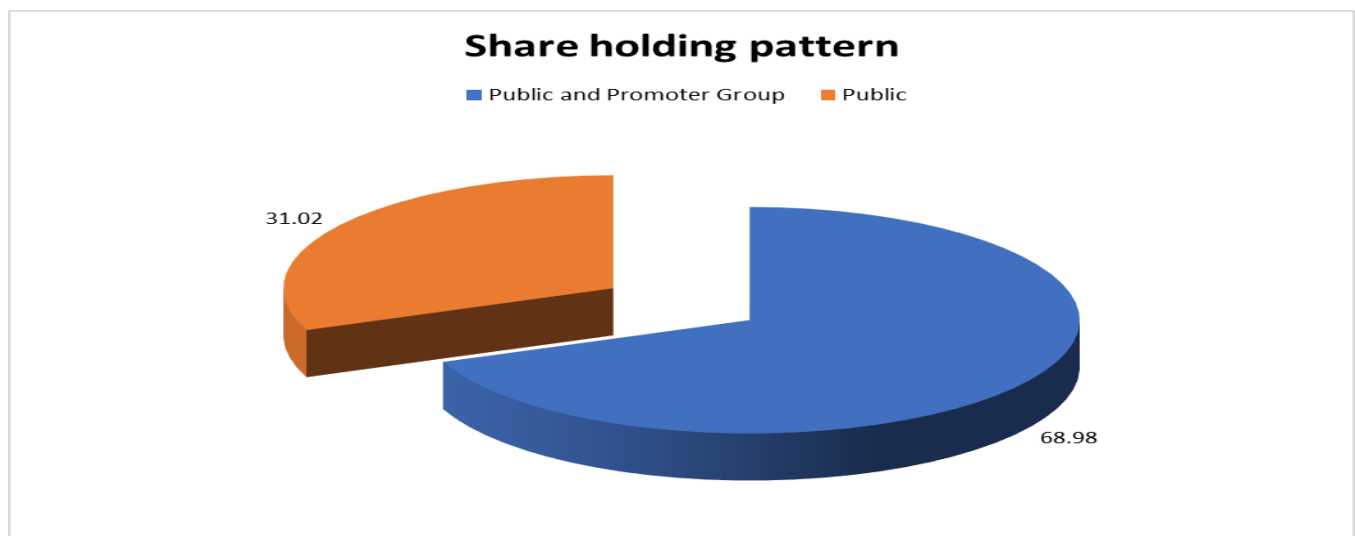
DISCLAIMER : This Report is **PRIVATE & CONFIDENTIAL** and it is prepared at the request of and for its use by the Subscriber only. The Subscriber shall use the contents of the Report merely as an aid to its business. Mira Inform Private Limited ("MIPL") has collated information/data in the Report, which have not been verified unless otherwise specifically mentioned in the Report. The Subscriber shall independently verify the accuracy and correctness of the information/data before in any way acting upon the same. MIPL shall not be liable for any harm, injury, loss or damage caused to the Subscriber due to default by the Subscriber's debtors/beneficiaries in fulfilling their obligations of any nature whatsoever. This Report or any of its portion shall not be used as a documentary evidence or otherwise before any investigative agencies or forum of law. This Report is confidential and proprietary to MIPL. The Subscriber and/or any other person(s) may not reproduce, publish or disclose any of the contents of the Report to others without the express authorization of MIPL. This Report is prepared and issued to the Subscriber without any risk, responsibility or liability on the part of MIPL or its officials.

Address :	B-18, Damodar Bhavan, V.P. Road, Vileparle West, Mumbai- 400056, Maharashtra, India
Date of Appointment :	01.04.2016
PAN No.:	AQHPK4637Q
Name :	Mr. Bhupesh Jaswant Jain
Designation :	Chief Finance Officer
Address :	Omkar Building, Room No. 04,05,06 MIDC Road, Opposite Aththi Hotel, Hutatma Chowk, Badlapur – 421503, Maharashtra, India
Date of Appointment :	02.07.2016
PAN No.:	AOSPJ6287L
Name :	Ms. Diviya Kumari Mahalingam Nadar
Designation :	Company Secretary
Address :	A/4, New Indiana Building, Chakala, Andheri Kurla, Andheri (East), Mumbai – 400093, Maharashtra, India
Date of Appointment :	01.06.2018
PAN No.:	AJKPN2313E

MAJOR SHAREHOLDERS / SHAREHOLDING PATTERN

As on March, 2018

Names of Shareholders	No. of Shares	%age
Public and Promoter Group	2774964	68.98
Public	1248036	31.02
Total	4023000	100.00



DISCLAIMER : This Report is **PRIVATE & CONFIDENTIAL** and it is prepared at the request of and for its use by the Subscriber only. The Subscriber shall use the contents of the Report merely as an aid to its business. Mira Inform Private Limited ("MIPL") has collated information/data in the Report, which have not been verified unless otherwise specifically mentioned in the Report. The Subscriber shall independently verify the accuracy and correctness of the information/data before in any way acting upon the same. MIPL shall not be liable for any harm, injury, loss or damage caused to the Subscriber due to default by the Subscriber's debtors/beneficiaries in fulfilling their obligations of any nature whatsoever. This Report or any of its portion shall not be used as a documentary evidence or otherwise before any investigative agencies or forum of law. This Report is confidential and proprietary to MIPL. The Subscriber and/or any other person(s) may not reproduce, publish or disclose any of the contents of the Report to others without the express authorization of MIPL. This Report is prepared and issued to the Subscriber without any risk, responsibility or liability on the part of MIPL or its officials.

BUSINESS DETAILS

Line of Business :	Trader and Supplier of Refined edible oil, Palm Oil, Sunflower Oil, Soya bean Oil, Rice and Pulses and various Agro Products. (Registered activity and also Confirmed by management)	
Products :	NIC Code No.	Product Description
	46305	Wholesale of Edible oil
Brand Names :	Not Available	
Agencies Held :	Not Available	
Exports :	Not Divulged	
Imports :	Not Divulged	
Terms :		
Selling :	Cash, L/C, Cheque	
Purchasing :	Cash, L/C, Cheque	

PRODUCTION STATUS NOT AVAILABLE

GENERAL INFORMATION

Suppliers :	<ul style="list-style-type: none"> Ruchi Soya Industries Limited Liberty Oil Mill Limited 	
Customers :	Wholesalers, Retailers <ul style="list-style-type: none"> Nav Maharashtra Chakan Oil Mills Limited Pranav agro industries Limited 	
No. of Employees :	20 (Approximately)	
Bankers :	Bank Name	ICICI Bank Limited
	Branch	215, Free Press House, Free Press Marg, Nariman Point, Mumbai - 400021, Maharashtra, India
	Person Name (With Designation)	--
	Contact Number	91-22-33667777 / 22843328 (Ringling)
	Name of Account Holder	--
	Account Number	--

DISCLAIMER : This Report is **PRIVATE & CONFIDENTIAL** and it is prepared at the request of and for its use by the Subscriber only. The Subscriber shall use the contents of the Report merely as an aid to its business. Mira Inform Private Limited ("MIPL") has collated information/data in the Report, which have not been verified unless otherwise specifically mentioned in the Report. The Subscriber shall independently verify the accuracy and correctness of the information/data before in any way acting upon the same. MIPL shall not be liable for any harm, injury, loss or damage caused to the Subscriber due to default by the Subscriber's debtors/beneficiaries in fulfilling their obligations of any nature whatsoever. This Report or any of its portion shall not be used as a documentary evidence or otherwise before any investigative agencies or forum of law. This Report is confidential and proprietary to MIPL. The Subscriber and/or any other person(s) may not reproduce, publish or disclose any of the contents of the Report to others without the express authorization of MIPL. This Report is prepared and issued to the Subscriber without any risk, responsibility or liability on the part of MIPL or its officials.

	Account Since (Date/Year of Account Opening)	--	
	Average Balance Maintained (If Possible)	--	
	Credit Facilities Enjoyed (If any)	--	
	Account Operation	--	
	Remarks (If any)	--	
	<ul style="list-style-type: none"> Allahabad Bank Andheri East Branch, Dharam Krupa Building, Old Nagardas Road, Andheri (East), Mumbai – 400069, Maharashtra, India 		
Facilities :	Secured Loan	31.03.2018 (INR in Million)	31.03.2017 (INR in Million)
	Long-term Borrowings		
	Vehicle Loans		
	From Banks	0.000	0.247
	Short-term Borrowings		
	Loan Repayable on demand		
	Cash Credit Facility from Bank (Secured by charge on entire current assets of the company)	39.876	45.438
	Total	39.876	45.685

Auditors :	
Name :	R T Jain and Company Chartered Accountants
Address :	Lotus Building, 2 nd Floor, 59, Mohamedali Road, Mumbai – 400003, Maharashtra, India
Tel. No.:	91-22-23465218/23464955
Website:	www.rtjainandco.com
E-Mail :	rtjain.ca@yahoo.co.in
Membership No :	139447
Memberships :	Not Available
Collaborators :	Not Available
Associates companies :	<ul style="list-style-type: none"> Atal Buildcon Private Limited Laxmidas Enterprises
Subsidiary companies :	<ul style="list-style-type: none"> Eternite Trading FZE Wiseman commodities Sbn Bhd

CAPITAL STRUCTURE

As on 31.03.2018

Authorised Capital :

No. of Shares	Type	Value	Amount
4250000	Equity Shares	INR 10/- each	INR 42.500 Million

Issued, Subscribed & Paid-up Capital :

No. of Shares	Type	Value	Amount
4023000	Equity Shares	INR 10/- each	INR 40.230 Million

FINANCIAL DATA
[all figures are in INR Million]

ABRIDGED BALANCE SHEET (STANDALONE)

SOURCES OF FUNDS	31.03.2018	31.03.2017	31.03.2016
I. EQUITY AND LIABILITIES			
(1) Shareholders' Funds			
(a) Share Capital	40.230	27.750	7.500
(b) Reserves & Surplus	94.290	33.874	10.343
(c) Money received against share warrants	0.000	0.000	0.000
(2) Share Application money pending allotment	0.000	0.000	0.000
Total Shareholders' Funds (1) + (2)	134.520	61.624	17.843
(3) Non-Current Liabilities			
(a) long-term borrowings	0.000	0.247	9.996
(b) Deferred tax liabilities (Net)	0.000	0.000	0.000
(c) Other long term liabilities	0.000	0.000	0.000
(d) long-term provisions	0.000	0.000	0.000
Total Non-current Liabilities (3)	0.000	0.247	9.996
(4) Current Liabilities			
(a) Short term borrowings	45.876	45.438	44.451
(b) Trade payables	78.899	7.254	47.216
(c) Other current liabilities	4.722	30.973	3.372
(d) Short-term provisions	14.269	6.778	5.228
Total Current Liabilities (4)	143.766	90.443	100.267
TOTAL	278.286	152.314	128.106
II. ASSETS			
(1) Non-current assets			
(a) Fixed Assets			
(i) Tangible assets	0.685	1.369	0.854
(ii) Intangible Assets	0.103	0.154	0.205
(iii) Capital work-in-progress	0.000	0.000	0.000
(iv) Intangible assets under development	0.000	0.000	0.000
(b) Non-current Investments	17.722	0.435	0.255
(c) Deferred tax assets (net)	0.111	0.032	0.100

DISCLAIMER : This Report is **PRIVATE & CONFIDENTIAL** and it is prepared at the request of and for its use by the Subscriber only. The Subscriber shall use the contents of the Report merely as an aid to its business. Mira Inform Private Limited ("MIPL") has collated information/data in the Report, which have not been verified unless otherwise specifically mentioned in the Report. The Subscriber shall independently verify the accuracy and correctness of the information/data before in any way acting upon the same. MIPL shall not be liable for any harm, injury, loss or damage caused to the Subscriber due to default by the Subscriber's debtors/beneficiaries in fulfilling their obligations of any nature whatsoever. This Report or any of its portion shall not be used as a documentary evidence or otherwise before any investigative agencies or forum of law. This Report is confidential and proprietary to MIPL. The Subscriber and/or any other person(s) may not reproduce, publish or disclose any of the contents of the Report to others without the express authorization of MIPL. This Report is prepared and issued to the Subscriber without any risk, responsibility or liability on the part of MIPL or its officials.

CKP PRODUCTS LIMITED - 518822

PAGE NO. : 11

(d) Long-term Loan and Advances	0.000	0.000	0.000
(e) Other Non-current assets	4.685	2.444	2.444
Total Non-Current Assets	23.306	4.434	3.858
(2) Current assets			
(a) Current investments	0.000	0.000	0.000
(b) Inventories	20.948	2.280	2.136
(c) Trade receivables	156.832	71.772	117.896
(d) Cash and cash equivalents	7.865	6.817	1.424
(e) Short-term loans and advances	69.325	67.011	2.792
(f) Other current assets	0.010	0.000	0.000
Total Current Assets	254.980	147.880	124.248
TOTAL	278.286	152.314	128.106

PROFIT & LOSS ACCOUNT (STANDALONE)

	PARTICULARS	31.03.2018	31.03.2017	31.03.2016
	SALES			
	Income	1695.878	1466.580	714.101
	Other Income	0.041	0.197	0.436
	TOTAL	1695.919	1466.777	714.537
Less	EXPENSES			
	Cost of Materials Consumed			
	Purchases of Stock-in-Trade	1673.101	1433.549	697.528
	Changes in inventories of finished goods, work-in-progress and Stock-in-Trade	(18.668)	(0.144)	(2.136)
	Employees benefits expense	4.496	3.736	0.830
	Other expenses	3.279	2.894	1.225
	TOTAL	1662.208	1440.035	697.447
	PROFIT/ (LOSS) BEFORE INTEREST, TAX, DEPRECIATION AND AMORTISATION	33.711	26.742	17.090
Less	FINANCIAL EXPENSES	9.656	6.204	0.963
	PROFIT / (LOSS) BEFORE TAX, DEPRECIATION AND AMORTISATION	24.055	20.538	16.127
Less/ Add	DEPRECIATION/ AMORTISATION	0.735	0.392	0.617

DISCLAIMER : This Report is **PRIVATE & CONFIDENTIAL** and it is prepared at the request of and for its use by the Subscriber only. The Subscriber shall use the contents of the Report merely as an aid to its business. Mira Inform Private Limited ("MIPL") has collated information/data in the Report, which have not been verified unless otherwise specifically mentioned in the Report. The Subscriber shall independently verify the accuracy and correctness of the information/data before in any way acting upon the same. MIPL shall not be liable for any harm, injury, loss or damage caused to the Subscriber due to default by the Subscriber's debtors/beneficiaries in fulfilling their obligations of any nature whatsoever. This Report or any of its portion shall not be used as a documentary evidence or otherwise before any investigative agencies or forum of law. This Report is confidential and proprietary to MIPL. The Subscriber and/or any other person(s) may not reproduce, publish or disclose any of the contents of the Report to others without the express authorization of MIPL. This Report is prepared and issued to the Subscriber without any risk, responsibility or liability on the part of MIPL or its officials.

CKP PRODUCTS LIMITED - 518822

PAGE NO. : 12

	PROFIT/ (LOSS) BEFORE TAX	23.320	20.146	15.510
Less	TAX	7.412	6.864	5.128
	PROFIT/ (LOSS) AFTER TAX	15.908	13.282	10.382
	Earnings / (Loss) Per Share (INR)	4.07	5.26	13.84

CURRENT MATURITIES OF LONG TERM DEBT DETAILS

Particulars	31.03.2018	31.03.2017	31.03.2016
Current Maturities of Long term debt	0.302	0.348	0.257
Cash generated from operations	(33.606)	(4.123)	(50.588)
Net cash flow from operating activity	(33.606)	(9.351)	(50.588)

KEY RATIOS

EFFICIENCY RATIOS

PARTICULARS	31.03.2018	31.03.2017	31.03.2016
Average Collection Days (Sundry Debtors / Income * 365 Days)	33.75	17.86	60.26
Account Receivables Turnover (Income / Sundry Debtors)	10.81	20.43	6.06
Average Payment Days (Sundry Creditors / Purchases * 365 Days)	17.21	1.85	24.71
Inventory Turnover (Operating Income / Inventories)	1.61	11.73	8.00
Asset Turnover (Operating Income / Net Fixed Assets)	42.78	17.56	16.14

LEVERAGE RATIOS

PARTICULARS	31.03.2018	31.03.2017	31.03.2016
Debt Ratio ((Borrowing + Current Liabilities) / Total Assets)	0.52	0.60	0.86

DISCLAIMER : This Report is **PRIVATE & CONFIDENTIAL** and it is prepared at the request of and for its use by the Subscriber only. The Subscriber shall use the contents of the Report merely as an aid to its business. Mira Inform Private Limited ("MIPL") has collated information/data in the Report, which have not been verified unless otherwise specifically mentioned in the Report. The Subscriber shall independently verify the accuracy and correctness of the information/data before in any way acting upon the same. MIPL shall not be liable for any harm, injury, loss or damage caused to the Subscriber due to default by the Subscriber's debtors/beneficiaries in fulfilling their obligations of any nature whatsoever. This Report or any of its portion shall not be used as a documentary evidence or otherwise before any investigative agencies or forum of law. This Report is confidential and proprietary to MIPL. The Subscriber and/or any other person(s) may not reproduce, publish or disclose any of the contents of the Report to others without the express authorization of MIPL. This Report is prepared and issued to the Subscriber without any risk, responsibility or liability on the part of MIPL or its officials.

Debt Equity Ratio (Total Liability / Networth)	0.34	0.75	3.07
Current Liabilities to Networth (Current Liabilities / Net Worth)	1.07	1.47	5.62
Fixed Assets to Networth (Net Fixed Assets / Networth)	0.01	0.02	0.06
Interest Coverage Ratio (PBIT / Financial Charges)	3.49	4.31	17.75

PROFITABILITY RATIOS

PARTICULARS		31.03.2018	31.03.2017	31.03.2016
Net Profit Margin ((PAT / Sales) * 100)	%	0.94	0.91	1.45
Return on Total Assets ((PAT / Total Assets) * 100)	%	5.72	8.72	8.10
Return on Investment (ROI) ((PAT / Networth) * 100)	%	11.83	21.55	58.19

SOLVENCY RATIOS

PARTICULARS		31.03.2018	31.03.2017	31.03.2016
Current Ratio (Current Assets / Current Liabilities)		1.77	1.64	1.24
Quick Ratio ((Current Assets – Inventories) / Current Liabilities)		1.63	1.61	1.22
G-Score Ratio Financial (Networth / Total Assets)		0.48	0.40	0.14
G-Score Ratio Debt (Debts / Equity Capital)		1.15	1.66	7.29
G-Score Ratio Liquidity (Total Current Assets / Total Current Liabilities)		1.77	1.64	1.24

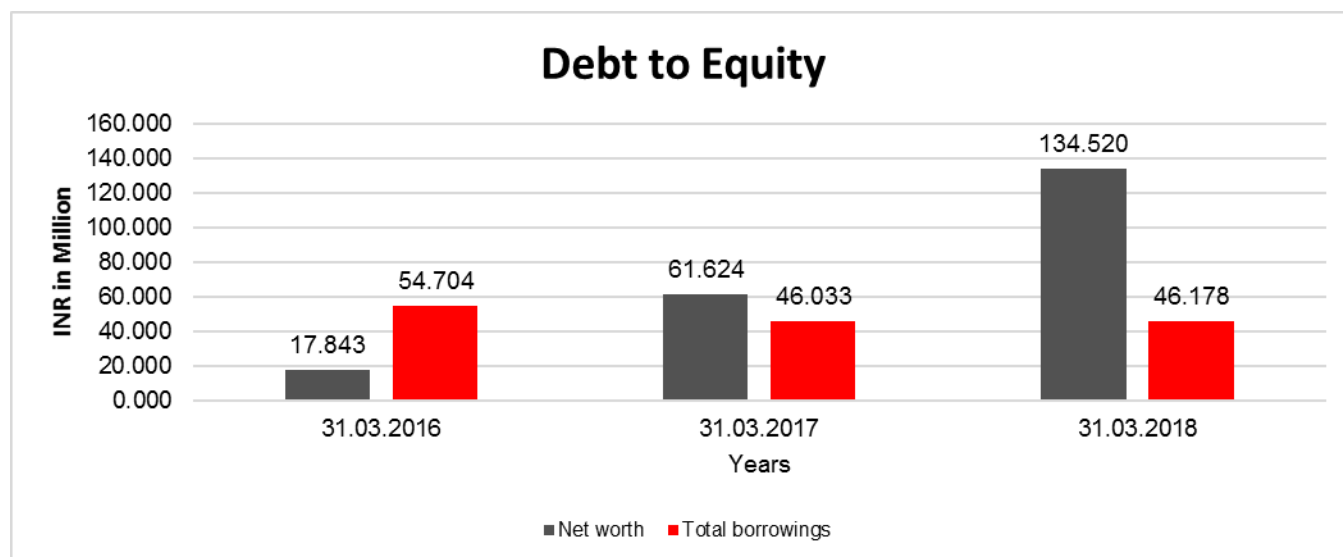
Total Liability = Short-term Debt + Long-term Debt + Current Maturities of Long-term debts

DISCLAIMER : This Report is **PRIVATE & CONFIDENTIAL** and it is prepared at the request of and for its use by the Subscriber only. The Subscriber shall use the contents of the Report merely as an aid to its business. Mira Inform Private Limited ("MIPL") has collated information/data in the Report, which have not been verified unless otherwise specifically mentioned in the Report. The Subscriber shall independently verify the accuracy and correctness of the information/data before in any way acting upon the same. MIPL shall not be liable for any harm, injury, loss or damage caused to the Subscriber due to default by the Subscriber's debtors/beneficiaries in fulfilling their obligations of any nature whatsoever. This Report or any of its portion shall not be used as a documentary evidence or otherwise before any investigative agencies or forum of law. This Report is confidential and proprietary to MIPL. The Subscriber and/or any other person(s) may not reproduce, publish or disclose any of the contents of the Report to others without the express authorization of MIPL. This Report is prepared and issued to the Subscriber without any risk, responsibility or liability on the part of MIPL or its officials.

FINANCIAL ANALYSIS
[all figures are INR Million]

DEBT EQUITY RATIO

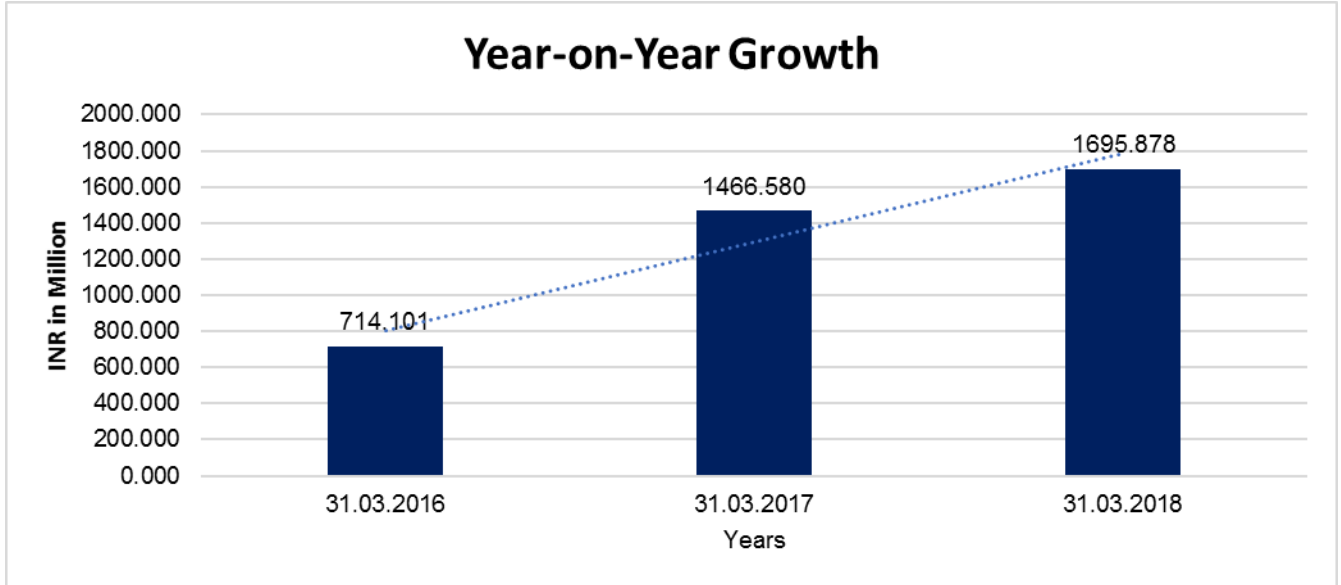
Particular	31.03.2016	31.03.2017	31.03.2018
	INR In Million	INR In Million	INR In Million
Share Capital	7.500	27.750	40.230
Reserves & Surplus	10.343	33.874	94.290
Net worth	17.843	61.624	134.520
Long Term borrowings	9.996	0.247	0.000
Short Term borrowings	44.451	45.438	45.876
Current Maturities of Long term debt	0.257	0.348	0.302
Total borrowings	54.704	46.033	46.178
Debt/Equity ratio	3.066	0.747	0.343



YEAR-ON-YEAR GROWTH

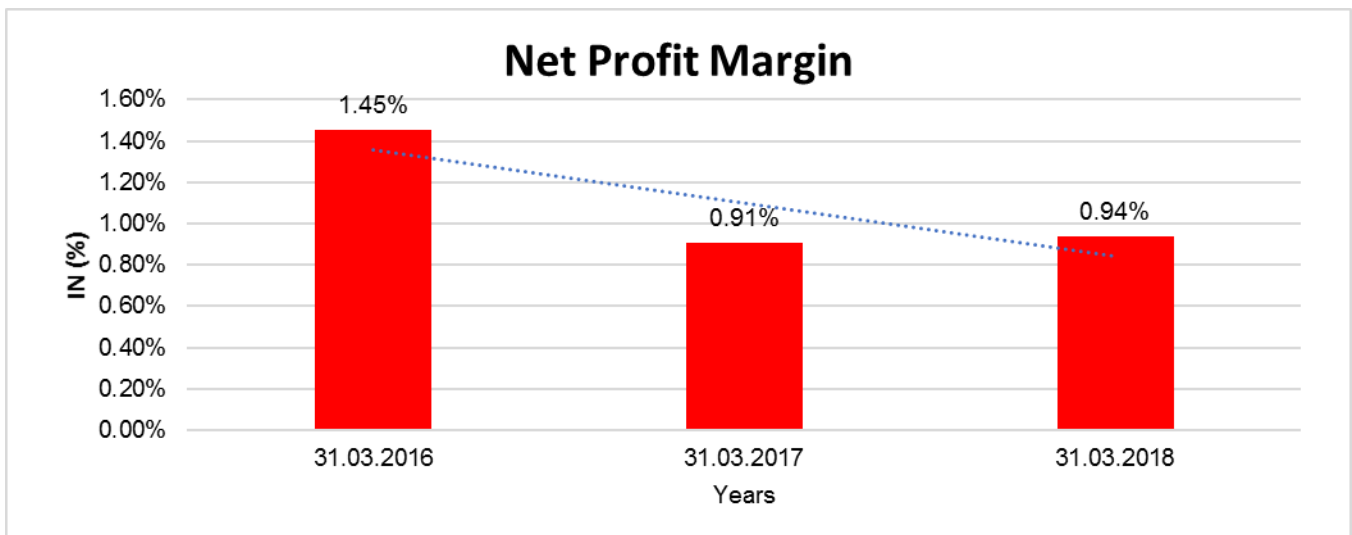
Year on Year Growth	31.03.2016	31.03.2017	31.03.2018
	INR In Million	INR In Million	INR In Million
Sales	714.101	1466.580	1695.878
		105.374	15.635

DISCLAIMER : This Report is **PRIVATE & CONFIDENTIAL** and it is prepared at the request of and for its use by the Subscriber only. The Subscriber shall use the contents of the Report merely as an aid to its business. Mira Inform Private Limited ("MIPL") has collated information/data in the Report, which have not been verified unless otherwise specifically mentioned in the Report. The Subscriber shall independently verify the accuracy and correctness of the information/data before in any way acting upon the same. MIPL shall not be liable for any harm, injury, loss or damage caused to the Subscriber due to default by the Subscriber's debtors/beneficiaries in fulfilling their obligations of any nature whatsoever. This Report or any of its portion shall not be used as a documentary evidence or otherwise before any investigative agencies or forum of law. This Report is confidential and proprietary to MIPL. The Subscriber and/or any other person(s) may not reproduce, publish or disclose any of the contents of the Report to others without the express authorization of MIPL. This Report is prepared and issued to the Subscriber without any risk, responsibility or liability on the part of MIPL or its officials.



NET PROFIT MARGIN

Net Profit Margin	31.03.2016	31.03.2017	31.03.2018
	INR In Million	INR In Million	INR In Million
Sales	714.101	1466.580	1695.878
Profit	10.382	13.282	15.908
	1.45%	0.91%	0.94%



DISCLAIMER : This Report is **PRIVATE & CONFIDENTIAL** and it is prepared at the request of and for its use by the Subscriber only. The Subscriber shall use the contents of the Report merely as an aid to its business. Mira Inform Private Limited ("MIPL") has collated information/data in the Report, which have not been verified unless otherwise specifically mentioned in the Report. The Subscriber shall independently verify the accuracy and correctness of the information/data before in any way acting upon the same. MIPL shall not be liable for any harm, injury, loss or damage caused to the Subscriber due to default by the Subscriber's debtors/beneficiaries in fulfilling their obligations of any nature whatsoever. This Report or any of its portion shall not be used as a documentary evidence or otherwise before any investigative agencies or forum of law. This Report is confidential and proprietary to MIPL. The Subscriber and/or any other person(s) may not reproduce, publish or disclose any of the contents of the Report to others without the express authorization of MIPL. This Report is prepared and issued to the Subscriber without any risk, responsibility or liability on the part of MIPL or its officials.

ABRIDGED BALANCE SHEET – (CONSOLIDATED)

SOURCES OF FUNDS		31.03.2018	31.03.2017
I. EQUITY AND LIABILITIES			
(1) Shareholders' Funds			
(a) Share Capital		40.230	27.750
(b) Reserves & Surplus		104.222	34.468
(c) Money received against share warrants		0.000	0.000
(2) Share Application money pending allotment		0.000	0.000
(3) Minority Interest		0.000	(0.061)
Total Shareholders' Funds (1) + (2)		144.452	62.157
(3) Non-Current Liabilities			
(a) long-term borrowings		0.000	8.059
(b) Deferred tax liabilities (Net)		0.000	0.000
(c) Other long term liabilities		0.000	0.000
(d) long-term provisions		0.000	0.000
Total Non-current Liabilities (3)		0.000	8.059
(4) Current Liabilities			
(a) Short term borrowings		45.876	48.857
(b) Trade payables		116.864	9.042
(c) Other current liabilities		4.722	33.899
(d) Short-term provisions		14.269	7.076
Total Current Liabilities (4)		181.731	98.874
TOTAL		326.183	169.090
II. ASSETS			
(1) Non-current assets			
(a) Fixed Assets			
(i) Tangible assets		0.693	6.144
(ii) Intangible Assets		0.102	1.153
(iii) Capital work-in-progress		0.000	0.000
(iv) Intangible assets under development		0.000	0.000
(b) Non-current Investments		0.096	0.226
(c) Deferred tax assets (net)		0.111	0.107
(d) Long-term Loan and Advances		2.699	1.065
(e) Other Non-current assets		0.000	0.000
Total Non-Current Assets		3.701	8.695

DISCLAIMER : This Report is **PRIVATE & CONFIDENTIAL** and it is prepared at the request of and for its use by the Subscriber only. The Subscriber shall use the contents of the Report merely as an aid to its business. Mira Inform Private Limited ("MIPL") has collated information/data in the Report, which have not been verified unless otherwise specifically mentioned in the Report. The Subscriber shall independently verify the accuracy and correctness of the information/data before in any way acting upon the same. MIPL shall not be liable for any harm, injury, loss or damage caused to the Subscriber due to default by the Subscriber's debtors/beneficiaries in fulfilling their obligations of any nature whatsoever. This Report or any of its portion shall not be used as a documentary evidence or otherwise before any investigative agencies or forum of law. This Report is confidential and proprietary to MIPL. The Subscriber and/or any other person(s) may not reproduce, publish or disclose any of the contents of the Report to others without the express authorization of MIPL. This Report is prepared and issued to the Subscriber without any risk, responsibility or liability on the part of MIPL or its officials.

CKP PRODUCTS LIMITED - 518822

PAGE NO. : 17

(2) Current assets			
(a) Current investments		0.000	0.000
(b) Inventories		20.948	2.280
(c) Trade receivables		222.487	83.646
(d) Cash and cash equivalents		9.685	7.317
(e) Short-term loans and advances		69.352	67.091
(f) Other current assets		0.010	0.061
Total Current Assets		322.482	160.395
TOTAL		326.183	169.090

PROFIT & LOSS ACCOUNT- (CONSOLIDATED)

	PARTICULARS	31.03.2018	31.03.2017
	SALES		
	Income	1973.778	1483.123
	Other Income	0.041	0.197
	TOTAL	1973.819	1483.320
Less	EXPENSES		
	Purchases of Stock-in-Trade	1938.465	1440.118
	Changes in inventories of finished goods, work-in-progress and Stock-in-Trade	(18.668)	4.651
	Employees benefits expense	5.380	4.246
	Other expenses	9.957	4.686
	TOTAL	1935.134	1453.701
	PROFIT/ (LOSS) BEFORE INTEREST, TAX, DEPRECIATION AND AMORTISATION	38.685	29.619
Less	FINANCIAL EXPENSES	9.788	6.951
	PROFIT / (LOSS) BEFORE TAX, DEPRECIATION AND AMORTISATION	28.897	22.668
Less/ Add	DEPRECIATION/ AMORTISATION	0.768	1.559
	PROFIT/ (LOSS) BEFORE TAX	28.129	21.109
Less	TAX	2.412	7.110

DISCLAIMER : This Report is **PRIVATE & CONFIDENTIAL** and it is prepared at the request of and for its use by the Subscriber only. The Subscriber shall use the contents of the Report merely as an aid to its business. Mira Inform Private Limited ("MIPL") has collated information/data in the Report, which have not been verified unless otherwise specifically mentioned in the Report. The Subscriber shall independently verify the accuracy and correctness of the information/data before in any way acting upon the same. MIPL shall not be liable for any harm, injury, loss or damage caused to the Subscriber due to default by the Subscriber's debtors/beneficiaries in fulfilling their obligations of any nature whatsoever. This Report or any of its portion shall not be used as a documentary evidence or otherwise before any investigative agencies or forum of law. This Report is confidential and proprietary to MIPL. The Subscriber and/or any other person(s) may not reproduce, publish or disclose any of the contents of the Report to others without the express authorization of MIPL. This Report is prepared and issued to the Subscriber without any risk, responsibility or liability on the part of MIPL or its officials.

CKP PRODUCTS LIMITED - 518822

PAGE NO. : 18

	PROFIT/ (LOSS) AFTER TAX		25.717	13.999
	Earnings / (Loss) Per Share (INR)		6.58	7.69

DISCLAIMER : This Report is **PRIVATE & CONFIDENTIAL** and it is prepared at the request of and for its use by the Subscriber only. The Subscriber shall use the contents of the Report merely as an aid to its business. Mira Inform Private Limited ("MIPL") has collated information/data in the Report, which have not been verified unless otherwise specifically mentioned in the Report. The Subscriber shall independently verify the accuracy and correctness of the information/data before in any way acting upon the same. MIPL shall not be liable for any harm, injury, loss or damage caused to the Subscriber due to default by the Subscriber's debtors/beneficiaries in fulfilling their obligations of any nature whatsoever. This Report or any of its portion shall not be used as a documentary evidence or otherwise before any investigative agencies or forum of law. This Report is confidential and proprietary to MIPL. The Subscriber and/or any other person(s) may not reproduce, publish or disclose any of the contents of the Report to others without the express authorization of MIPL. This Report is prepared and issued to the Subscriber without any risk, responsibility or liability on the part of MIPL or its officials.

LOCAL AGENCY FURTHER INFORMATION

Sr. No.	Check list by info agents	Available in Report (Yes/No)
1	Year of establishment	Yes
2	Constitution of the entity -Incorporation details	Yes
3	Locality of the entity	Yes
4	Premises details	Yes
5	Buyer visit details	--
6	Contact numbers	Yes
7	Name of the person contacted	Yes
8	Designation of contact person	Yes
9	Promoter's background	Yes
10	Date of Birth of Proprietor / Partners / Directors	Yes
11	Pan Card No. of Proprietor / Partners	Yes
12	Voter Id Card No. of Proprietor / Partners	No
13	Type of business	Yes
14	Line of Business	Yes
15	Export/import details (if applicable)	No
16	No. of employees	Yes
17	Details of sister concerns	Yes
18	Major suppliers	Yes
19	Major customers	Yes
20	Banking Details	Yes
21	Banking facility details	Yes
22	Conduct of the banking account	--
23	Financials, if provided	Yes
24	Capital in the business	Yes
25	Last accounts filed at ROC, if applicable	Yes
26	Turnover of firm for last three years	Yes
27	Reasons for variation <> 20%	--
28	Estimation for coming financial year	No
29	Profitability for last three years	Yes
30	Major shareholders, if available	Yes
31	External Agency Rating, if available	Yes
32	Litigations that the firm/promoter involved in	--
33	Market information	--
34	Payments terms	Yes
35	Negative Reporting by Auditors in the Annual Report	No

NOTE: Registered office of the company has been shifted from 910, 9th Floor, Trade World, C – Wing, Kamla City, Kamla Mill Compound, Senapati Bapat Marg, Lower Parel (West), Mumbai – 400013, Maharashtra, India to the present address.

DISCLAIMER : This Report is **PRIVATE & CONFIDENTIAL** and it is prepared at the request of and for its use by the Subscriber only. The Subscriber shall use the contents of the Report merely as an aid to its business. Mira Inform Private Limited ("MIPL") has collated information/data in the Report, which have not been verified unless otherwise specifically mentioned in the Report. The Subscriber shall independently verify the accuracy and correctness of the information/data before in any way acting upon the same. MIPL shall not be liable for any harm, injury, loss or damage caused to the Subscriber due to default by the Subscriber's debtors/beneficiaries in fulfilling their obligations of any nature whatsoever. This Report or any of its portion shall not be used as a documentary evidence or otherwise before any investigative agencies or forum of law. This Report is confidential and proprietary to MIPL. The Subscriber and/or any other person(s) may not reproduce, publish or disclose any of the contents of the Report to others without the express authorization of MIPL. This Report is prepared and issued to the Subscriber without any risk, responsibility or liability on the part of MIPL or its officials.

CORPORATE INFORMATION

The company was incorporated under the companies act, 2013. The company is engaged in trading of Refined edible oil, Palm Oil, Sunflower Oil, Soya bean Oil, Rice and Pulses and various Agro Products.

UNSECURED LOAN

Particulars	31.03.2018 (INR in Million)	31.03.2017 (INR in Million)
Short-term Borrowings		
Loans repayable on demand		
From Related Parties	6.000	0.000
Total	6.000	0.000

INDEX OF CHARGES:

SN o	SRN	Charge Id	Charge Holder Name	Date of Creation	Date of Modification	Date of Satisfaction	Amount	Address
1	G8553 6415	1062 3114	Allahabad Bank	03/02/ 2016	-	16/04/ 2018	45000000.0	Andheri East Branch, Dharam Krupa Building, Old Nagardas Road, Andheri (East), Mumbai – 400069, Maharashtra, India

FIXED ASSETS

- Weighing Machine
- Vehicles
- Computers and Laptops
- Tempo
- Goodwill

CMT REPORT (Corruption, Money Laundering & Terrorism]

The Public Notice information has been collected from various sources including but not limited to: **The Courts, India Prisons Service, Interpol, etc.**

1] INFORMATION ON DESIGNATED PARTY

No records exist designating subject or any of its beneficial owners, controlling shareholders or senior officers as terrorist or terrorist organization or whom notice had been received that all financial transactions involving their assets have been blocked or convicted, found guilty or against whom a judgement or order had been entered in a proceedings for violating money-laundering, anti-corruption or bribery or international economic or anti-terrorism sanction laws or whose assets were seized, blocked, frozen or ordered forfeited for violation of money laundering or international anti-terrorism laws.

2] Court Declaration :

No records exist to suggest that subject is or was the subject of any formal or informal allegations, prosecutions or other official proceeding for making any prohibited payments or other improper payments to government officials for engaging in prohibited transactions or with designated parties.

3] Asset Declaration :

No records exist to suggest that the property or assets of the subject are derived from criminal conduct or a prohibited transaction.

4] Record on Financial Crime :

Charges or conviction registered against subject: **None**

5] Records on Violation of Anti-Corruption Laws :

Charges or investigation registered against subject: **None**

6] Records on Int'l Anti-Money Laundering Laws/Standards :

Charges or investigation registered against subject: **None**

7] Criminal Records

No available information exist that suggest that subject or any of its principals have been formally charged or convicted by a competent governmental authority for any financial crime or under any formal investigation by a competent government authority for any violation of anti-corruption laws or international anti-money laundering laws or standard.

8] Affiliation with Government :

No record exists to suggest that any director or indirect owners, controlling shareholders, director, officer or employee of the company is a government official or a family member or close business associate of a Government official.

9] Compensation Package :

Our market survey revealed that the amount of compensation sought by the subject is fair and reasonable and comparable to compensation paid to others for similar services.

10] Press Report :

No press reports / filings exists on the subject.

CORPORATE GOVERNANCE

MIRA INFORM as part of its Due Diligence do provide comments on Corporate Governance to identify management and governance. These factors often have been predictive and in some cases have created vulnerabilities to credit deterioration.

Our Governance Assessment focuses principally on the interactions between a company's management, its Board of Directors, Shareholders and other financial stakeholders.

CONTRAVENTION

Subject is not known to have contravened any existing local laws, regulations or policies that prohibit, restrict or otherwise affect the terms and conditions that could be included in the agreement with the subject.

FOREIGN EXCHANGE RATES

Currency	Unit	INR
US Dollar	1	INR 68.88
UK Pound	1	INR 91.14
Euro	1	INR 80.63

INFORMATION DETAILS

Information Gathered by :	RUB
Analysis Done by :	PRY
Report Prepared by :	KJL

SCORE FACTORS

DEMERIT POINTS		
--BANK CHARGES	YES/NO	YES
--LITIGATION	YES/NO	NO
--OTHER ADVERSE INFORMATION	YES/NO	NO
MERIT POINTS		
--SOLE DISTRIBUTORSHIP	YES/NO	NO
--EXPORT ACTIVITIES	YES/NO	NO
--AFFILIATION	YES/NO	YES
--LISTED	YES/NO	YES
--OTHER MERIT FACTORS	YES/NO	YES

RATING EXPLANATIONS

Credit Rating	Explanation	Rating Comments
A++	Minimum Risk	Business dealings permissible with minimum risk of default
A+	Low Risk	Business dealings permissible with low risk of default
A	Acceptable Risk	Business dealings permissible with moderate risk of default
B	Medium Risk	Business dealings permissible on a regular monitoring basis
C	Medium High Risk	Business dealings permissible preferably on secured basis
D	High Risk	Business dealing not recommended or on secured terms only
NB	New Business	No recommendation can be done due to business in infancy stage
NT	No Trace	No recommendation can be done as the business is not traceable

NB is stated where there is insufficient information to facilitate rating. However, it is not to be considered as unfavourable.

This score serves as a reference to assess SC's credit risk and to set the amount of credit to be extended. It is calculated from a composite of weighted scores obtained from each of the major sections of this report. The assessed factors are as follows:

- Financial condition covering various ratios
- Company background and operations size
- Promoters / Management background
- Payment record
- Litigation against the subject
- Industry scenario / competitor analysis
- Supplier / Customer / Banker review (wherever available)

DISCLAIMER : This Report is **PRIVATE & CONFIDENTIAL** and it is prepared at the request of and for its use by the Subscriber only. The Subscriber shall use the contents of the Report merely as an aid to its business. Mira Inform Private Limited ("MIPL") has collated information/data in the Report, which have not been verified unless otherwise specifically mentioned in the Report. The Subscriber shall independently verify the accuracy and correctness of the information/data before in any way acting upon the same. MIPL shall not be liable for any harm, injury, loss or damage caused to the Subscriber due to default by the Subscriber's debtors/beneficiaries in fulfilling their obligations of any nature whatsoever. This Report or any of its portion shall not be used as a documentary evidence or otherwise before any investigative agencies or forum of law. This Report is confidential and proprietary to MIPL. The Subscriber and/or any other person(s) may not reproduce, publish or disclose any of the contents of the Report to others without the express authorization of MIPL. This Report is prepared and issued to the Subscriber without any risk, responsibility or liability on the part of MIPL or its officials.