

MIRA INFORM REPORT

Report No. :	518574
Report Date :	10.07.2018

IDENTIFICATION DETAILS

Name :	DYNA ROOF PRIVATE LIMITED
Registered Office :	10 th Mile, Mawsmal Village, G. S. Road, Ribhoi – 793101, Meghalaya
Tel. No.:	91-361-2464932/33/34
Country :	India
Financials (as on) :	31.03.2017
Date of Incorporation :	17.10.2003
CIN No.: [Company Identification No.]	U27105ML2003PTC007234
Paid-up Capital :	INR 10.919 Million
IEC No.: [Import-Export Code No.]	Not Divulged
PAN No.: [Permanent Account No.]	AABCD9269N
GSTN : [Goods & Service Tax Registration No.]	Not Divulged
Legal Form :	Private Limited Liability Company
Line of Business :	Manufacturing of Colour Coated Profile Sheets, Roofing Materials, Galvanised Corrugated Sheet and Plain Sheet. (Registered Activity)
No. of Employees :	Information denied by the management

RATING & COMMENTS

(Mira Inform has adopted New Rating mechanism w.e.f. 23rd January 2017)

MIRA's Rating : A

DISCLAIMER : This Report is **PRIVATE & CONFIDENTIAL** and it is prepared at the request of and for its use by the Subscriber only. The Subscriber shall use the contents of the Report merely as an aid to its business. Mira Inform Private Limited ("MIPL") has collated information/data in the Report, which have not been verified unless otherwise specifically mentioned in the Report. The Subscriber shall independently verify the accuracy and correctness of the information/data before in any way acting upon the same. MIPL shall not be liable for any harm, injury, loss or damage caused to the Subscriber due to default by the Subscriber's debtors/beneficiaries in fulfilling their obligations of any nature whatsoever. This Report or any of its portion shall not be used as a documentary evidence or otherwise before any investigative agencies or forum of law. This Report is confidential and proprietary to MIPL. The Subscriber and/or any other person(s) may not reproduce, publish or disclose any of the contents of the Report to others without the express authorization of MIPL. This Report is prepared and issued to the Subscriber without any risk, responsibility or liability on the part of MIPL or its officials.

Credit Rating	Explanation	Rating Comments
A	Acceptable Risk	Business dealings permissible with moderate risk of default

Maximum Credit Limit :	USD 31000
Status :	Good
Payment Behaviour :	Regular
Litigation :	Clear
Comments :	<p>Subject was incorporated in the year 2003 and it is engaged in manufacturing of colour coated profile sheets, roofing materials, galvanized corrugated sheet and plain sheet.</p> <p>As per financials of March of 2017, the company has registered decline in its revenue as compared to its previous year's revenue and has reported average profit margin of 3.06%.</p> <p>Rating takes into consideration the company's established track record of business operations along with sound net worth and strong debt coverage indicators.</p> <p>Further, the company has reported a good earnings per share of INR 35.48 against its face value of INR 10.</p> <p>Payments seems to be regular.</p> <p>In view of aforesaid, the subject can be considered good for business dealings at usual trade terms and conditions.</p>

NOTES : Any query related to this report can be made on e-mail : infodept@mirainform.com while quoting report number, name and date.

DISCLAIMER : This Report is **PRIVATE & CONFIDENTIAL** and it is prepared at the request of and for its use by the Subscriber only. The Subscriber shall use the contents of the Report merely as an aid to its business. Mira Inform Private Limited ("MIPL") has collated information/data in the Report, which have not been verified unless otherwise specifically mentioned in the Report. The Subscriber shall independently verify the accuracy and correctness of the information/data before in any way acting upon the same. MIPL shall not be liable for any harm, injury, loss or damage caused to the Subscriber due to default by the Subscriber's debtors/beneficiaries in fulfilling their obligations of any nature whatsoever. This Report or any of its portion shall not be used as a documentary evidence or otherwise before any investigative agencies or forum of law. This Report is confidential and proprietary to MIPL. The Subscriber and/or any other person(s) may not reproduce, publish or disclose any of the contents of the Report to others without the express authorization of MIPL. This Report is prepared and issued to the Subscriber without any risk, responsibility or liability on the part of MIPL or its officials.

ECGC Country Risk Classification List

Country Name	Previous Rating (31.12.2017)	Current Rating (01.04.2018)
India	A1	A1

Risk Category	ECGC Classification
Insignificant	A1
Low Risk	A2
Moderately Low Risk	B1
Moderate Risk	B2
Moderately High Risk	C1
High Risk	C2
Very High Risk	D

EXTERNAL AGENCY RATING

Rating Agency Name	Not Available
Rating	Not Available
Rating Explanation	Not Available
Date	Not Available

RBI DEFAULTERS' LIST STATUS

Subject's name is not enlisted as a defaulter in the publicly available RBI Defaulters' list.

EPF (Employee Provident Fund) DEFAULTERS' LIST STATUS

Subject's name is not enlisted as a defaulter in the publicly available EPF (Employee Provident Fund) Defaulters' list as of 31-03-2018.

BIFR (Board for Industrial & Financial Reconstruction) LISTING STATUS

Subject's name is not listed as a Sick Unit in the publicly available BIFR (Board for Industrial & Financial Reconstruction) list as of 10.07.2018

IBBI (Insolvency and Bankruptcy Board of India) LISTING STATUS

Subject's name is not listed in the publicly available IBBI (Insolvency and Bankruptcy Board of India) list as of report date.

DISCLAIMER : This Report is **PRIVATE & CONFIDENTIAL** and it is prepared at the request of and for its use by the Subscriber only. The Subscriber shall use the contents of the Report merely as an aid to its business. Mira Inform Private Limited ("MIPL") has collated information/data in the Report, which have not been verified unless otherwise specifically mentioned in the Report. The Subscriber shall independently verify the accuracy and correctness of the information/data before in any way acting upon the same. MIPL shall not be liable for any harm, injury, loss or damage caused to the Subscriber due to default by the Subscriber's debtors/beneficiaries in fulfilling their obligations of any nature whatsoever. This Report or any of its portion shall not be used as a documentary evidence or otherwise before any investigative agencies or forum of law. This Report is confidential and proprietary to MIPL. The Subscriber and/or any other person(s) may not reproduce, publish or disclose any of the contents of the Report to others without the express authorization of MIPL. This Report is prepared and issued to the Subscriber without any risk, responsibility or liability on the part of MIPL or its officials.

INFORMATION DECLINED

Management non-cooperative (Tel No.: 91-361-2465256)

LOCATIONS

Registered Office/ Factory :	10 th Mile, Mawsmal Village, G. S. Road, Ribhoi – 793101, Meghalaya, India
Tel. No.:	91-361-2464932/33/34
Fax No.:	91-361-2464936
E-Mail :	cosecy@smgrp.net info@dynarroof.com schakraborty@smgrp.net
Website :	http://www.dynarroof.com
Assam Office :	Anil Plaza, 5th Floor, G. S. Road, Guwahati-781005, Assam, India
Tel. No.:	91-361-246 5255 / 256 / 252 5111
Fax No.:	91-361-246 5257

DIRECTORS

As on 2018

Name :	Mr. Sushil Kumar Jain		
Designation :	Managing Director		
Address :	Bhagawati Sadan, J. P. Agarwala Road, Bharalumukh, Guwahati-781009, Assam, India		
Date of Birth/Age :	14.05.1956		
Date of Appointment :	20.05.2007		
DIN No.:	00762177		
Name :	Mr. Rajeev Agarwal		
Designation :	Director		
Address :	Bhagawati Sadan, J. P. Agarwala Road, Bharalumukh, Guwahati-781009, Assam, India		
Date of Birth/Age :	11.08.1981		
Date of Appointment :	17.10.2003		
PAN No.:	AFBPA2225D		
DIN No.:	00762083		
Other Directorship :			
CIN/FCRN	Company Name	Begin Date	End Date
U15115AS2018PTC018363	FARMGRAM FOODBEV PRIVATE LIMITED	23/02/2018	-
U23109AS1999PLC005750	S M COKES LIMITED	05/01/2015	-
U23209ML2004PTC007399	MEGHALAYA BITCHEM PRIVATE LIMITED	29/04/2004	-
U27104AS1996PLC004876	BITCHEM ASPHALT TECHNOLOGIES LIMITED	30/09/2011	-

DISCLAIMER : This Report is **PRIVATE & CONFIDENTIAL** and it is prepared at the request of and for its use by the Subscriber only. The Subscriber shall use the contents of the Report merely as an aid to its business. Mira Inform Private Limited ("MIPL") has collated information/data in the Report, which have not been verified unless otherwise specifically mentioned in the Report. The Subscriber shall independently verify the accuracy and correctness of the information/data before in any way acting upon the same. MIPL shall not be liable for any harm, injury, loss or damage caused to the Subscriber due to default by the Subscriber's debtors/beneficiaries in fulfilling their obligations of any nature whatsoever. This Report or any of its portion shall not be used as a documentary evidence or otherwise before any investigative agencies or forum of law. This Report is confidential and proprietary to MIPL. The Subscriber and/or any other person(s) may not reproduce, publish or disclose any of the contents of the Report to others without the express authorization of MIPL. This Report is prepared and issued to the Subscriber without any risk, responsibility or liability on the part of MIPL or its officials.

U40101AS2010PLC009973	SM ENERGENCO LIMITED	29/09/2012	-
U45203AS2010PLC010103	SM ENGINEERS INDIA LIMITED	30/07/2012	-
U45400WB2012PLC189509	MOONLIFE INFRASTRUCTURE LIMITED	15/05/2018	-
U65100AS2011PTC010355	SM SONS HOLDINGS PRIVATE LIMITED	30/09/2013	-
U65921AS1997PTC005180	VICTORY CONSULTANTS PRIVATE LIMITED	25/02/2016	-
Name : Mr. Raplang Dhar			
Designation : Director			
Address : C/O R. Syad, Opposite K. W. Y. W. Sc., Khliehriat (West), Khliehriat-793200, India			
Date of Birth/Age : 16.04.1964			
Date of Appointment : 17.10.2003			
DIN No.: 02514388			
Other Directorship :			
CIN/FCRN	Company Name	Begin Date	End Date
U23109ML2004PLC007428	MEGHALAYA CARBON LIMITED	25/04/2016	-
U23209ML2004PTC007399	MEGHALAYA BITCHEM PRIVATE LIMITED	29/04/2004	-
Name : Mr. Saurabh Agarwal			
Designation : Director			
Address : Bhagwati Sadan, J P Agarwala Road, Bharalumukh, Guwahati-781009, Assam, India			
Date of Birth/Age : 21.10.1991			
Date of Appointment : 07.03.2016			
DIN No.: 07334887			
Other Directorship :			
CIN/FCRN	Company Name	Begin Date	End Date
U15115AS2018PTC018363	FARMGRAM FOODBEEV PRIVATE LIMITED	23/02/2018	-
U45100AS2008PTC008716	SM INFRASTRUCTURE PRIVATE LIMITED	02/01/2018	-
U45309AS2010PTC010144	DYNA TBS PRIVATE LIMITED	06/11/2015	-
Name : Mr. Vikas Agarwal			
Designation : Director			
Address : Bhagawati Sadan, J. P. Agarwala Road, Bharalumukh, Guwahati-781009, Assam, India			
Date of Birth/Age : 05.06.1979			
Date of Appointment : 29.09.2005			
PAN No.: AESPA1682A			
DIN No.: 00762111			
Other Directorship :			
CIN/FCRN	Company Name	Begin Date	End Date
U15143AS1995PTC004488	PURVANCHAL AROMATICS PVT LTD	24/10/2013	-
U23109AS1999PLC005750	S M COKES LIMITED	05/01/2015	-
U27104AS1996PLC004876	BITCHEM ASPHALT TECHNOLOGIES LIMITED	30/09/2011	-

U27107AS1987PLC002723	SHREE KAMRUP ROOFINGS LIMITED	20/12/2007	-
U45100AS2008PTC008716	SM INFRASTRUCTURE PRIVATE LIMITED	18/08/2008	-
U45203AS2010PLC010103	SM ENGINEERS INDIA LIMITED	26/01/2011	-
U45400WB2012PLC189509	MOONLIFE INFRASTRUCTURE LIMITED	15/05/2018	-
U45400WB2014PLC199769	BANGBHUMI DEVELOPERS LIMITED	15/11/2014	-
U51909AS1981PLC007406	SM CORPORATION LIMITED	02/11/2004	-

MAJOR SHAREHOLDERS

As on 31.03.2017

Names of Shareholders	No. of Shares
Sarat Kumar Jain	90102
Sushil Kumar Jain	131294
Manish Agarwal	118500
Rajeev Agarwal	99285
Kanta Devi Jain	85000
Lalita Devi Jain	122621
Vikas Agarwal	35000
Priya Agarwal	97171
Shruti Agarwal	25000
Sandhya Devi Jain	107933
Saurabhagarwal	95000
Raplang Dhar	2500
Sajjan Kumar Jain & Sons	10000
Sarat Kumar Jain & Sons	10000
Sushil Kumar Jain & Others	10000
Sm Corporation limited	40000
Sm Ispat Ltd	12500
Total	1091906

Equity Share Break up (Percentage of Total Equity)

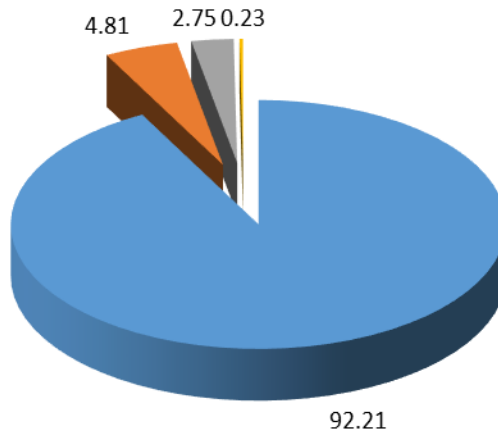
As on 30.09.2017

Category	Percentage
Promoters (Individual/Hindu Undivided Family – Indian)	92.21
Promoters (Body corporate)	4.81
Other	2.75
Public/Other than promoters (Individual/Hindu Undivided Family – Indian)	0.23
Total	100.00

DISCLAIMER : This Report is **PRIVATE & CONFIDENTIAL** and it is prepared at the request of and for its use by the Subscriber only. The Subscriber shall use the contents of the Report merely as an aid to its business. Mira Inform Private Limited ("MIPL") has collated information/data in the Report, which have not been verified unless otherwise specifically mentioned in the Report. The Subscriber shall independently verify the accuracy and correctness of the information/data before in any way acting upon the same. MIPL shall not be liable for any harm, injury, loss or damage caused to the Subscriber due to default by the Subscriber's debtors/beneficiaries in fulfilling their obligations of any nature whatsoever. This Report or any of its portion shall not be used as a documentary evidence or otherwise before any investigative agencies or forum of law. This Report is confidential and proprietary to MIPL. The Subscriber and/or any other person(s) may not reproduce, publish or disclose any of the contents of the Report to others without the express authorization of MIPL. This Report is prepared and issued to the Subscriber without any risk, responsibility or liability on the part of MIPL or its officials.

Share holding pattern

- Promoters (Individual/Hindu Undivided Family – Indian)
- Promoters (Body corporate)
- Other
- Public/Other than promoters (Individual/Hindu Undivided Family – Indian)



BUSINESS DETAILS

Line of Business :	Manufacturing of Colour Coated Profile Sheets, Roofing Materials, Galvanised Corrugated Sheet and Plain Sheet. (Registered Activity)	
Products / Services :	Item Code No.	Products/Services Description
	72101290	Galvanized Steel Sheets
Brand Names :	Not Available	
Agencies Held :	Not Available	
Exports :	Not Divulged	
Imports :	Not Divulged	
Terms :	Not Divulged	

PRODUCTION STATUS – (NOT AVAILABLE)

DISCLAIMER : This Report is **PRIVATE & CONFIDENTIAL** and it is prepared at the request of and for its use by the Subscriber only. The Subscriber shall use the contents of the Report merely as an aid to its business. Mira Inform Private Limited ("MIPL") has collated information/data in the Report, which have not been verified unless otherwise specifically mentioned in the Report. The Subscriber shall independently verify the accuracy and correctness of the information/data before in any way acting upon the same. MIPL shall not be liable for any harm, injury, loss or damage caused to the Subscriber due to default by the Subscriber's debtors/beneficiaries in fulfilling their obligations of any nature whatsoever. This Report or any of its portion shall not be used as a documentary evidence or otherwise before any investigative agencies or forum of law. This Report is confidential and proprietary to MIPL. The Subscriber and/or any other person(s) may not reproduce, publish or disclose any of the contents of the Report to others without the express authorization of MIPL. This Report is prepared and issued to the Subscriber without any risk, responsibility or liability on the part of MIPL or its officials.

GENERAL INFORMATION

Suppliers :	Reference :	Not Divulged	
	Name of the Person :	--	
	Contact No.:	--	
	Since How Long Known :	--	
	Maximum Limit Dealt :	--	
	Experience :	--	
	Remark:	--	
Customers :	Reference :	Not Divulged	
	Name of the Person :	--	
	Contact No.:	--	
	Since How Long Known :	--	
	Maximum Limit Dealt :	--	
	Experience :	--	
	Remark:	--	
No. of Employees :	Information denied by the management		
Bankers :	Banker Name :	Axis Bank Limited	
	Branch :	SME Centre Guwahati, Chibber House, 3rd Floor, G.S. Road, Dispur Guwahati- 781005, Assam, India	
	Person Name (With Designation) :	--	
	Contact Number :	--	
	Name of Account Holder :	--	
	Account Number :	--	
	Account Since (Date/Year of Account Opening) :	--	
	Average Balance Maintained :	--	
	Credit Facilities Enjoyed (CC/OD/Term Loan) :	--	
	Account Operation :	--	
	Remark :	--	
Facilities :	Secured Loan	31.03.2017 (INR in Million)	31.03.2016 (INR in Million)
	Rupee term loans from banks	0.000	10.127
	Short-term borrowings		
	Working capital loans from banks	87.968	71.790
	Total	87.968	81.917

Auditors :	
Name :	Sampat Jain and Associates Chartered Accountants
Address :	1st Floor, Saraswati Apartment, Guwahati-Shillong Road, Chilarai Nagar Path, Opposite ICICI Bank, Bhangagarh, Ulubari, Guwahati-781005, Assam, India
Income-tax PAN of auditor or auditor's firm :	AAHFS3251J
Memberships :	Not Available
Collaborators :	Not Available
Subsidiary :	Dyna TBS Private Limited (CIN - U45309AS2010PTC010144)
Associates :	<ul style="list-style-type: none"> • S M Ispat Limited (CIN No.: U27104AS1986PLC002508) • S M Corporation Limited (CIN No.: U51909AS1981PLC007406) • Dynarof Technical Services Private Limited CIN No.: U27109AS1988PTC003082

CAPITAL STRUCTURE

As on 31.03.2017

Authorised Capital :

No. of Shares	Type	Value	Amount
1200000	Equity Shares	INR 10/- each	INR 12.000 Million

Issued, Subscribed & Paid-up Capital :

No. of Shares	Type	Value	Amount
1091906	Equity Shares	INR 10/- each	INR 10.919 Million

FINANCIAL DATA
[all figures are INR Million]

ABRIDGED BALANCE SHEET [STANDALONE]

SOURCES OF FUNDS	31.03.2017	31.03.2016	31.03.2015
I. EQUITY AND LIABILITIES			
(1) Shareholders' Funds			
(a) Share Capital	10.919	9.655	9.655
(b) Reserves & Surplus	261.058	196.218	166.220
(c) Money received against share warrants	0.000	0.000	0.000
(2) Share Application money pending allotment	0.000	0.000	0.000
Total Shareholders' Funds	271.977	205.873	175.875
(3) Non-Current Liabilities			
(a) long-term borrowings	0.000	10.127	22.992
(b) Deferred tax liabilities (Net)	5.669	3.281	4.119
(c) Other long term liabilities	0.000	0.000	0.000
(d) long-term provisions	0.000	0.000	0.000
Total Non-current Liabilities	5.669	13.408	27.111
(4) Current Liabilities			
(a) Short term borrowings	87.968	71.790	90.423
(b) Trade payables	53.011	28.113	17.009
(c) Other current liabilities	40.051	32.664	26.026
(d) Short-term provisions	10.432	13.694	6.398
Total Current Liabilities	191.462	146.261	139.856
TOTAL	469.108	365.542	342.842
II. ASSETS			
(1) Non-current assets			
(a) Fixed Assets			
(i) Tangible assets	110.811	60.574	60.563
(ii) Intangible Assets	0.000	0.000	0.000
(iii) Capital work-in-progress	0.000	4.918	0.000
(iv) Intangible assets under development	0.000	0.000	0.000
(b) Non-current Investments	4.470	4.470	2.000
(c) Deferred tax assets (net)	0.000	0.000	0.000
(d) Long-term Loan and Advances	46.191	42.044	56.555
(e) Other Non-current assets	0.607	0.052	0.000
Total Non-Current Assets	162.079	112.058	119.118

DISCLAIMER : This Report is **PRIVATE & CONFIDENTIAL** and it is prepared at the request of and for its use by the Subscriber only. The Subscriber shall use the contents of the Report merely as an aid to its business. Mira Inform Private Limited ("MIPL") has collated information/data in the Report, which have not been verified unless otherwise specifically mentioned in the Report. The Subscriber shall independently verify the accuracy and correctness of the information/data before in any way acting upon the same. MIPL shall not be liable for any harm, injury, loss or damage caused to the Subscriber due to default by the Subscriber's debtors/beneficiaries in fulfilling their obligations of any nature whatsoever. This Report or any of its portion shall not be used as a documentary evidence or otherwise before any investigative agencies or forum of law. This Report is confidential and proprietary to MIPL. The Subscriber and/or any other person(s) may not reproduce, publish or disclose any of the contents of the Report to others without the express authorization of MIPL. This Report is prepared and issued to the Subscriber without any risk, responsibility or liability on the part of MIPL or its officials.

(2) Current assets			
(a) Current investments	0.000	0.000	0.000
(b) Inventories	144.410	133.424	55.802
(c) Trade receivables	40.279	62.539	74.524
(d) Cash and cash equivalents	3.018	2.037	4.207
(e) Short-term loans and advances	118.413	55.174	88.987
(f) Other current assets	0.909	0.310	0.204
Total Current Assets	307.029	253.484	223.724
TOTAL	469.108	365.542	342.842

PROFIT & LOSS ACCOUNT [STANDALONE]

	PARTICULARS	31.03.2017	31.03.2016	31.03.2015
	SALES			
	Income	1264.085	1361.337	1207.780
	Other Income	65.264	68.051	15.593
	TOTAL	1329.349	1429.388	1223.373
Less	EXPENSES			
	Cost of Materials Consumed	1063.877	1217.463	1108.907
	Changes in inventories of finished goods, work-in-progress and Stock-in-Trade	2.638	(0.691)	6.156
	Employees benefits expense	34.637	25.365	25.080
	Other expenses	173.952	140.919	43.068
	Extraordinary Item	(5.092)	(2.021)	0.01
	TOTAL	1270.012	1381.035	1183.221
	PROFIT/ (LOSS) BEFORE INTEREST, TAX, DEPRECIATION AND AMORTISATION	59.337	48.353	40.152
Less	FINANCIAL EXPENSES	4.178	2.826	6.039
	PROFIT / (LOSS) BEFORE TAX, DEPRECIATION AND AMORTISATION	55.159	45.527	34.113
Less	DEPRECIATION/ AMORTISATION	3.995	2.673	2.135
	PROFIT/ (LOSS) BEFORE TAX	51.164	42.854	31.978
Less	TAX	12.427	12.856	2.823
	PROFIT/ (LOSS) AFTER TAX	38.737	29.998	29.155
	Earnings / (Loss) Per Share (INR)	35.48	31.07	30.2

DISCLAIMER : This Report is **PRIVATE & CONFIDENTIAL** and it is prepared at the request of and for its use by the Subscriber only. The Subscriber shall use the contents of the Report merely as an aid to its business. Mira Inform Private Limited ("MIPL") has collated information/data in the Report, which have not been verified unless otherwise specifically mentioned in the Report. The Subscriber shall independently verify the accuracy and correctness of the information/data before in any way acting upon the same. MIPL shall not be liable for any harm, injury, loss or damage caused to the Subscriber due to default by the Subscriber's debtors/beneficiaries in fulfilling their obligations of any nature whatsoever. This Report or any of its portion shall not be used as a documentary evidence or otherwise before any investigative agencies or forum of law. This Report is confidential and proprietary to MIPL. The Subscriber and/or any other person(s) may not reproduce, publish or disclose any of the contents of the Report to others without the express authorization of MIPL. This Report is prepared and issued to the Subscriber without any risk, responsibility or liability on the part of MIPL or its officials.

CURRENT MATURITIES OF LONG TERM DEBT DETAILS

Particulars	31.03.2017	31.03.2016	31.03.2015
Current Maturities of Long term debt	NA	NA	NA
Net cash flows from (used in) operations	57.407	37.342	21.864
Net cash flows from (used in) operating activity	45.587	24.578	15.191

KEY RATIOS

EFFICIENCY RATIOS

PARTICULARS	31.03.2017	31.03.2016	31.03.2015
Average Collection Days (Sundry Debtors / Income * 365 Days)	11.63	16.77	22.52
Account Receivables Turnover (Income / Sundry Debtors)	31.38	21.77	16.21
Average Payment Days (Sundry Creditors / Purchases * 365 Days)	18.19	8.43	5.60
Inventory Turnover (Operating Income / Inventories)	0.41	0.36	0.72
Asset Turnover (Operating Income / Net Fixed Assets)	0.54	0.74	0.66

LEVERAGE RATIOS

PARTICULARS	31.03.2017	31.03.2016	31.03.2015
Debt Ratio ((Borrowing + Current Liabilities) / Total Assets)	0.41	0.43	0.47
Debt Equity Ratio (Total Liability / Networth)	0.32	0.40	0.64
Current Liabilities to Networth (Current Liabilities / Net Worth)	0.70	0.71	0.80
Fixed Assets to Networth (Net Fixed Assets / Networth)	0.41	0.32	0.34
Interest Coverage Ratio	14.20	17.11	6.65

DISCLAIMER : This Report is **PRIVATE & CONFIDENTIAL** and it is prepared at the request of and for its use by the Subscriber only. The Subscriber shall use the contents of the Report merely as an aid to its business. Mira Inform Private Limited ("MIPL") has collated information/data in the Report, which have not been verified unless otherwise specifically mentioned in the Report. The Subscriber shall independently verify the accuracy and correctness of the information/data before in any way acting upon the same. MIPL shall not be liable for any harm, injury, loss or damage caused to the Subscriber due to default by the Subscriber's debtors/beneficiaries in fulfilling their obligations of any nature whatsoever. This Report or any of its portion shall not be used as a documentary evidence or otherwise before any investigative agencies or forum of law. This Report is confidential and proprietary to MIPL. The Subscriber and/or any other person(s) may not reproduce, publish or disclose any of the contents of the Report to others without the express authorization of MIPL. This Report is prepared and issued to the Subscriber without any risk, responsibility or liability on the part of MIPL or its officials.

(PBIT / Financial Charges)			
----------------------------	--	--	--

PROFITABILITY RATIOS

PARTICULARS		31.03.2017	31.03.2016	31.03.2015
Net Profit Margin ((PAT / Sales) * 100)	%	3.06	2.20	2.41
Return on Total Assets ((PAT / Total Assets) * 100)	%	8.26	8.21	8.50
Return on Investment (ROI) ((PAT / Networth) * 100)	%	14.24	14.57	16.58

SOLVENCY RATIOS

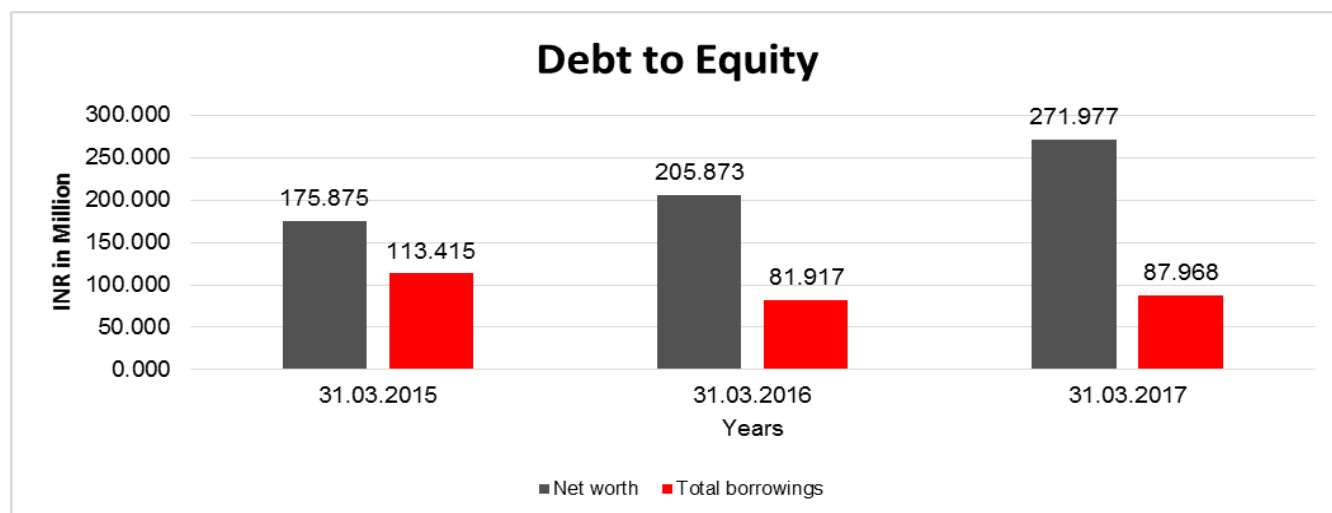
PARTICULARS	31.03.2017	31.03.2016	31.03.2015
Current Ratio (Current Assets / Current Liabilities)	1.60	1.73	1.60
Quick Ratio ((Current Assets – Inventories) / Current Liabilities)	0.85	0.82	1.20
G-Score Ratio Financial (Networth / Total Assets)	0.58	0.56	0.51
G-Score Ratio Debt (Debts / Equity Capital)	8.06	8.48	11.75
G-Score Ratio Liquidity (Total Current Assets / Total Current Liabilities)	1.60	1.73	1.60

Total Liability = Short-term Debt + Long-term Debt + Current Maturities of Long-term debts

FINANCIAL ANALYSIS
[all figures are in INR Million]

DEBT EQUITY RATIO

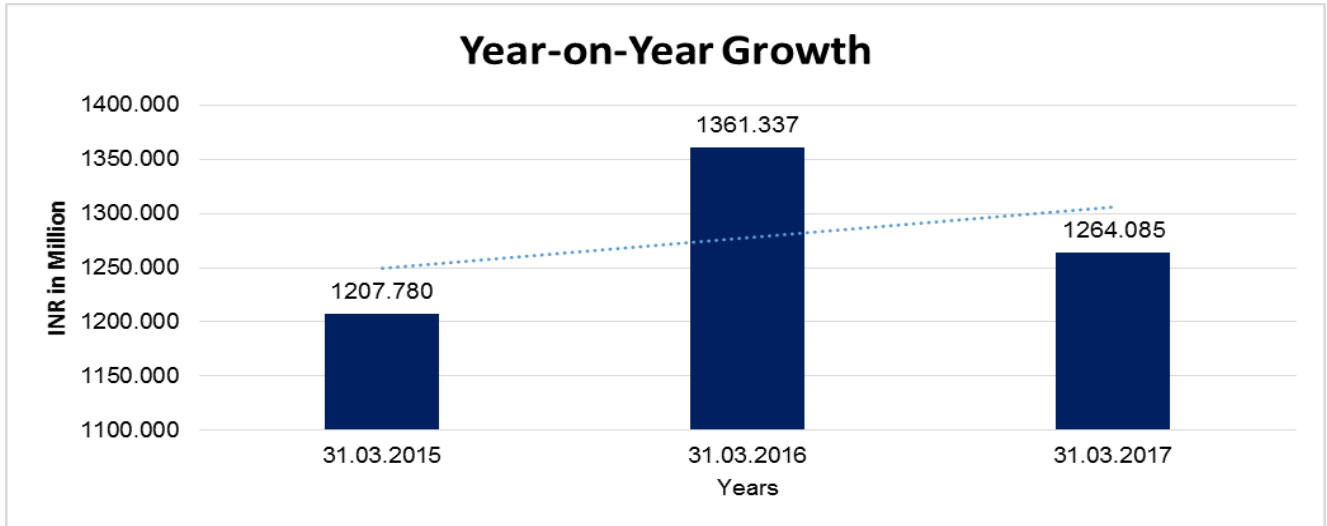
Particular	31.03.2015 (INR in Million)	31.03.2016 (INR in Million)	31.03.2017 (INR in Million)
Share Capital	9.655	9.655	10.919
Reserves & Surplus	166.220	196.218	261.058
Money received against share warrants	0.000	0.000	0.000
Share Application money pending allotment	0.000	0.000	0.000
Net worth	175.875	205.873	271.977
long-term borrowings	22.992	10.127	0.000
Short term borrowings	90.423	71.790	87.968
Total borrowings	113.415	81.917	87.968
Debt/Equity ratio	0.645	0.398	0.323



YEAR-ON-YEAR GROWTH

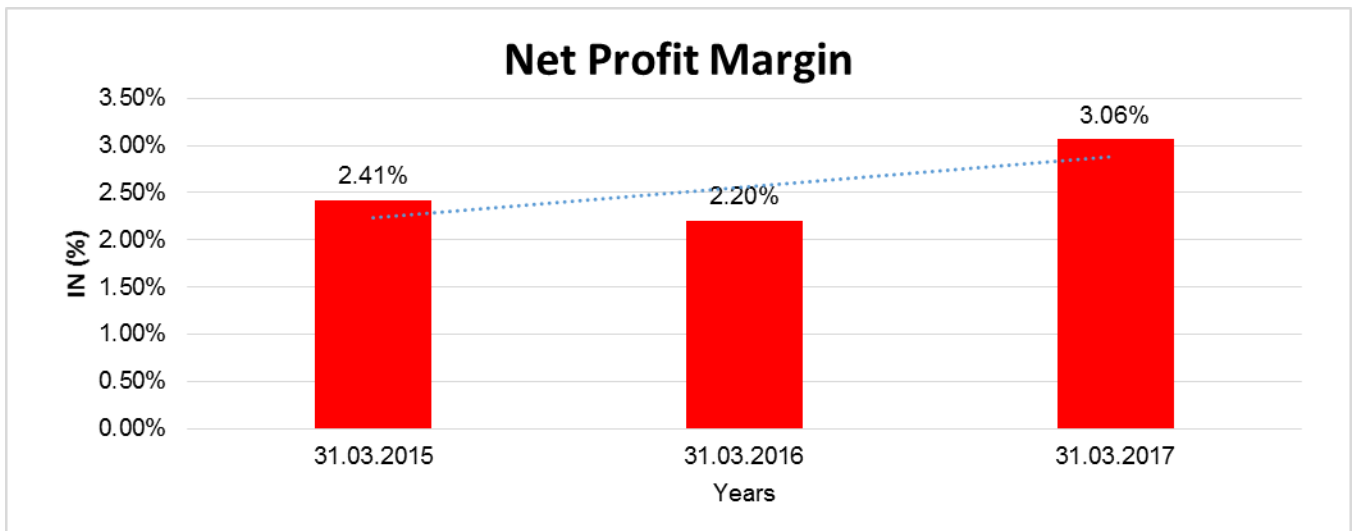
Year on Year Growth	31.03.2015 (INR in Million)	31.03.2016 (INR in Million)	31.03.2017 (INR in Million)
Sales	1207.780	1361.337	1264.085
		12.714	(7.144)

DISCLAIMER : This Report is **PRIVATE & CONFIDENTIAL** and it is prepared at the request of and for its use by the Subscriber only. The Subscriber shall use the contents of the Report merely as an aid to its business. Mira Inform Private Limited ("MIPL") has collated information/data in the Report, which have not been verified unless otherwise specifically mentioned in the Report. The Subscriber shall independently verify the accuracy and correctness of the information/data before in any way acting upon the same. MIPL shall not be liable for any harm, injury, loss or damage caused to the Subscriber due to default by the Subscriber's debtors/beneficiaries in fulfilling their obligations of any nature whatsoever. This Report or any of its portion shall not be used as a documentary evidence or otherwise before any investigative agencies or forum of law. This Report is confidential and proprietary to MIPL. The Subscriber and/or any other person(s) may not reproduce, publish or disclose any of the contents of the Report to others without the express authorization of MIPL. This Report is prepared and issued to the Subscriber without any risk, responsibility or liability on the part of MIPL or its officials.



NET PROFIT MARGIN

Net Profit Margin	31.03.2015	31.03.2016	31.03.2017
	(INR in Million)	(INR in Million)	(INR in Million)
Sales	1207.780	1361.337	1264.085
Profit	29.155	29.998	38.737
	2.41%	2.20%	3.06%



DISCLAIMER : This Report is **PRIVATE & CONFIDENTIAL** and it is prepared at the request of and for its use by the Subscriber only. The Subscriber shall use the contents of the Report merely as an aid to its business. Mira Inform Private Limited ("MIPL") has collated information/data in the Report, which have not been verified unless otherwise specifically mentioned in the Report. The Subscriber shall independently verify the accuracy and correctness of the information/data before in any way acting upon the same. MIPL shall not be liable for any harm, injury, loss or damage caused to the Subscriber due to default by the Subscriber's debtors/beneficiaries in fulfilling their obligations of any nature whatsoever. This Report or any of its portion shall not be used as a documentary evidence or otherwise before any investigative agencies or forum of law. This Report is confidential and proprietary to MIPL. The Subscriber and/or any other person(s) may not reproduce, publish or disclose any of the contents of the Report to others without the express authorization of MIPL. This Report is prepared and issued to the Subscriber without any risk, responsibility or liability on the part of MIPL or its officials.

ABRIDGED BALANCE SHEET (CONSOLIDATED)

SOURCES OF FUNDS		31.03.2017	31.03.2016
I. EQUITY AND LIABILITIES			
(1) Shareholders' Funds			
(a) Share Capital		10.919	9.655
(b) Reserves & Surplus		259.894	196.290
(c) Money received against share warrants		0.000	0.000
		0.040	
(2) Share Application money pending allotment		0.000	0.000
Total Shareholders' Funds (1) + (2)		270.853	205.945
(3) Non-Current Liabilities			
(a) long-term borrowings		0.000	10.127
(b) Deferred tax liabilities (Net)		5.823	3.281
(c) Other long term liabilities		0.000	0.000
(d) long-term provisions		0.000	0.000
Total Non-current Liabilities (3)		5.823	13.408
(4) Current Liabilities			
(a) Short term borrowings		87.968	71.790
(b) Trade payables		57.439	28.114
(c) Other current liabilities		40.051	32.664
(d) Short-term provisions		10.432	13.694
Total Current Liabilities (4)		195.890	146.262
TOTAL		472.566	365.615
II. ASSETS			
(1) Non-current assets			
(a) Fixed Assets			
(i) Tangible assets		114.451	65.492
(ii) Intangible Assets		0.617	0.000
(iii) Capital work-in-progress		0.000	0.000
(iv) Intangible assets under development		0.000	0.000
(b) Non-current Investments		2.585	4.542
(c) Deferred tax assets (net)		0.000	0.000
(d) Long-term Loan and Advances		46.220	42.044
(e) Other Non-current assets		0.607	0.052
Total Non-Current Assets		164.480	112.130
(2) Current assets			
(a) Current investments		0.000	0.000
(b) Inventories		145.060	133.424
(c) Trade receivables		40.280	62.540

DISCLAIMER : This Report is **PRIVATE & CONFIDENTIAL** and it is prepared at the request of and for its use by the Subscriber only. The Subscriber shall use the contents of the Report merely as an aid to its business. Mira Inform Private Limited ("MIPL") has collated information/data in the Report, which have not been verified unless otherwise specifically mentioned in the Report. The Subscriber shall independently verify the accuracy and correctness of the information/data before in any way acting upon the same. MIPL shall not be liable for any harm, injury, loss or damage caused to the Subscriber due to default by the Subscriber's debtors/beneficiaries in fulfilling their obligations of any nature whatsoever. This Report or any of its portion shall not be used as a documentary evidence or otherwise before any investigative agencies or forum of law. This Report is confidential and proprietary to MIPL. The Subscriber and/or any other person(s) may not reproduce, publish or disclose any of the contents of the Report to others without the express authorization of MIPL. This Report is prepared and issued to the Subscriber without any risk, responsibility or liability on the part of MIPL or its officials.

(d) Cash and cash equivalents		3.350	2.037
(e) Short-term loans and advances		118.487	55.174
(f) Other current assets		0.909	0.310
Total Current Assets		308.086	253.485
TOTAL		472.566	365.615

PROFIT & LOSS ACCOUNT (CONSOLIDATED)

	PARTICULARS	31.03.2017	31.03.2016
	SALES		
	Income	1266.836	1361.336
	Other Income	65.264	70.072
	TOTAL	1332.100	1431.408
Less	EXPENSES		
	Cost of Materials Consumed	1066.496	1217.463
	Changes in inventories of finished goods, work-in-progress and Stock-in-Trade	1.989	(0.691)
	Employees benefits expense	35.985	26.850
	Other expenses	174.849	139.430
	Extraordinary Item	(5.092)	0.003
	TOTAL	1274.227	1383.055
	PROFIT/ (LOSS) BEFORE INTEREST, TAX, DEPRECIATION AND AMORTISATION	57.873	48.353
Less	FINANCIAL EXPENSES	4.180	2.826
	PROFIT / (LOSS) BEFORE TAX, DEPRECIATION AND AMORTISATION	53.693	45.527
Less	DEPRECIATION/ AMORTISATION	4.319	2.673
	PROFIT/ (LOSS) BEFORE TAX	49.374	42.854
Less	TAX	12.581	12.856
	PROFIT/ (LOSS) AFTER TAX	36.793	29.998
	Earnings / (Loss) Per Share (INR)	33.86	31.49

DISCLAIMER : This Report is **PRIVATE & CONFIDENTIAL** and it is prepared at the request of and for its use by the Subscriber only. The Subscriber shall use the contents of the Report merely as an aid to its business. Mira Inform Private Limited ("MIPL") has collated information/data in the Report, which have not been verified unless otherwise specifically mentioned in the Report. The Subscriber shall independently verify the accuracy and correctness of the information/data before in any way acting upon the same. MIPL shall not be liable for any harm, injury, loss or damage caused to the Subscriber due to default by the Subscriber's debtors/beneficiaries in fulfilling their obligations of any nature whatsoever. This Report or any of its portion shall not be used as a documentary evidence or otherwise before any investigative agencies or forum of law. This Report is confidential and proprietary to MIPL. The Subscriber and/or any other person(s) may not reproduce, publish or disclose any of the contents of the Report to others without the express authorization of MIPL. This Report is prepared and issued to the Subscriber without any risk, responsibility or liability on the part of MIPL or its officials.

LOCAL AGENCY FURTHER INFORMATION

Sr. No.	Check List by Info Agents	Available in Report (Yes / No)
1]	Year of establishment	Yes
2]	Constitution of the entity Incorporation details	Yes
3]	Locality of the entity	Yes
4]	Premises details	No
5]	Buyer visit details	--
6]	Contact numbers	Yes
7]	Name of the person contacted	No
8]	Designation of contact person	No
9]	Promoter's background	Yes
10]	Date of Birth of Proprietor / Partners / Directors	Yes
11]	Pan Card No. of Proprietor / Partners	No
12]	Voter Id Card No. of Proprietor / Partners	No
13]	Type of business	Yes
14]	Line of Business	Yes
15]	Export/import details (if applicable)	No
16]	No. of employees	No
17]	Details of sister concerns	Yes
18]	Major suppliers	No
19]	Major customers	No
20]	Banking Details	Yes
21]	Banking facility details	No
22]	Conduct of the banking account	--
23]	Financials, if provided	Yes
24]	Capital in the business	Yes
25]	Last accounts filed at ROC, if applicable	Yes
26]	Turnover of firm for last three years	Yes
27]	Reasons for variation <> 20%	--
28]	Estimation for coming financial year	No
29]	Profitability for last three years	Yes
30]	Major shareholders, if available	Yes
31]	External Agency Rating, if available	No
32]	Litigations that the firm/promoter involved in	--
33]	Market information	--
34]	Payments terms	No
35]	Negative Reporting by Auditors in the Annual Report	No

INDEX OF CHARGES

S No	SRN	Charge Id	Charge Holder Name	Date of Creation	Date of Modification	Date of Satisfaction	Amount	Address
1	B7948 1537	10436 539	AXIS BANK LIMITED	25/06/ 2013	-	-	27500000.0	CHHIBBER ROAD,3RD FLOOR, G S ROAD, DISPURGUWAHATIAS78 1005IN
2	G608 01057	10331 437	AXIS BANK LIMITED	27/12/ 2011	09/10/2 017	-	160000000.0	SME CENTRE GUWAHATI, CHIBBER HOUSE, 3RD FLOOR,G.S. ROAD, DISPURGUWAHATIAS78 1005IN
3	B3764 8649	90266 150	UCO BANK	31/08/ 2005	28/02/2 011	30/03/2 012	65000000.0	FANCY BAZARGUWAHATIAS781 001IN

FIXED ASSETS

- Land
- Building
- Furniture and Fixture
- Computer
- Plant and Machinery

CMT REPORT (Corruption, Money Laundering & Terrorism]

The Public Notice information has been collected from various sources including but not limited to: **The Courts, India Prisons Service, Interpol, etc.**

1] INFORMATION ON DESIGNATED PARTY

No records exist designating subject or any of its beneficial owners, controlling shareholders or senior officers as terrorist or terrorist organization or whom notice had been received that all financial transactions involving their assets have been blocked or convicted, found guilty or against whom a judgement or order had been entered in a proceedings for violating money-laundering, anti-corruption or bribery or international economic or anti-terrorism sanction laws or whose assets were seized, blocked, frozen or ordered forfeited for violation of money laundering or international anti-terrorism laws.

2] Court Declaration :

No records exist to suggest that subject is or was the subject of any formal or informal allegations, prosecutions or other official proceeding for making any prohibited payments or other improper payments to government officials for engaging in prohibited transactions or with designated parties.

3] Asset Declaration :

No records exist to suggest that the property or assets of the subject are derived from criminal conduct or a prohibited transaction.

4] Record on Financial Crime :

Charges or conviction registered against subject: **None**

5] Records on Violation of Anti-Corruption Laws :

Charges or investigation registered against subject: **None**

6] Records on Int'l Anti-Money Laundering Laws/Standards :

Charges or investigation registered against subject: **None**

7] Criminal Records

No available information exist that suggest that subject or any of its principals have been formally charged or convicted by a competent governmental authority for any financial crime or under any formal investigation by a competent government authority for any violation of anti-corruption laws or international anti-money laundering laws or standard.

8] Affiliation with Government :

No record exists to suggest that any director or indirect owners, controlling shareholders, director, officer or employee of the company is a government official or a family member or close business associate of a Government official.

9] Compensation Package :

Our market survey revealed that the amount of compensation sought by the subject is fair and reasonable and comparable to compensation paid to others for similar services.

10] Press Report :

No press reports / filings exists on the subject.

CORPORATE GOVERNANCE

MIRA INFORM as part of its Due Diligence do provide comments on Corporate Governance to identify management and governance. These factors often have been predictive and in some cases have created vulnerabilities to credit deterioration.

Our Governance Assessment focuses principally on the interactions between a company's management, its Board of Directors, Shareholders and other financial stakeholders.

CONTRAVENTION

Subject is not known to have contravened any existing local laws, regulations or policies that prohibit, restrict or otherwise affect the terms and conditions that could be included in the agreement with the subject.

FOREIGN EXCHANGE RATES

Currency	Unit	INR
US Dollar	1	INR 68.87
UK Pound	1	INR 91.14
Euro	1	INR 80.63

INFORMATION DETAILS

Information Gathered by :	SVT
Analysis Done by :	VIV
Report Prepared by :	TRUP

SCORE FACTORS

DEMERIT POINTS		
--BANK CHARGES	YES/NO	YES
--LITIGATION	YES/NO	NO
--OTHER ADVERSE INFORMATION	YES/NO	NO
MERIT POINTS		
--SOLE DISTRIBUTORSHIP	YES/NO	NO
--EXPORT ACTIVITIES	YES/NO	NO
--AFFILIATION	YES/NO	YES
--LISTED	YES/NO	NO
--OTHER MERIT FACTORS	YES/NO	YES

RATING EXPLANATIONS

Credit Rating	Explanation	Rating Comments
A++	Minimum Risk	Business dealings permissible with minimum risk of default
A+	Low Risk	Business dealings permissible with low risk of default
A	Acceptable Risk	Business dealings permissible with moderate risk of default
B	Medium Risk	Business dealings permissible on a regular monitoring basis
C	Medium High Risk	Business dealings permissible preferably on secured basis
D	High Risk	Business dealing not recommended or on secured terms only
NB	New Business	No recommendation can be done due to business in infancy stage
NT	No Trace	No recommendation can be done as the business is not traceable

NB is stated where there is insufficient information to facilitate rating. However, it is not to be considered as unfavourable.

This score serves as a reference to assess SC's credit risk and to set the amount of credit to be extended. It is calculated from a composite of weighted scores obtained from each of the major sections of this report. The assessed factors are as follows:

- Financial condition covering various ratios
- Company background and operations size
- Promoters / Management background
- Payment record
- Litigation against the subject
- Industry scenario / competitor analysis
- Supplier / Customer / Banker review (wherever available)

DISCLAIMER : This Report is **PRIVATE & CONFIDENTIAL** and it is prepared at the request of and for its use by the Subscriber only. The Subscriber shall use the contents of the Report merely as an aid to its business. Mira Inform Private Limited ("MIPL") has collated information/data in the Report, which have not been verified unless otherwise specifically mentioned in the Report. The Subscriber shall independently verify the accuracy and correctness of the information/data before in any way acting upon the same. MIPL shall not be liable for any harm, injury, loss or damage caused to the Subscriber due to default by the Subscriber's debtors/beneficiaries in fulfilling their obligations of any nature whatsoever. This Report or any of its portion shall not be used as a documentary evidence or otherwise before any investigative agencies or forum of law. This Report is confidential and proprietary to MIPL. The Subscriber and/or any other person(s) may not reproduce, publish or disclose any of the contents of the Report to others without the express authorization of MIPL. This Report is prepared and issued to the Subscriber without any risk, responsibility or liability on the part of MIPL or its officials.