

MIRA INFORM REPORT

Report No. :	519284
Report Date :	10.07.2018

IDENTIFICATION DETAILS

Name :	TIMBER PLAY LTD.
Registered Office :	Aizlewoods Mill, Nursery Street, Sheffield, S3 8gg
Country :	United Kingdom
Financials (as on) :	31.12.2016
Date of Incorporation :	13.12.2000
Com. Reg. No.:	04124351
Legal Form :	Private limited with Share Capital
Line of Business :	Agents specialized in the sale of other particular products [We tried to confirm / obtain the detailed activity but the same is not available from any sources]
No. of Employees :	22 [2016]

RATING & COMMENTS

(Mira Inform has adopted New Rating mechanism w.e.f. 23rd January 2017)

MIRA's Rating :

A

Credit Rating	Explanation	Rating Comments
A	Acceptable Risk	Business dealings permissible with moderate risk of default

Status :	Satisfactory
Payment Behaviour :	No Complaints
Litigation :	Clear

NOTES :

Any query related to this report can be made on e-mail : infodept@mirainform.com while quoting report number, name and date.

ECGC Country Risk Classification List

Country Name	Previous Rating (31.12.2017)	Current Rating (01.04.2018)
United Kingdom	A1	A1

Risk Category	ECGC Classification
Insignificant	A1
Low Risk	A2
Moderately Low Risk	B1
Moderate Risk	B2
Moderately High Risk	C1
High Risk	C2
Very High Risk	D

UNITED KINGDOM - ECONOMIC OVERVIEW

The UK, a leading trading power and financial center, is the third largest economy in Europe after Germany and France. Agriculture is intensive, highly mechanized, and efficient by European standards, producing about 60% of food needs with less than 2% of the labor force. The UK has large coal, natural gas, and oil resources, but its oil and natural gas reserves are declining; the UK has been a net importer of energy since 2005. Services, particularly banking, insurance, and business services, are key drivers of British GDP growth. Manufacturing, meanwhile, has declined in importance but still accounts for about 10% of economic output.

In 2008, the global financial crisis hit the economy particularly hard, due to the importance of its financial sector. Falling home prices, high consumer debt, and the global economic slowdown compounded the UK's economic problems, pushing the economy into recession in the latter half of 2008 and prompting the then BROWN (Labour) government to implement a number of measures to stimulate the economy and stabilize the financial markets. Facing burgeoning public deficits and debt levels, in 2010 the then CAMERON-led coalition government (between Conservatives and Liberal Democrats) initiated an austerity program, which has continued under the Conservative government. However, the deficit still remains one of the highest in the G7, standing at 3.6% of GDP as of 2017, and the UK has pledged to lower its corporation tax from 20% to 17% by 2020. The UK had a debt burden of 90.4% GDP at the end of 2017.

The UK's economy has begun to slow since the referendum vote to leave the EU in June 2016. A sustained depreciation of the British pound has increased consumer and producer prices, weighing on consumer spending without spurring a meaningful increase in exports. The UK has an extensive trade relationship with other EU members through its single market membership and economic observers have warned the exit will jeopardize its position as the central location for European financial services. Prime Minister MAY is seeking a new "deep and special" trade relationship with the EU following the UK's exit. However, economists doubt that the UK will be able to preserve the benefits of EU membership without the obligations.

Source : CIA

COMPANY NAME AND ADDRESS

Company Name: **TIMBER PLAY LTD.**
Company No: **04124351**
Company Status: **Active - Accounts Filed**
Status: **Active**
Registered Address: **AIZLEWOODS MILLNURSERY STREETSHEFFIELDS3 8GG**

COMPANY NAME

TIMBER PLAY LTD.

COMPANY NUMBER

04124351

COMPANY SUMMARY

Registered Address AIZLEWOODS MILL
NURSERY STREET
SHEFFIELD
S3 8GG
Trading Address Aizlewoods Mill
Nursery Street
Sheffield
South Yorkshire
S3 8GG
Website Address <http://www.timberplay.com>
Telephone Number 01142823474
Fax Number
TPS No
FPS Yes
Incorporation Date 13/12/2000
Previous Name
Type Private limited with Share Capital
FTSE Index -
Date of Change -
Filing Date of Accounts 29/09/2017
Currency GBP
Share Capital £10,500
SIC07 46180

DISCLAIMER : This Report is **PRIVATE & CONFIDENTIAL** and it is prepared at the request of and for its use by the Subscriber only. The Subscriber shall use the contents of the Report merely as an aid to its business. Mira Inform Private Limited ("MIPL") has collated information/data in the Report, which have not been verified unless otherwise specifically mentioned in the Report. The Subscriber shall independently verify the accuracy and correctness of the information/data before in any way acting upon the same. MIPL shall not be liable for any harm, injury, loss or damage caused to the Subscriber due to default by the Subscriber's debtors/beneficiaries in fulfilling their obligations of any nature whatsoever. This Report or any of its portion shall not be used as a documentary evidence or otherwise before any investigative agencies or forum of law. This Report is confidential and proprietary to MIPL. The Subscriber and/or any other person(s) may not reproduce, publish or disclose any of the contents of the Report to others without the express authorization of MIPL. This Report is prepared and issued to the Subscriber without any risk, responsibility or liability on the part of MIPL or its officials.

Charity Number -
SIC07 Description AGENTS SPECIALIZED IN THE SALE OF OTHER PARTICULAR PRODUCTS
Principal Activity Agents in particular products.

ADDITIONAL INFORMATION

CCJ's 0 (£0)
No CCJ Information To Display
Ultimate Holding Company -
Accountant HENTONS
Mortgages 1
Trade Debtors -
Group 0 companies
Linkages 0 companies
Countries In 0 countries

KEY FINANCIALS

Year to Date	Turnover	Pre Tax Profit	Shareholder's Funds	Employees
31/12/2016	-	-	£469,936	22
31/12/2015	-	-	£465,786	20
31/12/2014	-	-	£331,725	-

MORTGAGE SUMMARY

Total Mortgage 1
Outstanding 1
Satisfied 0

TRADE DEBTORS / BAD DEBT SUMMARY

Total Number of Documented Trade 3
Total Value of Documented Trade £25,616

COMMENTARY

This company has only made late payments on a low percentage of invoices.

The latest Balance Sheet indicates a very positive net working capital position.

DISCLAIMER : This Report is **PRIVATE & CONFIDENTIAL** and it is prepared at the request of and for its use by the Subscriber only. The Subscriber shall use the contents of the Report merely as an aid to its business. Mira Inform Private Limited ("MIPL") has collated information/data in the Report, which have not been verified unless otherwise specifically mentioned in the Report. The Subscriber shall independently verify the accuracy and correctness of the information/data before in any way acting upon the same. MIPL shall not be liable for any harm, injury, loss or damage caused to the Subscriber due to default by the Subscriber's debtors/beneficiaries in fulfilling their obligations of any nature whatsoever. This Report or any of its portion shall not be used as a documentary evidence or otherwise before any investigative agencies or forum of law. This Report is confidential and proprietary to MIPL. The Subscriber and/or any other person(s) may not reproduce, publish or disclose any of the contents of the Report to others without the express authorization of MIPL. This Report is prepared and issued to the Subscriber without any risk, responsibility or liability on the part of MIPL or its officials.

There has been an increase in shareholders funds compared with the previous balance sheet.
This company trades in an industry with a moderate level of corporate failures.

CCJ

Total Number of Exact CCJs -	0	Total Value of Exact CCJs -	
Total Number of Possible CCJs -	0	Total Value of Possible CCJs -	
Total Number of Satisfied CCJs -	0	Total Value of Satisfied CCJs -	
Total Number of Writs -	-		

Total Current Directors	3	Total Current Secretaries	1
Total Previous Directors / Company Secretaries	7	Total Person's With Significant Control	1

CURRENT DIRECTORS

Title	Mr	Function	Director
Name	Paul Collings	Nationality	British
Date of Birth	04/1964	Present Appointments	4
Latest Address	47 Tullibardine Road, Sheffield	Appointment Date	09/02/2001
Post Code	S11 7GL		
Title	Mr	Function	Director
Name	Jon Vincent Hallam	Nationality	British
Date of Birth	02/1970	Present Appointments	1
Latest Address	478 Redmires Road, Sheffield	Appointment Date	17/06/2010
Post Code	S10 4LG		
Title	Mr	Function	Director
Name	Ben Harbottle	Nationality	British
Date of Birth	10/1975	Present Appointments	1
Latest Address	31 Main Street, Thurnby, Leicester	Appointment Date	24/06/2016
Post Code	LE7 9PJ		

DISCLAIMER : This Report is **PRIVATE & CONFIDENTIAL** and it is prepared at the request of and for its use by the Subscriber only. The Subscriber shall use the contents of the Report merely as an aid to its business. Mira Inform Private Limited ("MIPL") has collated information/data in the Report, which have not been verified unless otherwise specifically mentioned in the Report. The Subscriber shall independently verify the accuracy and correctness of the information/data before in any way acting upon the same. MIPL shall not be liable for any harm, injury, loss or damage caused to the Subscriber due to default by the Subscriber's debtors/beneficiaries in fulfilling their obligations of any nature whatsoever. This Report or any of its portion shall not be used as a documentary evidence or otherwise before any investigative agencies or forum of law. This Report is confidential and proprietary to MIPL. The Subscriber and/or any other person(s) may not reproduce, publish or disclose any of the contents of the Report to others without the express authorization of MIPL. This Report is prepared and issued to the Subscriber without any risk, responsibility or liability on the part of MIPL or its officials.

CURRENT COMPANY SECRETARY










Title	Mr	Function	Company Secretary
Name	Jon Vincent Hallam	Nationality	British
Date of Birth	02/1970	Present Appointments	2
Latest Address	478 Redmires Road, Sheffield	Appointment Date	27/09/2006
Post Code	S10 4LG		

TOP SHAREHOLDERS







Name	Currency	Share Count	Share Type	Nominal Value	% of Total Share Count
PAUL COLLINGS	GBP	8,000	ORDINARY	1	76.19
DAVID PETER COLLINGS	GBP	2,000	ORDINARY	1	19.05
BEN HARBOTTLE	GBP	500	ORDINARY	1	4.76

FINANCIALS















Profit & Loss

	Date Of Accounts	31/12/16	(%)	31/12/15	(%)	31/12/14	(%)	31/12/13	(%)	31/12/12
	Weeks	52	(%)	52	(%)	52	(%)	52	(%)	52
	Currency	GBP	(%)	GBP	(%)	GBP	(%)	GBP	(%)	GBP
	Consolidated A/cs	N	(%)	N	(%)	N	(%)	N	(%)	N
	Turnover	-	-	-	-	-	-	-	-	-
	Export	-	-	-	-	-	-	-	-	-
	Cost of Sales	-	-	-	-	-	-	-	-	-
	Gross Profit	-	-	-	-	-	-	-	-	-
	Wages & Salaries	-	-	-	-	-	-	-	-	-
	Directors Emoluments	-	-	-	-	-	-	-	-	-
	Operating Profit	-	-	-	-	-	-	-	-	-
	Depreciation	£22,901	70.2%	£13,455	59%	£8,462	-	£11,005	-	£26,713
	Audit Fees	-	-	-	-	-	23.1%	-	58.8%	-




DISCLAIMER : This Report is **PRIVATE & CONFIDENTIAL** and it is prepared at the request of and for its use by the Subscriber only. The Subscriber shall use the contents of the Report merely as an aid to its business. Mira Inform Private Limited ("MIPL") has collated information/data in the Report, which have not been verified unless otherwise specifically mentioned in the Report. The Subscriber shall independently verify the accuracy and correctness of the information/data before in any way acting upon the same. MIPL shall not be liable for any harm, injury, loss or damage caused to the Subscriber due to default by the Subscriber's debtors/beneficiaries in fulfilling their obligations of any nature whatsoever. This Report or any of its portion shall not be used as a documentary evidence or otherwise before any investigative agencies or forum of law. This Report is confidential and proprietary to MIPL. The Subscriber and/or any other person(s) may not reproduce, publish or disclose any of the contents of the Report to others without the express authorization of MIPL. This Report is prepared and issued to the Subscriber without any risk, responsibility or liability on the part of MIPL or its officials.

	Interest Payments	-	-	-	-	-	-	-	-	-
	Pre Tax Profit	-	-	-	-	-	-	-	-	-
	Taxation	-	-	-	-	-	-	-	-	-
	Profit After Tax	-	-	-	-	-	-	-	-	-
	Dividends Payable	-	-	-	-	-	-	-	-	-
	Retained Profit	-	-	-	-	-	-	-	-	-






Balance Sheet

	Date Of Accounts	31/12/16	(%)	31/12/15	(%)	31/12/14	(%)	31/12/13	(%)	31/12/12
	Tangible Assets	£29,030	-66.1%	£85,744	55%	£55,331	-13.3%	£63,808	-48.8%	£124,536
	Intangible Assets	0	-	0	-	0	-	0	-	0
	Total Fixed Assets	£29,030	-66.1%	£85,744	55%	£55,331	-13.3%	£63,808	-48.8%	£124,536
	Stock	£88,644	-62.4%	£235,737	50.6%	£156,560	161.5%	£59,867	128.1%	£26,242
	Trade Debtors	£563,473	161.5%	£215,472	-63.1%	£584,604	32.5%	£441,113	-3.8%	£458,734
	Cash	£70,855	-65.7%	£206,388	36.7%	£151,025	-29.7%	£214,734	53.8%	£139,592
	Other Debtors	£74,976	-36.7%	£118,506	-	0	-	0	-	0
	Miscellaneous Current Assets	0	-	0	-	0	-	0	-	0
	Total Current Assets	£797,948	2.8%	£776,103	-13%	£892,189	24.7%	£715,714	14.6%	£624,568
	Trade Creditors	£90,696	3.9%	£87,311	-85.8%	£615,795	34.4%	£458,054	31.8%	£347,610
	Bank Loans & Overdrafts	0	-	0	-	0	-	0	-	0
	Other Short Term Finance	0	-100%	£32,712	-	0	-	0	-	0
	Miscellaneous Current Liabilities	£260,627	-3.2%	£269,157	-	0	-	0	-	0
	Total Current	£351,323	-9.7%	£389,180	-36.8	£615,795	34.4%	£458,054	31.8%	£347,610






DISCLAIMER : This Report is **PRIVATE & CONFIDENTIAL** and it is prepared at the request of and for its use by the Subscriber only. The Subscriber shall use the contents of the Report merely as an aid to its business. Mira Inform Private Limited ("MIPL") has collated information/data in the Report, which have not been verified unless otherwise specifically mentioned in the Report. The Subscriber shall independently verify the accuracy and correctness of the information/data before in any way acting upon the same. MIPL shall not be liable for any harm, injury, loss or damage caused to the Subscriber due to default by the Subscriber's debtors/beneficiaries in fulfilling their obligations of any nature whatsoever. This Report or any of its portion shall not be used as a documentary evidence or otherwise before any investigative agencies or forum of law. This Report is confidential and proprietary to MIPL. The Subscriber and/or any other person(s) may not reproduce, publish or disclose any of the contents of the Report to others without the express authorization of MIPL. This Report is prepared and issued to the Subscriber without any risk, responsibility or liability on the part of MIPL or its officials.

	Liabilities				%					
	Bank Loans & Overdrafts and LTL	£5,719	-16.9%	£6,881	-	0	-	0	-100%	£2,090
	Other Long Term Finance	0	-	0	-	0	-	0	-	0
	Total Long Term Liabilities	£5,719	-16.9%	£6,881	-	0	-	0	-100%	£2,090




Capital & Reserves

	Date Of Accounts	31/12/16	(%)	31/12/15	(%)	31/12/14	(%)	31/12/13	(%)	31/12/12
	Called Up Share Capital	£10,500	-	£10,500	-	£10,500	-	£10,500	-	£10,500
	P & L Account Reserve	£459,436	0.9%	£455,286	41.7%	£321,225	3.3%	£310,968	-20%	£388,904
	Revaluation Reserve	-	-	-	-	-	-	-	-	-
	Sundry Reserves	-	-	-	-	-	-	-	-	-
	Shareholder Funds	£469,936	0.9%	£465,786	40.4%	£331,725	3.2%	£321,468	-19.5%	£399,404


Other Financial Items

	Date Of Accounts	31/12/16	(%)	31/12/15	(%)	31/12/14	(%)	31/12/13	(%)	31/12/12
	Net Worth	£469,936	0.9%	£465,786	40.4%	£331,725	3.2%	£321,468	-19.5%	£399,404
	Working Capital	£446,625	15.4%	£386,923	40%	£276,394	7.3%	£257,660	-7%	£276,958
	Total Assets	£826,978	-4%	£861,847	-9%	£947,520	21.6%	£779,522	4.1%	£749,104
	Total Liabilities	£357,042	-9.9%	£396,061	-35.7%	£615,795	34.4%	£458,054	31%	£349,700
	Net Assets	£469,936	0.9%	£465,786	40.4%	£331,725	3.2%	£321,468	-19.5%	£399,404



Cash Flow

	Date Of Accounts	31/12/16	(%)	31/12/15	(%)	31/12/14	(%)	31/12/13	(%)	31/12/12
	Net Cashflow from Operations	-	-	-	-	-	-	-	-	-
	Net Cashflow before Financing	-	-	-	-	-	-	-	-	-
	Net Cashflow from Financing	-	-	-	-	-	-	-	-	-















DISCLAIMER : This Report is **PRIVATE & CONFIDENTIAL** and it is prepared at the request of and for its use by the Subscriber only. The Subscriber shall use the contents of the Report merely as an aid to its business. Mira Inform Private Limited ("MIPL") has collated information/data in the Report, which have not been verified unless otherwise specifically mentioned in the Report. The Subscriber shall independently verify the accuracy and correctness of the information/data before in any way acting upon the same. MIPL shall not be liable for any harm, injury, loss or damage caused to the Subscriber due to default by the Subscriber's debtors/beneficiaries in fulfilling their obligations of any nature whatsoever. This Report or any of its portion shall not be used as a documentary evidence or otherwise before any investigative agencies or forum of law. This Report is confidential and proprietary to MIPL. The Subscriber and/or any other person(s) may not reproduce, publish or disclose any of the contents of the Report to others without the express authorization of MIPL. This Report is prepared and issued to the Subscriber without any risk, responsibility or liability on the part of MIPL or its officials.

	Increase in Cash	-	-	-	-	-	-	-	-	-
---	------------------	---	---	---	---	---	---	---	---	---

Miscellaneous

	Date Of Accounts	31/12/16	(%)	31/12/15	(%)	31/12/14	(%)	31/12/13	(%)	31/12/12
	Contingent Liability	NO	-	NO	-	NO	-	NO	-	NO
	Capital Employed	£475,655	0.6%	£472,667	42.5%	£331,725	3.2%	£321,468	-19.9%	£401,494
	Number of Employees	22	10%	20	-	-	-	-	-	-
	Accountants	HENTONS								
	Auditors									
	Auditor Comments	The company is exempt from audit								
	Bankers	THE ROYAL BANK OF SCOTLAND PLC								
	Bank Branch Code									

Ratios

	Date Of Accounts	31/12/16	31/12/15	31/12/14	31/12/13	31/12/12
	Pre-tax profit margin %	-	-	-	-	-
	Current ratio	2.27	1.99	1.45	1.56	1.80
	Sales/Net Working Capital	-	-	-	-	-
	Gearing %	1.20	1.50	0	0	0.50
	Equity in %	56.80	54	35	41.20	53.30
	Creditor Days	-	-	-	-	-
	Debtor Days	-	-	-	-	-
	Liquidity/Acid Test	2.01	1.38	1.19	1.43	1.72
	Return On Capital Employed %	-	-	-	-	-
	Return On Total Assets Employed %	-	-	-	-	-
	Current Debt Ratio	0.74	0.83	1.85	1.42	0.87
	Total Debt Ratio	0.75	0.85	1.85	1.42	0.87
	Stock Turnover Ratio %	-	-	-	-	-
	Return on Net Assets Employed %	-	-	-	-	-

Report Notes

There are no notes to display.

DISCLAIMER : This Report is **PRIVATE & CONFIDENTIAL** and it is prepared at the request of and for its use by the Subscriber only. The Subscriber shall use the contents of the Report merely as an aid to its business. Mira Inform Private Limited ("MIPL") has collated information/data in the Report, which have not been verified unless otherwise specifically mentioned in the Report. The Subscriber shall independently verify the accuracy and correctness of the information/data before in any way acting upon the same. MIPL shall not be liable for any harm, injury, loss or damage caused to the Subscriber due to default by the Subscriber's debtors/beneficiaries in fulfilling their obligations of any nature whatsoever. This Report or any of its portion shall not be used as a documentary evidence or otherwise before any investigative agencies or forum of law. This Report is confidential and proprietary to MIPL. The Subscriber and/or any other person(s) may not reproduce, publish or disclose any of the contents of the Report to others without the express authorization of MIPL. This Report is prepared and issued to the Subscriber without any risk, responsibility or liability on the part of MIPL or its officials.

Status History

No Status History found

EVENT HISTORY

Date	Description
21/06/2018	Payment Data Update Received
25/12/2017	Mr D.P. Collings has left the board
23/12/2017	Confirmation Statement
05/10/2017	New Accounts Filed
05/10/2017	New Accounts Filed
03/10/2017	Payment Data Update Received
30/12/2016	Annual Returns
05/10/2016	New Accounts Filed
11/07/2016	New Board Member Mr B. Harbottle appointed
08/07/2016	Payment Data Update Received
08/07/2016	Mr H. Harbottle has left the board
29/12/2015	Annual Returns
02/10/2015	Payment Data Update Received
01/10/2015	New Accounts Filed
01/10/2015	New Accounts Filed

Previous Company Names

No Previous Names found

Writ Details

No writs found

Statistics

Group	-
Linkages	0 companies
Countries	In 0 countries

Summary

Holding Company	-
Ownership Status	
Ultimate Holding Company	-

DISCLAIMER : This Report is **PRIVATE & CONFIDENTIAL** and it is prepared at the request of and for its use by the Subscriber only. The Subscriber shall use the contents of the Report merely as an aid to its business. Mira Inform Private Limited ("MIPL") has collated information/data in the Report, which have not been verified unless otherwise specifically mentioned in the Report. The Subscriber shall independently verify the accuracy and correctness of the information/data before in any way acting upon the same. MIPL shall not be liable for any harm, injury, loss or damage caused to the Subscriber due to default by the Subscriber's debtors/beneficiaries in fulfilling their obligations of any nature whatsoever. This Report or any of its portion shall not be used as a documentary evidence or otherwise before any investigative agencies or forum of law. This Report is confidential and proprietary to MIPL. The Subscriber and/or any other person(s) may not reproduce, publish or disclose any of the contents of the Report to others without the express authorization of MIPL. This Report is prepared and issued to the Subscriber without any risk, responsibility or liability on the part of MIPL or its officials.

TIMBER PLAY LTD. - 519284

PAGE NO. : 12

Group Structure
No Group Structure

Group	0 companies
Linkages	0 companies
Countries	In 0 countries

MORTGAGE DETAILS

Mortgage Type:	DEBENTURE		
Date Charge Created:	13/06/05		
Date Charge Registered:	18/06/05		
Date Charge Satisfied:	-		
Status:	OUTSTANDING		
Person(s) Entitled:	HSBC BANK PLC		
Amount Secured:	ALL MONIES DUE OR TO BECOME DUE FROM THE COMPANY TO THE CHARGEES ON ANY ACCOUNT WHATSOEVER		
Details:	FIXED AND FLOATING CHARGES OVER THE UNDERTAKING AND ALL PROPERTY AND ASSETS PRESENT AND FUTURE INCLUDING GOODWILL BOOKDEBTS UNCALLED CAPITAL BUILDINGS FIXTURES FIXED PLANT AND MACHINERY		

Creditor Details

	Total Number	Total Value
Trade Creditors	0	-
No Creditor Data		

TRADE DEBTORS / BAD DEBT DETAIL

	Total Number of Documented Trade	Total Value of Documented Trade
Trade Debtors	3	£25,616
Company Name	Amount	Statement Date
Vica S L Limited	£15,343	20/06/2017
Visible Changes Ltd	£7,951	02/03/2011
Calabasas Ltd	£2,322	16/09/2010

PREVIOUS DIRECTOR/COMPANY SECRETARIES

Name	Current Active	Previous	Dissolved
-------------	-----------------------	-----------------	------------------

DISCLAIMER : This Report is **PRIVATE & CONFIDENTIAL** and it is prepared at the request of and for its use by the Subscriber only. The Subscriber shall use the contents of the Report merely as an aid to its business. Mira Inform Private Limited ("MIPL") has collated information/data in the Report, which have not been verified unless otherwise specifically mentioned in the Report. The Subscriber shall independently verify the accuracy and correctness of the information/data before in any way acting upon the same. MIPL shall not be liable for any harm, injury, loss or damage caused to the Subscriber due to default by the Subscriber's debtors/beneficiaries in fulfilling their obligations of any nature whatsoever. This Report or any of its portion shall not be used as a documentary evidence or otherwise before any investigative agencies or forum of law. This Report is confidential and proprietary to MIPL. The Subscriber and/or any other person(s) may not reproduce, publish or disclose any of the contents of the Report to others without the express authorization of MIPL. This Report is prepared and issued to the Subscriber without any risk, responsibility or liability on the part of MIPL or its officials.

TIMBER PLAY LTD. - 519284

PAGE NO. : 13

	Appointments	Appointments	Companies
Harold Harbottle	2	2	1
Martyn Scholey	0	1	0
Stephen Emlyn Pickup	0	3	16
Patricia Pickup	0	2	8
David Peter Collings	0	2	1
David Peter Collings	0	2	1
IGP CORPORATE NOMINEES LTD	0	379	1645

Total Persons With Significant Control	1	Total Statements	0
Active	1	Active	0
Ceased	0	Ceased	0

Active Persons With Significant Control

Name	Mr Paul Collings	Kind	Individual Person With Significant Control
Address	15 Nursery Street, Sheffield	Country Of Residence	England
Post Code	S3 8GG	Nationality	British
Date of Birth	04/1964	Notified On	06/04/2016
Nature Of Control	Ownership of shares - above 75%		

Ceased Persons With Significant Control

No Ceased Persons With Significant Control To Display

Active Statements

No Active Statements To Display

Ceased Statements

No Ceased Statements To Display

FOREIGN EXCHANGE RATES

Currency	Unit	Indian Rupees
US Dollar	1	INR 68.66
UK Pound	1	INR 91.47
Euro	1	INR 80.78
GBP	1	INR 91.15

Note : Above are approximate rates obtained from sources believed to be correct

INFORMATION DETAILS

Analysis Done by :	NIS
Report Prepared by :	SYL

DISCLAIMER : This Report is **PRIVATE & CONFIDENTIAL** and it is prepared at the request of and for its use by the Subscriber only. The Subscriber shall use the contents of the Report merely as an aid to its business. Mira Inform Private Limited ("MIPL") has collated information/data in the Report, which have not been verified unless otherwise specifically mentioned in the Report. The Subscriber shall independently verify the accuracy and correctness of the information/data before in any way acting upon the same. MIPL shall not be liable for any harm, injury, loss or damage caused to the Subscriber due to default by the Subscriber's debtors/beneficiaries in fulfilling their obligations of any nature whatsoever. This Report or any of its portion shall not be used as a documentary evidence or otherwise before any investigative agencies or forum of law. This Report is confidential and proprietary to MIPL. The Subscriber and/or any other person(s) may not reproduce, publish or disclose any of the contents of the Report to others without the express authorization of MIPL. This Report is prepared and issued to the Subscriber without any risk, responsibility or liability on the part of MIPL or its officials.

RATING EXPLANATIONS

Credit Rating	Explanation	Rating Comments
A++	Minimum Risk	Business dealings permissible with minimum risk of default
A+	Low Risk	Business dealings permissible with low risk of default
A	Acceptable Risk	Business dealings permissible with moderate risk of default
B	Medium Risk	Business dealings permissible on a regular monitoring basis
C	Medium High Risk	Business dealings permissible preferably on secured basis
D	High Risk	Business dealing not recommended or on secured terms only
NB	New Business	No recommendation can be done due to business in infancy stage
NT	No Trace	No recommendation can be done as the business is not traceable

NB is stated where there is insufficient information to facilitate rating. However, it is not to be considered as unfavourable.

This score serves as a reference to assess SC's credit risk and to set the amount of credit to be extended. It is calculated from a composite of weighted scores obtained from each of the major sections of this report. The assessed factors are as follows:

- Financial condition covering various ratios
- Company background and operations size
- Promoters / Management background
- Payment record
- Litigation against the subject
- Industry scenario / competitor analysis
- Supplier / Customer / Banker review (wherever available)