

MIRA INFORM REPORT

Report No. :	519759
Report Date :	12.07.2018

IDENTIFICATION DETAILS

Name :	BLAGDEN SPECIALTY CHEMICALS LIMITED
Formerly Known As :	TOPAZ CHEMICALS LIMITED
Registered Office :	Osprey House Black Eagle Square Westerham Tn16 1pa
Country :	United Kingdom
Financials (as on) :	31.12.2016
Date of Incorporation :	24.01.2000
Com. Reg. No.:	03914333
Legal Form :	Private limited with Share Capital
Line of Business :	<ul style="list-style-type: none"> • Wholesale of chemical products • Representation of mainly overseas chemical manufacturers and the sales of products in the UK and Irish markets.
No. of Employees :	47

RATING & COMMENTS

(Mira Inform has adopted New Rating mechanism w.e.f. 23rd January 2017)

MIRA's Rating :

A

Credit Rating	Explanation	Rating Comments
A	Acceptable Risk	Business dealings permissible with moderate risk of default

Status :	Satisfactory
Payment Behaviour :	No Complaints
Litigation :	Clear

NOTES :

Any query related to this report can be made on e-mail : infodept@mirainform.com while quoting report number, name and date.

ECGC Country Risk Classification List

Country Name	Previous Rating (31.12.2017)	Current Rating (01.04.2018)
United Kingdom	A1	A1

Risk Category	ECGC Classification
Insignificant	A1
Low Risk	A2
Moderately Low Risk	B1
Moderate Risk	B2
Moderately High Risk	C1
High Risk	C2
Very High Risk	D

DISCLAIMER : This Report is **PRIVATE & CONFIDENTIAL** and it is prepared at the request of and for its use by the Subscriber only. The Subscriber shall use the contents of the Report merely as an aid to its business. Mira Inform Private Limited ("MIPL") has collated information/data in the Report, which have not been verified unless otherwise specifically mentioned in the Report. The Subscriber shall independently verify the accuracy and correctness of the information/data before in any way acting upon the same. MIPL shall not be liable for any harm, injury, loss or damage caused to the Subscriber due to default by the Subscriber's debtors/beneficiaries in fulfilling their obligations of any nature whatsoever. This Report or any of its portion shall not be used as a documentary evidence or otherwise before any investigative agencies or forum of law. This Report is confidential and proprietary to MIPL. The Subscriber and/or any other person(s) may not reproduce, publish or disclose any of the contents of the Report to others without the express authorization of MIPL. This Report is prepared and issued to the Subscriber without any risk, responsibility or liability on the part of MIPL or its officials.

UNITED KINGDOM - ECONOMIC OVERVIEW

The UK, a leading trading power and financial center, is the third largest economy in Europe after Germany and France. Agriculture is intensive, highly mechanized, and efficient by European standards, producing about 60% of food needs with less than 2% of the labor force. The UK has large coal, natural gas, and oil resources, but its oil and natural gas reserves are declining; the UK has been a net importer of energy since 2005. Services, particularly banking, insurance, and business services, are key drivers of British GDP growth. Manufacturing, meanwhile, has declined in importance but still accounts for about 10% of economic output.

In 2008, the global financial crisis hit the economy particularly hard, due to the importance of its financial sector. Falling home prices, high consumer debt, and the global economic slowdown compounded the UK's economic problems, pushing the economy into recession in the latter half of 2008 and prompting the then BROWN (Labour) government to implement a number of measures to stimulate the economy and stabilize the financial markets. Facing burgeoning public deficits and debt levels, in 2010 the then CAMERON-led coalition government (between Conservatives and Liberal Democrats) initiated an austerity program, which has continued under the Conservative government. However, the deficit still remains one of the highest in the G7, standing at 3.6% of GDP as of 2017, and the UK has pledged to lower its corporation tax from 20% to 17% by 2020. The UK had a debt burden of 90.4% GDP at the end of 2017.

The UK's economy has begun to slow since the referendum vote to leave the EU in June 2016. A sustained depreciation of the British pound has increased consumer and producer prices, weighing on consumer spending without spurring a meaningful increase in exports. The UK has an extensive trade relationship with other EU members through its single market membership and economic observers have warned the exit will jeopardize its position as the central location for European financial services. Prime Minister MAY is seeking a new "deep and special" trade relationship with the EU following the UK's exit. However, economists doubt that the UK will be able to preserve the benefits of EU membership without the obligations.

Source : CIA

COMPANY NAME AND ADDRESS

Company Name: **BLAGDEN SPECIALTY CHEMICALS LIMITED**
Company No: **03914333**
Company Status: **Active - Accounts Filed**
Registered Address: **OSPREY HOUSEBLACK EAGLE SQUAREWESTERHAMTN16 1PA**

COMPANY SUMMARY

Registered Address OSPREY HOUSE
BLACK EAGLE SQUARE
WESTERHAM
TN16 1PA

Trading Address Osprey House
Black Eagle Square
Westerham
Kent
TN16 1PA

Website Address <http://www.blagden.com>
Telephone Number 01959562000
Fax Number
TPS No
FPS Yes
Incorporation Date 24/01/2000
Previous Name TOPAZ CHEMICALS LIMITED
Type Private limited with Share Capital
FTSE Index -
Date of Change 22/03/2000
Filing Date of Accounts 12/09/2017
Currency GBP
Share Capital £37,500
SIC07 46750
Charity Number -
SIC07 Description WHOLESALE OF CHEMICAL PRODUCTS
Principal Activity Representation of mainly overseas chemical manufacturers and the sales of products in the UK and Irish markets.

ADDITIONAL INFORMATION

CCJ's 0 (£0)
No CCJ Information To Display
Ultimate Holding Company BLAGDEN (HOLDINGS) LIMITED

Accountant	-
Mortgages	8
Group	4 companies
Linkages	0 companies
Countries	In 0 countries

KEY FINANCIALS

Year to Date	Turnover	Pre Tax Profit	Shareholder's Funds	Employees
31/12/2016	£21,217,853	£1,269,409	£7,089,509	47
31/12/2015	£19,650,904	£1,493,281	£6,499,997	48
31/12/2014	£21,872,710	£1,389,418	£5,646,273	47

MORTGAGE SUMMARY

Total Mortgage	8
Outstanding	7
Satisfied	1

TRADE DEBTORS / BAD DEBT SUMMARY

Total Number of Documented Trade	0
Total Value of Documented Trade	£0

COMMENTARY

This company has been treated as a Medium company in respect of the rating/limit generated.
This company's ratio of total liabilities to total assets indicates the presence of moderate equity funding.
This company's return on total assets employed ratio indicates a relatively efficient use of assets.
This company has only made late payments on a low percentage of invoices.
The company has more cash than short term bank borrowings.
This company trades in an industry with a lower level of corporate failures.

CCJ

Total Number of Exact CCJs -	0	Total Value of Exact CCJs -	
Total Number of Possible CCJs -	0	Total Value of Possible CCJs -	

DISCLAIMER : This Report is **PRIVATE & CONFIDENTIAL** and it is prepared at the request of and for its use by the Subscriber only. The Subscriber shall use the contents of the Report merely as an aid to its business. Mira Inform Private Limited ("MIPL") has collated information/data in the Report, which have not been verified unless otherwise specifically mentioned in the Report. The Subscriber shall independently verify the accuracy and correctness of the information/data before in any way acting upon the same. MIPL shall not be liable for any harm, injury, loss or damage caused to the Subscriber due to default by the Subscriber's debtors/beneficiaries in fulfilling their obligations of any nature whatsoever. This Report or any of its portion shall not be used as a documentary evidence or otherwise before any investigative agencies or forum of law. This Report is confidential and proprietary to MIPL. The Subscriber and/or any other person(s) may not reproduce, publish or disclose any of the contents of the Report to others without the express authorization of MIPL. This Report is prepared and issued to the Subscriber without any risk, responsibility or liability on the part of MIPL or its officials.

Total Number of Satisfied CCJs -	0	Total Value of Satisfied CCJs -
Total Number of Writs -	-	

CURRENT DIRECTORS

Title	Mr	Function	Director
Name	Rodney Graham Turton	Nationality	British
Date of Birth	09/1947	Present Appointments	6
Latest Address	115 Elms Crescent, Clapham, London	Appointment Date	24/01/2000
Post Code	SW4 8QG		
Title	Mr	Function	Director
Name	Giles William John Turton	Nationality	British
Date of Birth	10/1983	Present Appointments	3
Latest Address	21 York Street, Cambridge	Appointment Date	01/08/2015
Post Code	CB1 2PZ		




Current Company Secretary

Top Shareholders

Name	Currency	Share Count	Share Type	Nominal Value	% of Total Share Count
BLAGDEN HOLDINGS LTD	GBP	150,000	ORDINARY	0.25	100

FINANCIALS













Profit & Loss

	Date Of Accounts	31/12/16	(%)	31/12/15	(%)	31/12/14	(%)	31/12/13	(%)	31/01/13
	Weeks	52	(%)	52	(%)	52	(%)	48	(%)	52
	Currency	GBP	(%)	GBP	(%)	GBP	(%)	GBP	(%)	GBP
	Consolidated A/cs	N	(%)	N	(%)	N	(%)	N	(%)	N
	Turnover	£21,217,853	8%	£19,650,904	- 10.2%	£21,872,710	12.1%	£19,519,094	- 18.5%	£23,952,197
	Export	£950,539	8%	£880,341	- 10.2%	£979,876	69.3%	£578,829	-56%	£1,315,196
	Cost of Sales	£16,577,375	13%	£14,665,269	- 13.5%	£16,944,962	9.8%	£15,437,900	- 18.2%	£18,868,712





DISCLAIMER : This Report is **PRIVATE & CONFIDENTIAL** and it is prepared at the request of and for its use by the Subscriber only. The Subscriber shall use the contents of the Report merely as an aid to its business. Mira Inform Private Limited ("MIPL") has collated information/data in the Report, which have not been verified unless otherwise specifically mentioned in the Report. The Subscriber shall independently verify the accuracy and correctness of the information/data before in any way acting upon the same. MIPL shall not be liable for any harm, injury, loss or damage caused to the Subscriber due to default by the Subscriber's debtors/beneficiaries in fulfilling their obligations of any nature whatsoever. This Report or any of its portion shall not be used as a documentary evidence or otherwise before any investigative agencies or forum of law. This Report is confidential and proprietary to MIPL. The Subscriber and/or any other person(s) may not reproduce, publish or disclose any of the contents of the Report to others without the express authorization of MIPL. This Report is prepared and issued to the Subscriber without any risk, responsibility or liability on the part of MIPL or its officials.

BLAGDEN SPECIALTY CHEMICALS LIMITED - 519759

PAGE NO. : 7

					%				%	
	Gross Profit	£4,640,478	-6.9%	£4,985,635	1.2%	£4,927,748	20.7%	£4,081,194	-19.7%	£5,083,485
	Wages & Salaries	£2,152,852	3%	£2,089,455	0.4%	£2,080,539	4.8%	£1,984,414	-2%	£2,024,803
	Directors Emoluments	£311,779	-1%	£314,950	12.5%	£279,865	-37.7%	£448,894	-13.3%	£517,574
	Operating Profit	£1,272,600	-14.9%	£1,495,438	7.4%	£1,392,287	75.8%	£791,819	-50.5%	£1,598,753
	Depreciation	£172,263	-8.6%	£188,459	51.1%	£124,742	22.2%	£102,067	6.8%	£95,565
	Audit Fees	£30,000	-9.1%	£33,000	4.8%	£31,480	4.9%	£30,000	20%	£25,000
	Interest Payments	£3,254	37.5%	£2,366	-24.1%	£3,116	-44.9%	£5,660	-34.8%	£8,687
	Pre Tax Profit	£1,269,409	-15%	£1,493,281	7.5%	£1,389,418	76.7%	£786,504	-50.5%	£1,590,241
	Taxation	-£279,897	17.6%	-£339,558	-27.5%	-£266,249	-20.2%	-£221,544	46.3%	-£412,449
	Profit After Tax	£989,512	-14.2%	£1,153,723	2.7%	£1,123,169	98.8%	£564,960	-52%	£1,177,792
	Dividends Payable	£400,000	33.3%	£300,000	-78.1%	£1,372,210	-	-	-	-
	Retained Profit	£589,512	-30.9%	£853,723	442.8%	-£249,041	-144.1%	£564,960	-52%	£1,177,792














Balance Sheet

	Date Of Accounts	31/12/16	(%)	31/12/15	(%)	31/12/14	(%)	31/12/13	(%)	31/01/13
	Tangible Assets	£419,872	-16%	£499,918	-15.4%	£590,742	-77.6%	£2,642,817	66%	£1,591,911
	Intangible Assets	0	-	0	-	0	-	0	-	0
	Total Fixed Assets	£419,872	-16%	£499,918	-15.4%	£590,742	-77.6%	£2,642,817	66%	£1,591,911
	Stock	£2,971,324	37.9%	£2,155,087	-4%	£2,245,990	24.4%	£1,806,060	-9.2%	£1,989,528



DISCLAIMER : This Report is **PRIVATE & CONFIDENTIAL** and it is prepared at the request of and for its use by the Subscriber only. The Subscriber shall use the contents of the Report merely as an aid to its business. Mira Inform Private Limited ("MIPL") has collated information/data in the Report, which have not been verified unless otherwise specifically mentioned in the Report. The Subscriber shall independently verify the accuracy and correctness of the information/data before in any way acting upon the same. MIPL shall not be liable for any harm, injury, loss or damage caused to the Subscriber due to default by the Subscriber's debtors/beneficiaries in fulfilling their obligations of any nature whatsoever. This Report or any of its portion shall not be used as a documentary evidence or otherwise before any investigative agencies or forum of law. This Report is confidential and proprietary to MIPL. The Subscriber and/or any other person(s) may not reproduce, publish or disclose any of the contents of the Report to others without the express authorization of MIPL. This Report is prepared and issued to the Subscriber without any risk, responsibility or liability on the part of MIPL or its officials.

BLAGDEN SPECIALTY CHEMICALS LIMITED - 519759

PAGE NO. : 8

	Trade Debtors	£4,058,782	15.4 %	£3,516,832	- 6.3%	£3,753,672	6.7%	£3,518,405	- 15.8 %	£4,178,478
	Cash	£2,198,315	32.7 %	£1,657,206	6.4%	£1,557,804	77.7%	£876,828	- 9.5%	£969,332
	Other Debtors	£3,130,666	26.3 %	£2,478,526	68.8 %	£1,468,226	849.3 %	£154,672	75.3 %	£88,210
	Miscellaneous Current Assets	0	-	0	-	0	-	0	-	0
	Total Current Assets	£12,359,087	26%	£9,807,651	8.7%	£9,025,692	42%	£6,355,965	-12%	£7,225,548
	Trade Creditors	£3,327,543	76.9 %	£1,880,649	- 0.7%	£1,893,438	-6.4%	£2,023,333	- 4.4%	£2,117,328
	Bank Loans & Overdrafts	0	-	0	- 100 %	£311,542	999.9 %	£38	- 99.6 %	£8,474
	Other Short Term Finance	£721,439	12.5 %	£641,428	14.3 %	£561,397	-	0	-	0
	Miscellaneous Current Liabilities	£1,640,468	27.6 %	£1,285,495	6.8%	£1,203,784	100.4 %	£600,730	- 36.3 %	£942,967
	Total Current Liabilities	£5,689,450	49.4 %	£3,807,572	- 4.1%	£3,970,161	51.3%	£2,624,101	- 14.5 %	£3,068,769
	Bank Loans & Overdrafts and LTL	0	-	0	- 100 %	£311,542	-35%	£479,407	12.3 %	£426,812
	Other Long Term Finance	0	-	0	-	0	-100%	£479,369	14.6 %	£418,338
	Total Long Term Liabilities	0	-	0	-	0	-100%	£479,369	14.6 %	£418,338




Capital & Reserves

	Date Of Accounts	31/12/16	(%)	31/12/15	(%)	31/12/14	(%)	31/12/13	(%)	31/01/13
	Called Up Share Capital	£37,500	-	£37,500	-	£37,500	-	£37,500	-	£37,500
	P & L Account Reserve	£7,014,509	9.2 %	£6,424,997	15.3 %	£5,571,273	- 4.3 %	£5,820,312	10.8 %	£5,255,352






DISCLAIMER : This Report is **PRIVATE & CONFIDENTIAL** and it is prepared at the request of and for its use by the Subscriber only. The Subscriber shall use the contents of the Report merely as an aid to its business. Mira Inform Private Limited ("MIPL") has collated information/data in the Report, which have not been verified unless otherwise specifically mentioned in the Report. The Subscriber shall independently verify the accuracy and correctness of the information/data before in any way acting upon the same. MIPL shall not be liable for any harm, injury, loss or damage caused to the Subscriber due to default by the Subscriber's debtors/beneficiaries in fulfilling their obligations of any nature whatsoever. This Report or any of its portion shall not be used as a documentary evidence or otherwise before any investigative agencies or forum of law. This Report is confidential and proprietary to MIPL. The Subscriber and/or any other person(s) may not reproduce, publish or disclose any of the contents of the Report to others without the express authorization of MIPL. This Report is prepared and issued to the Subscriber without any risk, responsibility or liability on the part of MIPL or its officials.

BLAGDEN SPECIALTY CHEMICALS LIMITED - 519759





PAGE NO. : 9

	Revaluation Reserve	-	-	-	-	-	-	-	-	-
	Sundry Reserves	£37,500	-	£37,500	-	£37,500	-	£37,500	-	£37,500
	Shareholder Funds	£7,089,509	9.1%	£6,499,997	15.1%	£5,646,273	-4.2%	£5,895,312	10.6%	£5,330,352

Other Financial Items

	Date Of Accounts	31/12/16	(%)	31/12/15	(%)	31/12/14	(%)	31/12/13	(%)	31/01/13
	Net Worth	£7,089,509	9.1%	£6,499,997	15.1%	£5,646,273	-4.2%	£5,895,312	10.6%	£5,330,352
	Working Capital	£6,669,637	11.2%	£6,000,079	18.7%	£5,055,531	35.5%	£3,731,864	-10.2%	£4,156,779
	Total Assets	£12,778,959	24%	£10,307,569	7.2%	£9,616,434	6.9%	£8,998,782	2.1%	£8,817,459
	Total Liabilities	£5,689,450	49.4%	£3,807,572	-4.1%	£3,970,161	27.9%	£3,103,470	-11%	£3,487,107
	Net Assets	£7,089,509	9.1%	£6,499,997	15.1%	£5,646,273	-4.2%	£5,895,312	10.6%	£5,330,352



Cash Flow

	Date Of Accounts	31/12/16	(%)	31/12/15	(%)	31/12/14	(%)	31/12/13	(%)	31/01/13
	Net Cashflow from Operations	£1,363,601	38.1%	£987,227	-12.2%	£1,124,215	167.5%	£420,211	-75.5%	£1,716,478
	Net Cashflow before Financing	£541,111	31.7%	£410,941	11.2%	£369,473	539.5%	-£84,068	-108.2%	£1,025,352
	Net Cashflow from Financing	-	-	-	-	-	-	-	100%	-£297,996
	Increase in Cash	£541,111	31.7%	£410,941	11.2%	£369,473	539.5%	-£84,068	-111.6%	£727,356















Miscellaneous

	Date Of	31/12/16	(%)	31/12/15	(%)	31/12/14	(%)	31/12/13	(%)	31/01/13
--	---------	----------	-----	----------	-----	----------	-----	----------	-----	----------

DISCLAIMER : This Report is **PRIVATE & CONFIDENTIAL** and it is prepared at the request of and for its use by the Subscriber only. The Subscriber shall use the contents of the Report merely as an aid to its business. Mira Inform Private Limited ("MIPL") has collated information/data in the Report, which have not been verified unless otherwise specifically mentioned in the Report. The Subscriber shall independently verify the accuracy and correctness of the information/data before in any way acting upon the same. MIPL shall not be liable for any harm, injury, loss or damage caused to the Subscriber due to default by the Subscriber's debtors/beneficiaries in fulfilling their obligations of any nature whatsoever. This Report or any of its portion shall not be used as a documentary evidence or otherwise before any investigative agencies or forum of law. This Report is confidential and proprietary to MIPL. The Subscriber and/or any other person(s) may not reproduce, publish or disclose any of the contents of the Report to others without the express authorization of MIPL. This Report is prepared and issued to the Subscriber without any risk, responsibility or liability on the part of MIPL or its officials.

	Accounts									
	Contingent Liability	NO	-	NO	-	NO	-	NO	-	NO
	Capital Employed	£7,089,509	9.1 %	£6,499,997	15.1 %	£5,646,273	- 11.4 %	£6,374,681	10.9 %	£5,748,690
	Number of Employees	47	- 2.1 %	48	2.1 %	47	2.2 %	46	4.5 %	44
	Accountants									
	Auditors	BDO LLP								
	Auditor Comments	The audit report contains no adverse comments								
	Bankers	BARCLAYS BANK PLC								
	Bank Branch Code	20-00-00								

Ratios

	Date Of Accounts	31/12/16	31/12/15	31/12/14	31/12/13	31/01/13
	Pre-tax profit margin %	5.98	7.60	6.35	4.03	6.64
	Current ratio	2.17	2.58	2.27	2.42	2.35
	Sales/Net Working Capital	3.18	3.28	4.33	5.23	5.76
	Gearing %	0	0	5.50	8.10	8
	Equity in %	55.50	63.10	58.70	65.50	60.50
	Creditor Days	57.08	34.83	31.51	34.82	32.17
	Debtor Days	69.62	65.14	62.46	60.56	63.50
	Liquidity/Acid Test	1.65	2	1.70	1.73	1.70
	Return On Capital Employed %	17.90	22.97	24.60	12.33	27.66
	Return On Total Assets Employed %	9.93	14.48	14.44	8.74	18.03
	Current Debt Ratio	0.80	0.58	0.70	0.44	0.57
	Total Debt Ratio	0.80	0.58	0.70	0.52	0.65
	Stock Turnover Ratio %	14	10.96	10.26	9.25	8.30
	Return on Net Assets Employed %	17.90	22.97	24.60	13.34	29.83

Report Notes

There are no notes to display.

Status History

DISCLAIMER : This Report is **PRIVATE & CONFIDENTIAL** and it is prepared at the request of and for its use by the Subscriber only. The Subscriber shall use the contents of the Report merely as an aid to its business. Mira Inform Private Limited ("MIPL") has collated information/data in the Report, which have not been verified unless otherwise specifically mentioned in the Report. The Subscriber shall independently verify the accuracy and correctness of the information/data before in any way acting upon the same. MIPL shall not be liable for any harm, injury, loss or damage caused to the Subscriber due to default by the Subscriber's debtors/beneficiaries in fulfilling their obligations of any nature whatsoever. This Report or any of its portion shall not be used as a documentary evidence or otherwise before any investigative agencies or forum of law. This Report is confidential and proprietary to MIPL. The Subscriber and/or any other person(s) may not reproduce, publish or disclose any of the contents of the Report to others without the express authorization of MIPL. This Report is prepared and issued to the Subscriber without any risk, responsibility or liability on the part of MIPL or its officials.

No Status History found

EVENT HISTORY

Date	Description
29/05/2018	Payment Data Update Received
05/02/2018	Confirmation Statement
21/09/2017	New Accounts Filed
21/09/2017	New Accounts Filed
24/01/2017	Annual Returns
03/01/2017	Payment Data Update Received
04/10/2016	New Accounts Filed
04/10/2016	New Accounts Filed
26/02/2016	Annual Returns
11/11/2015	Payment Data Update Received
28/10/2015	Payment Data Update Received
15/10/2015	New Accounts Filed
25/08/2015	New Board Member Mr G.W. Turton appointed
22/02/2015	Annual Returns
21/09/2014	New Accounts Filed

Previous Company Names

Date	Previous Name
22/03/2000	TOPAZ CHEMICALS LIMITED

Writ Details

No writs found

Statistics

Group	4 companies
Linkages	0 companies
Countries	In 0 countries

Summary

Holding Company	BLAGDEN (HOLDINGS) LIMITED
Ownership Status	Wholly Owned
Ultimate Holding Company	BLAGDEN (HOLDINGS) LIMITED

GROUP STRUCTUREFULL

Company Name	Registered	Latest Key	Consol.	Turnover
--------------	------------	------------	---------	----------

DISCLAIMER : This Report is **PRIVATE & CONFIDENTIAL** and it is prepared at the request of and for its use by the Subscriber only. The Subscriber shall use the contents of the Report merely as an aid to its business. Mira Inform Private Limited ("MIPL") has collated information/data in the Report, which have not been verified unless otherwise specifically mentioned in the Report. The Subscriber shall independently verify the accuracy and correctness of the information/data before in any way acting upon the same. MIPL shall not be liable for any harm, injury, loss or damage caused to the Subscriber due to default by the Subscriber's debtors/beneficiaries in fulfilling their obligations of any nature whatsoever. This Report or any of its portion shall not be used as a documentary evidence or otherwise before any investigative agencies or forum of law. This Report is confidential and proprietary to MIPL. The Subscriber and/or any other person(s) may not reproduce, publish or disclose any of the contents of the Report to others without the express authorization of MIPL. This Report is prepared and issued to the Subscriber without any risk, responsibility or liability on the part of MIPL or its officials.

	Number	Financials	Accounts	
BLAGDEN (HOLDINGS) LIMITED	08656712	31.12.2016	Y	£21,217,853
BLAGDEN SPECIALTY CHEM...	03914333	31.12.2016	N	£21,217,853
MARLOW CHEMICAL COMP...	01171839	31.12.2016	N	
TOPAZ MANAGEMENT LIMITED	04427070	31.12.2016	N	£100,000

MORTGAGE DETAILS

Mortgage Type:			
Date Charge Created:	31/10/16		
Date Charge Registered:	01/11/16		
Date Charge Satisfied:	-		
Status:	OUTSTANDING		
Person(s) Entitled:	HSBC BANK PLC;		
Amount Secured:			
Details:	A GENERAL PLEDGECONTAINS FIXED CHARGE.CONTAINS NEGATIVE PLEDGE.		
Mortgage Type:			
Date Charge Created:	31/10/16		
Date Charge Registered:	01/11/16		
Date Charge Satisfied:	-		
Status:	OUTSTANDING		
Person(s) Entitled:	HSBC BANK PLC;		
Amount Secured:			
Details:	A FIXED AND FLOATING CHARGE OVER ALL ASSETSCONTAINS FIXED CHARGE.CONTAINS FLOATING CHARGE.FLOATING CHARGE COVERS ALL THE PROPERTY OR UNDERTAKING OF THE COMPANY.CONTAINS NEGATIVE PLEDGE.		
Mortgage Type:	DEED OF CHARGE OVER CREDIT BALANCES		
Date Charge Created:	05/07/10		
Date Charge Registered:	10/07/10		
Date Charge Satisfied:	-		
Status:	OUTSTANDING		
Person(s) Entitled:	BARCLAYS BANK PLC		
Amount Secured:	ALL MONIES DUE OR TO BECOME DUE FROM THE COMPANY TO THE CHARGEЕ ON ANY ACCOUNT WHATSOEVER		
Details:	THE CHARGE CREATES A FIXED CHARGE OVER ALL THE DEPOSIT(S) REFERRED TO IN THE SCHEDULE TO THE FORM MG01 (INCLUDING ALL OR ANY PART OF THE MONEY PAYABLE PURSUANTTO SUCH DEPOSIT(S) & THE DEBTS REPRESENTED THEREBY) TOGETHER WITH ALL INTEREST FROM TIME TO TIME ACCRUING THEREON. IT ALSO CREATES AN ASSIGNMENT BY THE CHARGORFOR THE PURPOSES OF & TO GIVE EFFECT TOTHE SECURITY OVER THE RIGHT OF THE CHARGORTO REQUIRE REPAYMENT OF		

	SUCH DEPOSIT(S) & INTEREST THEREON BUSINESS PREMIUM ACCOUNT NUMBER 53561585	
Mortgage Type:	FLOATING CHARGE (ALL ASSETS)	
Date Charge Created:	26/01/10	
Date Charge Registered:	28/01/10	
Date Charge Satisfied:	-	
Status:	OUTSTANDING	
Person(s) Entitled:	HSBC INVOICE FINANCE (UK) LTD ("THE SECURITY HOLDER")	
Amount Secured:	ALL MONIES DUE OR TO BECOME DUE FROM THE COMPANY TO THE CHARGEES ON ANY ACCOUNT WHATSOEVER UNDER THE TERMS OF THE AFOREMENTIONED INSTRUMENT CREATING OR EVIDENCING THE CHARGE	
Details:	BY WAY OF FLOATING CHARGE ALL THE UNDERTAKING OF THE COMPANY AND ALL ASSETS WHATSOEVER AND WHERSOEVER INCLUDING STOCK IN TRADE AND UNCALLED CAPITAL BUT EXCLUDING ANY DEBTS AND ASSOCIATED RIGHTS RELATING THERETO	
Mortgage Type:	FIXED CHARGE ON PURCHASED DEBTS WHICH FAIL TO VEST	
Date Charge Created:	26/01/10	
Date Charge Registered:	28/01/10	
Date Charge Satisfied:	-	
Status:	OUTSTANDING	
Person(s) Entitled:	HSBC INVOICE FINANCE (UK) LTD ("THE SECURITY HOLDER")	
Amount Secured:	ALL MONIES DUE OR TO BECOME DUE FROM THE COMPANY TO THE CHARGEES ON ANY ACCOUNT WHATSOEVER UNDER THE TERMS OF THE AFOREMENTIONED INSTRUMENT CREATING OR EVIDENCING THE CHARGE	
Details:	BY WAY OF FIXED EQUITABLE CHARGE ALL DEBTS PURCHASED OR PURPORTED TO BE PURCHASED BY THE SECURITY HOLDER PURSUANT TO AN AGREEMENT FOR THE PURCHASE OF DEBTS BETWEEN THE SECURITY HOLDER AND THE COMPANY (INCLUDING ASSOCIATED RIGHTS RELATING THERETO) WHICH FAIL TO VEST EFFECTIVELY OR ABSOLUTELY IN THE SECURITY HOLDER FOR ANY REASON	
Mortgage Type:	DEED OF CHARGE OVER CREDIT BALANCES	
Date Charge Created:	16/04/03	
Date Charge Registered:	02/05/03	
Date Charge Satisfied:	-	
Status:	OUTSTANDING	
Person(s) Entitled:	BARCLAYS BANK PLC	
Amount Secured:	ALL MONIES DUE OR TO BECOME DUE FROM THE COMPANY TO THE CHARGEES ON ANY ACCOUNT WHATSOEVER	
Details:	BARCLAYS BANK PLC RE BLAGDEN SPECIALTY CHEMICALS LIMITED BUSINESS PREMIUM ACCOUNT ACCOUNT NUMBER 70541370 THE CHARGE CREATES A FIXED CHARGE OVERALL THE DEPOSIT(S) REFERRED TO IN THE SCHEDULE TO THE FORM 395 (INCLUDING ALL OR ANY PART OF THE MONEY PAYABLE PURSUANT TO SUCH DEPOSIT(S) AND THE DEBTS REPRESENTED THEREBY) TOGETHER WITH ALL INTEREST FROM TIME TO TIME ACCRUING THEREON IT ALSO CREATES AN ASSIGNMENT BY THE CHARGOR FOR THE PURPOSES OF AND TO GIVE EFFECT TO THE SECURITY OVER THE RIGHT OF THE CHARGOR TO REQUIRE REPAYMENT OF SUCH DEPOSIT(S) AND INTEREST THEREON	

DISCLAIMER : This Report is **PRIVATE & CONFIDENTIAL** and it is prepared at the request of and for its use by the Subscriber only. The Subscriber shall use the contents of the Report merely as an aid to its business. Mira Inform Private Limited ("MIPL") has collated information/data in the Report, which have not been verified unless otherwise specifically mentioned in the Report. The Subscriber shall independently verify the accuracy and correctness of the information/data before in any way acting upon the same. MIPL shall not be liable for any harm, injury, loss or damage caused to the Subscriber due to default by the Subscriber's debtors/beneficiaries in fulfilling their obligations of any nature whatsoever. This Report or any of its portion shall not be used as a documentary evidence or otherwise before any investigative agencies or forum of law. This Report is confidential and proprietary to MIPL. The Subscriber and/or any other person(s) may not reproduce, publish or disclose any of the contents of the Report to others without the express authorization of MIPL. This Report is prepared and issued to the Subscriber without any risk, responsibility or liability on the part of MIPL or its officials.

Mortgage Type:	GUARANTEE & DEBENTURE		
Date Charge Created:	07/03/00		
Date Charge Registered:	15/03/00		
Date Charge Satisfied:	-		
Status:	OUTSTANDING		
Person(s) Entitled:	BARCLAYS BANK PLC		
Amount Secured:	ALL MONIES DUE OR TO BECOME DUE FROM THE COMPANY AND/OR ALL OR ANY OF THE OTHER COMPANIES NAMED THEREIN TO THE CHARGE ON ANY ACCOUNT WHATSOEVER		
Details:	FIXED AND FLOATING CHARGES OVER THE UNDERTAKING AND ALL PROPERTY AND ASSETS PRESENT AND FUTURE INCLUDING GOODWILL BOOKDEBTS UNCALLED CAPITAL BUILDINGS FIXTURES FIXED PLANT AND MACHINERY		
Mortgage Type:	FIXED AND FLOATING CHARGE OVER ALL ASSETS		
Date Charge Created:	07/03/00		
Date Charge Registered:	04/06/13		
Date Charge Satisfied:	-		
Status:	SATISFIED		
Person(s) Entitled:	NMB-HELLER LIMITED;		
Amount Secured:			
Details:	(INCLUDING TRADE FIXTURES) FIXED AND FLOATING CHARGES OVER THE UNDERTAKING AND ALL PROPERTY AND ASSETS PRESENT AND FUTURE INCLUDING GOODWILL BOOKDEBTS UNCALLED CAPITAL BUILDINGS FIXTURES FIXED PLANT AND MACHINERY		

PREVIOUS DIRECTOR/COMPANY SECRETARIES

Name	Current Active Appointments		Previous Appointments	Dissolved Companies
David Joseph Wilcox	0		3	4
John Frank Wilkinson	0		11	13
John Frank Wilkinson	0		11	13
Philip Steven Randall	0		1	0
Total Persons With Significant Control	1	Total Statements	0	
Active	1	Active	0	
Ceased	0	Ceased	0	

ACTIVE PERSONS WITH SIGNIFICANT CONTROL

Name	Mr Rodney Graham Turton	Kind	Individual Person With Significant Control
Address	Osprey House, Black Eagle Square, Westerham, Kent	Country Of Residence	England

DISCLAIMER : This Report is **PRIVATE & CONFIDENTIAL** and it is prepared at the request of and for its use by the Subscriber only. The Subscriber shall use the contents of the Report merely as an aid to its business. Mira Inform Private Limited ("MIPL") has collated information/data in the Report, which have not been verified unless otherwise specifically mentioned in the Report. The Subscriber shall independently verify the accuracy and correctness of the information/data before in any way acting upon the same. MIPL shall not be liable for any harm, injury, loss or damage caused to the Subscriber due to default by the Subscriber's debtors/beneficiaries in fulfilling their obligations of any nature whatsoever. This Report or any of its portion shall not be used as a documentary evidence or otherwise before any investigative agencies or forum of law. This Report is confidential and proprietary to MIPL. The Subscriber and/or any other person(s) may not reproduce, publish or disclose any of the contents of the Report to others without the express authorization of MIPL. This Report is prepared and issued to the Subscriber without any risk, responsibility or liability on the part of MIPL or its officials.

BLAGDEN SPECIALTY CHEMICALS LIMITED - 519759

PAGE NO. : 15

Post Code	TN16 1PA	Nationality	British
Date of Birth	09/1947	Notified On	06/04/2016
Nature Of Control	Has significant influence or control		

Ceased Persons With Significant Control

No Ceased Persons With Significant Control To Display

Active Statements

No Active Statements To Display

Ceased Statements

No Ceased Statements To Display

Average Invoice Value	£8728.58
------------------------------	----------

Invoices available	215
---------------------------	-----

Paid	208
-------------	-----

Outstanding	7
--------------------	---

Trade Payment Data is information that we collect from selected third party partners who send us information about their whole sales ledger.

	Within Terms	0-30 Days	31-60 Days	61-90 Days	91+ Days
Paid	134	53	1	1	19
Outstanding	4	3	0	0	0

FOREIGN EXCHANGE RATES

Currency	Unit	Indian Rupees
US Dollar	1	INR 68.82
UK Pound	1	INR 91.34
Euro	1	INR 80.79
GBP	1	INR 90.49

Note : Above are approximate rates obtained from sources believed to be correct

INFORMATION DETAILS

Analysis Done by :	DIV
Report Prepared by :	DNS

DISCLAIMER : This Report is **PRIVATE & CONFIDENTIAL** and it is prepared at the request of and for its use by the Subscriber only. The Subscriber shall use the contents of the Report merely as an aid to its business. Mira Inform Private Limited ("MIPL") has collated information/data in the Report, which have not been verified unless otherwise specifically mentioned in the Report. The Subscriber shall independently verify the accuracy and correctness of the information/data before in any way acting upon the same. MIPL shall not be liable for any harm, injury, loss or damage caused to the Subscriber due to default by the Subscriber's debtors/beneficiaries in fulfilling their obligations of any nature whatsoever. This Report or any of its portion shall not be used as a documentary evidence or otherwise before any investigative agencies or forum of law. This Report is confidential and proprietary to MIPL. The Subscriber and/or any other person(s) may not reproduce, publish or disclose any of the contents of the Report to others without the express authorization of MIPL. This Report is prepared and issued to the Subscriber without any risk, responsibility or liability on the part of MIPL or its officials.

RATING EXPLANATIONS

Credit Rating	Explanation	Rating Comments
A++	Minimum Risk	Business dealings permissible with minimum risk of default
A+	Low Risk	Business dealings permissible with low risk of default
A	Acceptable Risk	Business dealings permissible with moderate risk of default
B	Medium Risk	Business dealings permissible on a regular monitoring basis
C	Medium High Risk	Business dealings permissible preferably on secured basis
D	High Risk	Business dealing not recommended or on secured terms only
NB	New Business	No recommendation can be done due to business in infancy stage
NT	No Trace	No recommendation can be done as the business is not traceable

NB is stated where there is insufficient information to facilitate rating. However, it is not to be considered as unfavourable.

This score serves as a reference to assess SC's credit risk and to set the amount of credit to be extended. It is calculated from a composite of weighted scores obtained from each of the major sections of this report. The assessed factors are as follows:

- Financial condition covering various ratios
- Company background and operations size
- Promoters / Management background
- Payment record
- Litigation against the subject
- Industry scenario / competitor analysis
- Supplier / Customer / Banker review (wherever available)