

MIRA INFORM REPORT

Report No. :	519423
Report Date :	12.07.2018

IDENTIFICATION DETAILS

Name :	MORRIS GRANITE & MARBLE COMPANY LIMITED
Registered Office :	Colomendy Industrial Estate Denbigh Denbighshire LI16 5ta
Country :	United Kingdom
Financials (as on) :	31.08.2017
Date of Incorporation :	26.08.1955
Com. Reg. No.:	00553864
Legal Form :	Private limited with Share Capital
Line of Business :	Other manufacturing n.e.c.
No. of Employees :	23

RATING & COMMENTS

(Mira Inform has adopted New Rating mechanism w.e.f. 23rd January 2017)

MIRA's Rating :	A
-----------------	---

Credit Rating	Explanation	Rating Comments
A	Acceptable Risk	Business dealings permissible with moderate risk of default

Status :	Good
Payment Behaviour :	No Complaints
Litigation :	Clear

NOTES :

Any query related to this report can be made on e-mail : infodept@mirainform.com while quoting report number, name and date.

DISCLAIMER : This Report is **PRIVATE & CONFIDENTIAL** and it is prepared at the request of and for its use by the Subscriber only. The Subscriber shall use the contents of the Report merely as an aid to its business. Mira Inform Private Limited ("MIPL") has collated information/data in the Report, which have not been verified unless otherwise specifically mentioned in the Report. The Subscriber shall independently verify the accuracy and correctness of the information/data before in any way acting upon the same. MIPL shall not be liable for any harm, injury, loss or damage caused to the Subscriber due to default by the Subscriber's debtors/beneficiaries in fulfilling their obligations of any nature whatsoever. This Report or any of its portion shall not be used as a documentary evidence or otherwise before any investigative agencies or forum of law. This Report is confidential and proprietary to MIPL. The Subscriber and/or any other person(s) may not reproduce, publish or disclose any of the contents of the Report to others without the express authorization of MIPL. This Report is prepared and issued to the Subscriber without any risk, responsibility or liability on the part of MIPL or its officials.

ECGC Country Risk Classification List

Country Name	Previous Rating (31.12.2017)	Current Rating (01.04.2018)
United Kingdom	A1	A1

Risk Category	ECGC Classification
Insignificant	A1
Low Risk	A2
Moderately Low Risk	B1
Moderate Risk	B2
Moderately High Risk	C1
High Risk	C2
Very High Risk	D

UNITED KINGDOM - ECONOMIC OVERVIEW

The UK, a leading trading power and financial center, is the third largest economy in Europe after Germany and France. Agriculture is intensive, highly mechanized, and efficient by European standards, producing about 60% of food needs with less than 2% of the labor force. The UK has large coal, natural gas, and oil resources, but its oil and natural gas reserves are declining; the UK has been a net importer of energy since 2005. Services, particularly banking, insurance, and business services, are key drivers of British GDP growth. Manufacturing, meanwhile, has declined in importance but still accounts for about 10% of economic output.

In 2008, the global financial crisis hit the economy particularly hard, due to the importance of its financial sector. Falling home prices, high consumer debt, and the global economic slowdown compounded the UK's economic problems, pushing the economy into recession in the latter half of 2008 and prompting the then BROWN (Labour) government to implement a number of measures to stimulate the economy and stabilize the financial markets. Facing burgeoning public deficits and debt levels, in 2010 the then CAMERON-led coalition government (between Conservatives and Liberal Democrats) initiated an austerity program, which has continued under the Conservative government. However, the deficit still remains one of the highest in the G7, standing at 3.6% of GDP as of 2017, and the UK has pledged to lower its corporation tax from 20% to 17% by 2020. The UK had a debt burden of 90.4% GDP at the end of 2017.

The UK's economy has begun to slow since the referendum vote to leave the EU in June 2016. A sustained depreciation of the British pound has increased consumer and producer prices, weighing on consumer spending without spurring a meaningful increase in exports. The UK has an extensive trade relationship with other EU members through its single market membership and economic observers have warned the exit will jeopardize its position as the central location for European financial services. Prime Minister MAY is seeking a new "deep and special" trade relationship with the EU following the UK's exit. However, economists doubt that the UK will be able to preserve the benefits of EU membership without the obligations.

Source : CIA

COMPANY NAME AND ADDRESS

Company Name: **MORRIS GRANITE & MARBLE COMPANY LIMITED**
Company No: **00553864**
Company Status: **Active - Accounts Filed**
Registered Address: **COLOMENDY INDUSTRIAL ESTATEDENBIGHDENBIGHSHIRELL16
5TA**

COMPANY SUMMARY

Registered Address COLOMENDY INDUSTRIAL ESTATE
DENBIGH
DENBIGHSHIRE
LL16 5TA

Trading Address Colomendy Industrial Estate
Rhyl Road
Denbigh
Clwyd
LL16 5TA

Website Address <http://www.morrisgranite.co.uk>
Telephone Number 01745815770
Fax Number
TPS No
FPS Yes
Incorporation Date 26/08/1955
Previous Name
Type Private limited with Share Capital
FTSE Index -
Date of Change -
Filing Date of Accounts 30/05/2018
Currency GBP
Share Capital £1,000
SIC07 32990
Charity Number -
SIC07 Description OTHER MANUFACTURING N.E.C.
Principal Activity

ADDITIONAL INFORMATION

CCJ's 0 (£0)
No CCJ Information To Display
Ultimate Holding Company -

Accountant	-
Mortgages	4
Trade Debtors	-
Group	0 companies
Linkages	0 companies
Countries	In 0 countries

KEY FINANCIALS

Year to Date	Turnover	Pre Tax Profit	Shareholder's Funds	Employees
31/08/2017	-	-	£688,889	23
31/08/2016	-	-	£623,332	16
31/08/2015	-	-	£655,773	-

MORTGAGE SUMMARY

Total Mortgage	4
Outstanding	4
Satisfied	0

TRADE DEBTORS / BAD DEBT SUMMARY

Total Number of Documented Trade	1
Total Value of Documented Trade	£338

COMMENTARY

This company has been treated as a Small company in respect of the rating/limit generated.
This company has only made late payments on a low percentage of invoices.
The latest Balance Sheet indicates a very positive net working capital position.
The latest cash balances represent a positive level in terms of the overall outstanding creditor obligations.
There has been an increase in shareholders funds compared with the previous balance sheet.

CCJ

Total Number of Exact CCJs -	0	Total Value of Exact CCJs -
Total Number of Possible CCJs -	0	Total Value of Possible CCJs -
Total Number of Satisfied CCJs -	0	Total Value of Satisfied CCJs -
Total Number of Writs -	-	

DISCLAIMER : This Report is **PRIVATE & CONFIDENTIAL** and it is prepared at the request of and for its use by the Subscriber only. The Subscriber shall use the contents of the Report merely as an aid to its business. Mira Inform Private Limited ("MIPL") has collated information/data in the Report, which have not been verified unless otherwise specifically mentioned in the Report. The Subscriber shall independently verify the accuracy and correctness of the information/data before in any way acting upon the same. MIPL shall not be liable for any harm, injury, loss or damage caused to the Subscriber due to default by the Subscriber's debtors/beneficiaries in fulfilling their obligations of any nature whatsoever. This Report or any of its portion shall not be used as a documentary evidence or otherwise before any investigative agencies or forum of law. This Report is confidential and proprietary to MIPL. The Subscriber and/or any other person(s) may not reproduce, publish or disclose any of the contents of the Report to others without the express authorization of MIPL. This Report is prepared and issued to the Subscriber without any risk, responsibility or liability on the part of MIPL or its officials.

CURRENT DIRECTORS

Title	Mr	Function	Director
Name	Richard William Morris	Nationality	British
Date of Birth	06/1953	Present Appointments	2
Latest Address	Colomendy Industrial Estate, Denbigh, Denbighshire	Appointment Date	24/11/1991
Post Code			
Title	Mrs	Function	Director
Name	Alma Valerie Morris	Nationality	British
Date of Birth	07/1953	Present Appointments	4
Latest Address	Colomendy Industrial Estate, Denbigh, Denbighshire	Appointment Date	24/11/1991
Post Code			
Title	Mr	Function	Director
Name	Andrew William Morris	Nationality	British
Date of Birth	02/1980	Present Appointments	1
Latest Address	Colomendy Industrial Estate, Denbigh, Denbighshire	Appointment Date	10/06/2009
Post Code			

CURRENT COMPANY SECRETARY

Title	Mrs	Function	Company Secretary
Name	Alma Valerie Morris	Nationality	British
Date of Birth	07/1953	Present Appointments	4
Latest Address	Colomendy Industrial Estate, Denbigh, Denbighshire	Appointment Date	12/06/1992
Post Code			
















TOP SHAREHOLDERS

Name	Currency	Share Count	Share Type	Nominal Value	% of Total Share Count
RICHARD MORRIS	GBP	540	ORDINARY	1	54
A.V. MORRIS	GBP	450	ORDINARY	1	45
ANDREW MORRIS	GBP	10	ORDINARY	1	1





DISCLAIMER : This Report is **PRIVATE & CONFIDENTIAL** and it is prepared at the request of and for its use by the Subscriber only. The Subscriber shall use the contents of the Report merely as an aid to its business. Mira Inform Private Limited ("MIPL") has collated information/data in the Report, which have not been verified unless otherwise specifically mentioned in the Report. The Subscriber shall independently verify the accuracy and correctness of the information/data before in any way acting upon the same. MIPL shall not be liable for any harm, injury, loss or damage caused to the Subscriber due to default by the Subscriber's debtors/beneficiaries in fulfilling their obligations of any nature whatsoever. This Report or any of its portion shall not be used as a documentary evidence or otherwise before any investigative agencies or forum of law. This Report is confidential and proprietary to MIPL. The Subscriber and/or any other person(s) may not reproduce, publish or disclose any of the contents of the Report to others without the express authorization of MIPL. This Report is prepared and issued to the Subscriber without any risk, responsibility or liability on the part of MIPL or its officials.

FINANCIALS

Profit & Loss

	Date Of Accounts	31/08/17	(%)	31/08/16	(%)	31/08/15	(%)	31/08/14	(%)	31/08/13
	Weeks	52	(%)	52	(%)	52	(%)	52	(%)	52
	Currency	GBP	(%)	GBP	(%)	GBP	(%)	GBP	(%)	GBP
	Consolidated A/cs	N	(%)	N	(%)	N	(%)	N	(%)	N
	Turnover	-	-	-	-	-	-	-	-	-
	Export	-	-	-	-	-	-	-	-	-
	Cost of Sales	-	-	-	-	-	-	-	-	-
	Gross Profit	-	-	-	-	-	-	-	-	-
	Wages & Salaries	-	-	-	-	-	-	-	-	-
	Directors Emoluments	-	-	-	-	-	-	-	-	-
	Operating Profit	-	-	-	-	-	-	-	-	-
	Depreciation	£39,758	- 13.9%	£46,195	- 1.3%	£46,790	152%	£18,565	- 10.4%	£20,718
	Audit Fees	-	-	-	-	-	-	-	-	-
	Interest Payments	-	-	-	-	-	-	-	-	-
	Pre Tax Profit	-	-	-	-	-	-	-	-	-
	Taxation	-	-	-	-	-	-	-	-	-
	Profit After Tax	-	-	-	-	-	-	-	-	-
	Dividends Payable	-	-	-	-	-	-	-	-	-
	Retained Profit	-	-	-	-	-	-	-	-	-














Balance Sheet

	Date Of Accounts	31/08/17	(%)	31/08/16	(%)	31/08/15	(%)	31/08/14	(%)	31/08/13
	Tangible Assets	£332,109	-4.9%	£349,271	-6.7%	£374,195	30.1%	£287,522	-2.3%	£294,333
	Intangible Assets	£1,375	-50%	£2,750	-33.3%	£4,125	-25%	£5,500	-20%	£6,875
	Total Fixed Assets	£333,484	-5.3%	£352,021	-7%	£378,320	29.1%	£293,022	-2.7%	£301,208
	Stock	£173,063	7.9%	£160,352	-1%	£162,040	-6.1%	£172,580	5.8%	£163,127






DISCLAIMER : This Report is **PRIVATE & CONFIDENTIAL** and it is prepared at the request of and for its use by the Subscriber only. The Subscriber shall use the contents of the Report merely as an aid to its business. Mira Inform Private Limited ("MIPL") has collated information/data in the Report, which have not been verified unless otherwise specifically mentioned in the Report. The Subscriber shall independently verify the accuracy and correctness of the information/data before in any way acting upon the same. MIPL shall not be liable for any harm, injury, loss or damage caused to the Subscriber due to default by the Subscriber's debtors/beneficiaries in fulfilling their obligations of any nature whatsoever. This Report or any of its portion shall not be used as a documentary evidence or otherwise before any investigative agencies or forum of law. This Report is confidential and proprietary to MIPL. The Subscriber and/or any other person(s) may not reproduce, publish or disclose any of the contents of the Report to others without the express authorization of MIPL. This Report is prepared and issued to the Subscriber without any risk, responsibility or liability on the part of MIPL or its officials.

MORRIS GRANITE & MARBLE COMPANY LIMITED - 519423

PAGE NO. : 8






	Trade Debtors	£123,262	71.9 %	£71,688	-66.5%	£213,693	55.4 %	£137,550	12.3 %	£122,529
	Cash	£223,101	10.7 %	£201,539	105.1 %	£98,256	-38%	£158,366	1.5%	£156,090
	Other Debtors	£34,698	55.6 %	£22,299	-	0	-	0	-	0
	Miscellaneous Current Assets	0	-	0	-	0	-	0	-	0
	Total Current Assets	£554,124	21.6 %	£455,878	-3.8%	£473,989	1.2%	£468,496	6.1%	£441,746
	Trade Creditors	£77,223	45.8 %	£52,982	-73%	£196,536	71.9 %	£114,320	-3.3%	£118,176
	Bank Loans & Overdrafts	0	-	0	-	0	-	0	-	0
	Other Short Term Finance	0	-	0	-	0	-	0	-	0
	Miscellaneous Current Liabilities	£53,774	13.8 %	£47,241	-	0	-	0	-	0
	Total Current Liabilities	£130,997	30.7 %	£100,223	-49%	£196,536	71.9 %	£114,320	-3.3%	£118,176
	Bank Loans & Overdrafts and LTL	£67,722	-19.7 %	£84,344	-	0	-	0	-	0
	Other Long Term Finance	0	-	0	-	0	-	0	-	0
	Total Long Term Liabilities	£67,722	-19.7 %	£84,344	-	0	-	0	-	0

Capital & Reserves





	Date Of Accounts	31/08/17	(%)	31/08/16	(%)	31/08/15	(%)	31/08/14	(%)	31/08/13
	Called Up Share Capital	£1,000	-	£1,000	-	£1,000	-	£1,000	-	£1,000
	P & L Account Reserve	£687,889	10.5%	£622,332	-5%	£654,773	1.3%	£646,198	3.6%	£623,778
	Revaluation Reserve	-	-	-	-	-	-	-	-	-
	Sundry Reserves	-	-	-	-	-	-	-	-	-
	Shareholder Funds	£688,889	10.5%	£623,332	-4.9%	£655,773	1.3%	£647,198	3.6%	£624,778

DISCLAIMER : This Report is **PRIVATE & CONFIDENTIAL** and it is prepared at the request of and for its use by the Subscriber only. The Subscriber shall use the contents of the Report merely as an aid to its business. Mira Inform Private Limited ("MIPL") has collated information/data in the Report, which have not been verified unless otherwise specifically mentioned in the Report. The Subscriber shall independently verify the accuracy and correctness of the information/data before in any way acting upon the same. MIPL shall not be liable for any harm, injury, loss or damage caused to the Subscriber due to default by the Subscriber's debtors/beneficiaries in fulfilling their obligations of any nature whatsoever. This Report or any of its portion shall not be used as a documentary evidence or otherwise before any investigative agencies or forum of law. This Report is confidential and proprietary to MIPL. The Subscriber and/or any other person(s) may not reproduce, publish or disclose any of the contents of the Report to others without the express authorization of MIPL. This Report is prepared and issued to the Subscriber without any risk, responsibility or liability on the part of MIPL or its officials.



Other Financial Items

	Date Of Accounts	31/08/17	(%)	31/08/16	(%)	31/08/15	(%)	31/08/14	(%)	31/08/13
	Net Worth	£687,514	10.8%	£620,582	-4.8%	£651,648	1.6%	£641,698	3.9%	£617,903
	Working Capital	£423,127	19%	£355,655	28.2%	£277,453	-21.7%	£354,176	9.5%	£323,570
	Total Assets	£887,608	9.9%	£807,899	-5.2%	£852,309	11.9%	£761,518	2.5%	£742,954
	Total Liabilities	£198,719	7.7%	£184,567	-6.1%	£196,536	71.9%	£114,320	-3.3%	£118,176
	Net Assets	£688,889	10.5%	£623,332	-4.9%	£655,773	1.3%	£647,198	3.6%	£624,778




Cash Flow

	Date Of Accounts	31/08/17	(%)	31/08/16	(%)	31/08/15	(%)	31/08/14	(%)	31/08/13
	Net Cashflow from Operations	-	-	-	-	-	-	-	-	-
	Net Cashflow before Financing	-	-	-	-	-	-	-	-	-
	Net Cashflow from Financing	-	-	-	-	-	-	-	-	-
	Increase in Cash	-	-	-	-	-	-	-	-	-

Miscellaneous

	Date Of Accounts	31/08/17	(%)	31/08/16	(%)	31/08/15	(%)	31/08/14	(%)	31/08/13
	Contingent Liability	NO	-	NO	-	NO	-	NO	-	NO
	Capital Employed	£756,611	6.9%	£707,676	7.9%	£655,773	1.3%	£647,198	3.6%	£624,778
	Number of Employees	23	43.8%	16	-	-	-	-	-	-
	Accountants									
	Auditors									
	Auditor Comments	The company is exempt from audit								
	Bankers	NATIONAL WESTMINSTER BANK PLC								
	Bank Branch Code									












Ratios

	Date Of Accounts	31/08/17	31/08/16	31/08/15	31/08/14	31/08/13
	Pre-tax profit margin %	-	-	-	-	-
	Current ratio	4.23	4.55	2.41	4.10	3.74
	Sales/Net Working Capital	-	-	-	-	-

DISCLAIMER : This Report is **PRIVATE & CONFIDENTIAL** and it is prepared at the request of and for its use by the Subscriber only. The Subscriber shall use the contents of the Report merely as an aid to its business. Mira Inform Private Limited ("MIPL") has collated information/data in the Report, which have not been verified unless otherwise specifically mentioned in the Report. The Subscriber shall independently verify the accuracy and correctness of the information/data before in any way acting upon the same. MIPL shall not be liable for any harm, injury, loss or damage caused to the Subscriber due to default by the Subscriber's debtors/beneficiaries in fulfilling their obligations of any nature whatsoever. This Report or any of its portion shall not be used as a documentary evidence or otherwise before any investigative agencies or forum of law. This Report is confidential and proprietary to MIPL. The Subscriber and/or any other person(s) may not reproduce, publish or disclose any of the contents of the Report to others without the express authorization of MIPL. This Report is prepared and issued to the Subscriber without any risk, responsibility or liability on the part of MIPL or its officials.

MORRIS GRANITE & MARBLE COMPANY LIMITED - 519423

PAGE NO. : 10

	Gearing %	9.80	13.50	0	0	0
	Equity in %	77.70	77.40	77.30	85.60	84.90
	Creditor Days	-	-	-	-	-
	Debtor Days	-	-	-	-	-
	Liquidity/Acid Test	2.90	2.94	1.58	2.58	2.35
	Return On Capital Employed %	-	-	-	-	-
	Return On Total Assets Employed %	-	-	-	-	-
	Current Debt Ratio	0.19	0.16	0.29	0.17	0.18
	Total Debt Ratio	0.28	0.29	0.29	0.17	0.18
	Stock Turnover Ratio %	-	-	-	-	-
	Return on Net Assets Employed %	-	-	-	-	-

Report Notes

There are no notes to display.

Status History

No Status History found

EVENT HISTORY

Date	Description
02/06/2018	New Accounts Filed
02/06/2018	New Accounts Filed
05/02/2018	Confirmation Statement
02/06/2017	New Accounts Filed
10/12/2016	Annual Returns
08/12/2016	Annual Returns
01/06/2016	New Accounts Filed
13/05/2016	Payment Data Update Received
03/02/2016	Annual Returns
17/05/2015	New Accounts Filed
12/01/2015	Annual Returns
20/05/2014	New Accounts Filed
11/02/2014	Annual Returns
03/06/2013	New Accounts Filed
15/01/2013	Annual Returns

Previous Company Names

No Previous Names found

DISCLAIMER : This Report is **PRIVATE & CONFIDENTIAL** and it is prepared at the request of and for its use by the Subscriber only. The Subscriber shall use the contents of the Report merely as an aid to its business. Mira Inform Private Limited ("MIPL") has collated information/data in the Report, which have not been verified unless otherwise specifically mentioned in the Report. The Subscriber shall independently verify the accuracy and correctness of the information/data before in any way acting upon the same. MIPL shall not be liable for any harm, injury, loss or damage caused to the Subscriber due to default by the Subscriber's debtors/beneficiaries in fulfilling their obligations of any nature whatsoever. This Report or any of its portion shall not be used as a documentary evidence or otherwise before any investigative agencies or forum of law. This Report is confidential and proprietary to MIPL. The Subscriber and/or any other person(s) may not reproduce, publish or disclose any of the contents of the Report to others without the express authorization of MIPL. This Report is prepared and issued to the Subscriber without any risk, responsibility or liability on the part of MIPL or its officials.

MORRIS GRANITE & MARBLE COMPANY LIMITED - 519423

PAGE NO. : 11

Writ Details

No writs found

Statistics

Group	-
Linkages	0 companies
Countries	In 0 countries

Summary

Holding Company	-
Ownership Status	
Ultimate Holding Company	-

Group StructureFull

No Group Structure

MORTGAGE DETAILS

Mortgage Type:	LEGAL MORTGAGE		
Date Charge Created:	30/07/80		
Date Charge Registered:	12/08/80		
Date Charge Satisfied:	-		
Status:	OUTSTANDING		
Person(s) Entitled:	MRS LORNA MORRIS		
Amount Secured:	£20,000 & ALL OTHER MONIES DUE OR TOBECOME DUE OR TO BECOME DUE FROM THE COMPANY TO THE CHARGE.		
Details:	F/H THE GRANITE & MARBLE FACTORY COLOMENDY INDUSTRIAL ESTATE, CLWYD.		
Mortgage Type:	MORTGAGE DEBENTURE		
Date Charge Created:	01/11/78		
Date Charge Registered:	06/11/78		
Date Charge Satisfied:	-		
Status:	OUTSTANDING		
Person(s) Entitled:	NATIONAL WESTMINSTER BANK PLC		
Amount Secured:	ALL MONIES DUE OR TO BECOME DUE FROM THE COMPANY TO THE CHARGE ON ANY ACCOUNT WHATSOEVER		
Details:	UNDERTAKING AND ALL PROPERTY AND ASSETSPRESENT AND FUTURE INCLUDING ALL BOOK AND OTHER DEBTS FIXED AND FLOATING CHRAGES. LEGAL MORTGAGE OVER TWO F/HOLD PROPERTIES FULLY DESCRIBED IN THE SCHEDULE ATTACHED TO DOC. M36. (PLEASE SEE DOC M36 FOR FULL DETAILS)		
Mortgage Type:			
Date Charge Created:	13/09/73		
Date Charge Registered:	25/09/73		

DISCLAIMER : This Report is **PRIVATE & CONFIDENTIAL** and it is prepared at the request of and for its use by the Subscriber only. The Subscriber shall use the contents of the Report merely as an aid to its business. Mira Inform Private Limited ("MIPL") has collated information/data in the Report, which have not been verified unless otherwise specifically mentioned in the Report. The Subscriber shall independently verify the accuracy and correctness of the information/data before in any way acting upon the same. MIPL shall not be liable for any harm, injury, loss or damage caused to the Subscriber due to default by the Subscriber's debtors/beneficiaries in fulfilling their obligations of any nature whatsoever. This Report or any of its portion shall not be used as a documentary evidence or otherwise before any investigative agencies or forum of law. This Report is confidential and proprietary to MIPL. The Subscriber and/or any other person(s) may not reproduce, publish or disclose any of the contents of the Report to others without the express authorization of MIPL. This Report is prepared and issued to the Subscriber without any risk, responsibility or liability on the part of MIPL or its officials.

MORRIS GRANITE & MARBLE COMPANY LIMITED - 519423

PAGE NO. : 12

Date Charge Satisfied:	-		
Status:	OUTSTANDING		
Person(s) Entitled:	UNITED DOMINIONS TRUST LTD		
Amount Secured:	FOR SECURING £5,239,68. ALL MONIES DUE OR TO BECOME DUE FROM THE COMPANY TO THE CHARGEЕ ON ANY ACCOUNTWHATSOEVER UNDER THE TERMS OF A PROMISSORY NOTE DATED 13-9-1973.		
Details:	SEE DOC 29 FOR DETAILS.		
Mortgage Type:	BILL OF SALE		
Date Charge Created:	07/08/58		
Date Charge Registered:	12/08/58		
Date Charge Satisfied:	-		
Status:	OUTSTANDING		
Person(s) Entitled:	J. M. MORRIS		
Amount Secured:	£350		
Details:	VARIOUS ITEMS OF MACHINERY FOR DETAILS OF WHICH SEE DOC 8.		

Creditor Details

	Total Number	Total Value
Trade Creditors	0	-
No Creditor Data		

Trade Debtors / Bad Debt Detail

	Total Number of Documented Trade	Total Value of Documented Trade	
Trade Debtors	1	£338	
Company Name	Amount	Statement Date	
Gem Structural Solutions Ltd	£338	01/02/2012	

PREVIOUS DIRECTOR/COMPANY SECRETARIES

Name	Current Active Appointments	Previous Appointments	Dissolved Companies	
Lorna Morris	0	2	0	
Lorna Morris	0	2	0	
Total Persons With Significant Control	2	Total Statements	0	
Active	2	Active	0	
Ceased	0	Ceased	0	

ACTIVE PERSONS WITH SIGNIFICANT CONTROL

Name	Kind
Mr Richard William Morris	Individual Person With

DISCLAIMER : This Report is **PRIVATE & CONFIDENTIAL** and it is prepared at the request of and for its use by the Subscriber only. The Subscriber shall use the contents of the Report merely as an aid to its business. Mira Inform Private Limited ("MIPL") has collated information/data in the Report, which have not been verified unless otherwise specifically mentioned in the Report. The Subscriber shall independently verify the accuracy and correctness of the information/data before in any way acting upon the same. MIPL shall not be liable for any harm, injury, loss or damage caused to the Subscriber due to default by the Subscriber's debtors/beneficiaries in fulfilling their obligations of any nature whatsoever. This Report or any of its portion shall not be used as a documentary evidence or otherwise before any investigative agencies or forum of law. This Report is confidential and proprietary to MIPL. The Subscriber and/or any other person(s) may not reproduce, publish or disclose any of the contents of the Report to others without the express authorization of MIPL. This Report is prepared and issued to the Subscriber without any risk, responsibility or liability on the part of MIPL or its officials.

			Significant Control
Address	Colomendy Industrial Estate, Denbigh, Denbighshire	Country Of Residence	Wales
Post Code	-	Nationality	Welsh
Date of Birth	06/1953	Notified On	06/04/2016
Nature Of Control	Ownership Of Shares 50 To 75 Percent,Voting Rights 50 To 75 Percent		
Name	Mrs Alma Valerie Morris	Kind	Individual Person With Significant Control
Address	Colomendy Industrial Estate, Denbigh, Denbighshire	Country Of Residence	United Kingdom
Post Code	-	Nationality	British
Date of Birth	07/1953	Notified On	06/04/2016
Nature Of Control	Ownership Of Shares 25 To 50 Percent,Voting Rights 25 To 50 Percent		

Ceased Persons With Significant Control

No Ceased Persons With Significant Control To Display

Active Statements

No Active Statements To Display

Ceased Statements

No Ceased Statements To Display

Average Invoice Value	£53.86
Invoices available	33
Paid	33
Outstanding	0

Trade Payment Data is information that we collect from selected third party partners who send us information about their whole sales ledger.

	Within Terms	0-30 Days	31-60 Days	61-90 Days	91+ Days
Paid	12	19	2	0	0
Outstanding	0	0	0	0	0

FOREIGN EXCHANGE RATES

Currency	Unit	Indian Rupees
US Dollar	1	INR 68.82
UK Pound	1	INR 91.34
Euro	1	INR 80.79
GBP	1	INR 90.61

Note : Above are approximate rates obtained from sources believed to be correct

INFORMATION DETAILS

Analysis Done by :	VAR
Report Prepared by :	DNS

DISCLAIMER : This Report is **PRIVATE & CONFIDENTIAL** and it is prepared at the request of and for its use by the Subscriber only. The Subscriber shall use the contents of the Report merely as an aid to its business. Mira Inform Private Limited ("MIPL") has collated information/data in the Report, which have not been verified unless otherwise specifically mentioned in the Report. The Subscriber shall independently verify the accuracy and correctness of the information/data before in any way acting upon the same. MIPL shall not be liable for any harm, injury, loss or damage caused to the Subscriber due to default by the Subscriber's debtors/beneficiaries in fulfilling their obligations of any nature whatsoever. This Report or any of its portion shall not be used as a documentary evidence or otherwise before any investigative agencies or forum of law. This Report is confidential and proprietary to MIPL. The Subscriber and/or any other person(s) may not reproduce, publish or disclose any of the contents of the Report to others without the express authorization of MIPL. This Report is prepared and issued to the Subscriber without any risk, responsibility or liability on the part of MIPL or its officials.

RATING EXPLANATIONS

Credit Rating	Explanation	Rating Comments
A++	Minimum Risk	Business dealings permissible with minimum risk of default
A+	Low Risk	Business dealings permissible with low risk of default
A	Acceptable Risk	Business dealings permissible with moderate risk of default
B	Medium Risk	Business dealings permissible on a regular monitoring basis
C	Medium High Risk	Business dealings permissible preferably on secured basis
D	High Risk	Business dealing not recommended or on secured terms only
NB	New Business	No recommendation can be done due to business in infancy stage
NT	No Trace	No recommendation can be done as the business is not traceable

NB is stated where there is insufficient information to facilitate rating. However, it is not to be considered as unfavourable.

This score serves as a reference to assess SC's credit risk and to set the amount of credit to be extended. It is calculated from a composite of weighted scores obtained from each of the major sections of this report. The assessed factors are as follows:

- Financial condition covering various ratios
- Company background and operations size
- Promoters / Management background
- Payment record
- Litigation against the subject
- Industry scenario / competitor analysis
- Supplier / Customer / Banker review (wherever available)