

MIRA INFORM REPORT

Report No. :	519843
Report Date :	13.07.2018

IDENTIFICATION DETAILS

Name :	HEL LIMITED
Formerly Known As :	<ul style="list-style-type: none"> HAZARD EVALUATION LABORATORY LIMITED WIDEPLANET LIMITED
Registered Office :	9-10 Capital Business Park, Manor Way, Borehamwood, Wd6 1gw
Country :	United Kingdom
Financials (as on) :	30.06.2016
Date of Incorporation :	14.07.1987
Com. Reg. No.:	02147149
Legal Form :	Private limited with Share Capital
Line of Business :	<ul style="list-style-type: none"> Other research and experimental development on natural sciences and engineering Manufacture and sale equipment and advising on the minimisation of risks involved in the handling and processing of potentially dangerous substances.
No. of Employees :	Not available

RATING & COMMENTS

(Mira Inform has adopted New Rating mechanism w.e.f. 23rd January 2017)

MIRA's Rating :	A
------------------------	---

Credit Rating	Explanation	Rating Comments
A	Acceptable Risk	Business dealings permissible with moderate risk of default

Status :	Good
Payment Behaviour :	Regular

DISCLAIMER : This Report is **PRIVATE & CONFIDENTIAL** and it is prepared at the request of and for its use by the Subscriber only. The Subscriber shall use the contents of the Report merely as an aid to its business. Mira Inform Private Limited ("MIPL") has collated information/data in the Report, which have not been verified unless otherwise specifically mentioned in the Report. The Subscriber shall independently verify the accuracy and correctness of the information/data before in any way acting upon the same. MIPL shall not be liable for any harm, injury, loss or damage caused to the Subscriber due to default by the Subscriber's debtors/beneficiaries in fulfilling their obligations of any nature whatsoever. This Report or any of its portion shall not be used as a documentary evidence or otherwise before any investigative agencies or forum of law. This Report is confidential and proprietary to MIPL. The Subscriber and/or any other person(s) may not reproduce, publish or disclose any of the contents of the Report to others without the express authorization of MIPL. This Report is prepared and issued to the Subscriber without any risk, responsibility or liability on the part of MIPL or its officials.

Litigation :	Clear
---------------------	-------

NOTES :

Any query related to this report can be made on e-mail : infodept@mirainform.com while quoting report number, name and date.

ECGC Country Risk Classification List

Country Name	Previous Rating (31.12.2017)	Current Rating (01.04.2018)
United Kingdom	A1	A1

Risk Category	ECGC Classification
Insignificant	A1
Low Risk	A2
Moderately Low Risk	B1
Moderate Risk	B2
Moderately High Risk	C1
High Risk	C2
Very High Risk	D

UNITED KINGDOM - ECONOMIC OVERVIEW

The UK, a leading trading power and financial center, is the third largest economy in Europe after Germany and France. Agriculture is intensive, highly mechanized, and efficient by European standards, producing about 60% of food needs with less than 2% of the labor force. The UK has large coal, natural gas, and oil resources, but its oil and natural gas reserves are declining; the UK has been a net importer of energy since 2005. Services, particularly banking, insurance, and business services, are key drivers of British GDP growth. Manufacturing, meanwhile, has declined in importance but still accounts for about 10% of economic output.

In 2008, the global financial crisis hit the economy particularly hard, due to the importance of its financial sector. Falling home prices, high consumer debt, and the global economic slowdown compounded the UK's economic problems, pushing the economy into recession in the latter half of 2008 and prompting the then BROWN (Labour) government to implement a number of measures to stimulate the economy and stabilize the financial markets. Facing burgeoning public deficits and debt levels, in 2010 the then CAMERON-led coalition government (between Conservatives and Liberal Democrats) initiated an austerity program, which has continued under the Conservative government. However, the deficit still remains one of the highest in the G7, standing at 3.6% of GDP as of 2017, and the UK has pledged to lower its corporation tax from 20% to 17% by 2020. The UK had a debt burden of 90.4% GDP at the end of 2017.

The UK's economy has begun to slow since the referendum vote to leave the EU in June 2016. A sustained depreciation of the British pound has increased consumer and producer prices, weighing on consumer spending without spurring a meaningful increase in exports. The UK has an extensive trade relationship with other EU members through its single market membership and economic observers have warned the exit will jeopardize its position as the central location for European financial services. Prime Minister MAY is seeking a new "deep and special" trade relationship with the EU following the UK's exit. However, economists doubt that the UK will be able to preserve the benefits of EU membership without the obligations. The UK is expected to officially leave the EU by the end of March 2019.

Source : CIA

COMPANY NAME AND ADDRESS

Company Name: **HEL LIMITED**
Company No: **02147149**
Registered Address: **9-10 CAPITAL BUSINESS PARK MANOR WAY BOREHAMWOOD WD6 1GW**

COMPANY SUMMARY

Registered Address 9-10 CAPITAL BUSINESS PARK
MANOR WAY
BOREHAMWOOD
WD6 1GW

Trading Address Unit 9-10
Capital Business Park
Manor Way
Borehamwood, Hertfordshire
WD6 1GW

Website Address <http://www.helgroup.com>

Telephone Number 02087360640

Fax Number

TPS No

FPS Yes

Incorporation Date 14/07/1987

Previous Name HAZARD EVALUATION LABORATORY LIMITED

Type Private limited with Share Capital

FTSE Index -

Date of Change 15/01/2003

Filing Date of Accounts 02/05/2017

Currency GBP

Share Capital £15,000

HEL LIMITED - 519843

PAGE NO. : 5

SIC07	72190
Charity Number	-
SIC07 Description	OTHER RESEARCH AND EXPERIMENTAL DEVELOPMENT ON NATURAL SCIENCES AND ENGINEERING
Principal Activity	Manufacture and sale equipment and advising on the minimisation of risks involved in the handling and processing of potentially dangerous substances.

ADDITIONAL INFORMATION

CCJ's	0 (£0)
No CCJ Information To Display	
Ultimate Holding Company	HEL LIMITED
Accountant	-
Mortgages	3
Trade Debtors	-
Group	2 companies
Linkages	0 companies
Countries	In 0 countries

KEY FINANCIALS

Year to Date	Turnover	Pre Tax Profit	Shareholder's Funds	Employees
30/06/2016	-	-	£3,546,588	-
30/06/2015	-	-	£2,895,911	-
30/06/2014	-	-	£2,935,043	-

MORTGAGE SUMMARY

Total Mortgage	3
Outstanding	0
Satisfied	3

TRADE DEBTORS / BAD DEBT SUMMARY

Total Number of Documented Trade 1

DISCLAIMER : This Report is **PRIVATE & CONFIDENTIAL** and it is prepared at the request of and for its use by the Subscriber only. The Subscriber shall use the contents of the Report merely as an aid to its business. Mira Inform Private Limited ("MIPL") has collated information/data in the Report, which have not been verified unless otherwise specifically mentioned in the Report. The Subscriber shall independently verify the accuracy and correctness of the information/data before in any way acting upon the same. MIPL shall not be liable for any harm, injury, loss or damage caused to the Subscriber due to default by the Subscriber's debtors/beneficiaries in fulfilling their obligations of any nature whatsoever. This Report or any of its portion shall not be used as a documentary evidence or otherwise before any investigative agencies or forum of law. This Report is confidential and proprietary to MIPL. The Subscriber and/or any other person(s) may not reproduce, publish or disclose any of the contents of the Report to others without the express authorization of MIPL. This Report is prepared and issued to the Subscriber without any risk, responsibility or liability on the part of MIPL or its officials.

Total Value of Documented Trade £2,700

COMMENTARY

This company has only made late payments on a low percentage of invoices.
The latest Balance Sheet indicates a very positive net working capital position.
The latest cash balances represent a positive level in terms of the overall outstanding creditor obligations.
There has been an increase in shareholders funds compared with the previous balance sheet.
This company trades in an industry with a lower level of corporate failures.

CCJ

Total Number of Exact CCJs -	0	Total Value of Exact CCJs -	
Total Number of Possible CCJs -	0	Total Value of Possible CCJs -	
Total Number of Satisfied CCJs -	0	Total Value of Satisfied CCJs -	
Total Number of Writs -	-		

Total Current Directors	2	Total Current Secretaries	1
Total Previous Directors / Company Secretaries	1	Total Person's With Significant Control	2

CURRENT DIRECTORS

Title	Dr	Function	Director
Name	Brian Joseph Berenblut	Nationality	British
Date of Birth	12/1947	Present Appointments	3
Latest Address	9-10 Capital Business Park, Manor Way, Borehamwood, Hertfordshire	Appointment Date	31/01/1992
Post Code	WD6 1GW		
Other Actions	View Director Report	View Consumer Report	View AML Report
	View Trace Report	View Compliance Report	
Title	Dr	Function	Director
Name	Jasbir Singh	Nationality	British
Date of Birth	07/1953	Present Appointments	6
Latest Address	29 Birchwood Avenue, London	Appointment Date	31/01/1992
Post Code	N10 3BE		
Other Actions	View Director Report	View Consumer Report	View AML Report
	View Trace Report	View Compliance Report	

DISCLAIMER : This Report is **PRIVATE & CONFIDENTIAL** and it is prepared at the request of and for its use by the Subscriber only. The Subscriber shall use the contents of the Report merely as an aid to its business. Mira Inform Private Limited ("MIPL") has collated information/data in the Report, which have not been verified unless otherwise specifically mentioned in the Report. The Subscriber shall independently verify the accuracy and correctness of the information/data before in any way acting upon the same. MIPL shall not be liable for any harm, injury, loss or damage caused to the Subscriber due to default by the Subscriber's debtors/beneficiaries in fulfilling their obligations of any nature whatsoever. This Report or any of its portion shall not be used as a documentary evidence or otherwise before any investigative agencies or forum of law. This Report is confidential and proprietary to MIPL. The Subscriber and/or any other person(s) may not reproduce, publish or disclose any of the contents of the Report to others without the express authorization of MIPL. This Report is prepared and issued to the Subscriber without any risk, responsibility or liability on the part of MIPL or its officials.

CURRENT COMPANY SECRETARY









Title	Dr	Function	Company Secretary
Name	Jasbir Singh	Nationality	British
Date of Birth	07/1953	Present Appointments	6
Latest Address	29 Birchwood Avenue, London	Appointment Date	31/01/1992
Post Code	N10 3BE		
Other Actions		View Consumer Report	View Trace Report
	View Compliance Report		

TOP SHAREHOLDERS








Name	Currency	Share Count	Share Type	Nominal Value	% of Total Share Count
DR JASBIR SINGH	GBP	9,750	ORDINARY	1	65
SORREL MARKETING LTD	GBP	5,250	ORDINARY	1	35

FINANCIALS













Profit & Loss

	Date Of Accounts	30/06/16	(%)	30/06/15	(%)	30/06/14	(%)	30/06/13	(%)	30/06/12
	Weeks	52	(%)	52	(%)	52	(%)	52	(%)	52
	Currency	GBP	(%)	GBP	(%)	GBP	(%)	GBP	(%)	GBP
	Consolidated A/cs	N	(%)	N	(%)	N	(%)	N	(%)	N
	Turnover	-	-	-	-	-	-	-	-	-
	Export	-	-	-	-	-	-	-	-	-
	Cost of Sales	-	-	-	-	-	-	-	-	-
	Gross Profit	-	-	-	-	-	-	-	-	-
	Wages & Salaries	-	-	-	-	-	-	-	-	-
	Directors Emoluments	-	-	-	-	-	-	-	-	-
	Operating Profit	-	-	-	-	-	-	-	-	-
	Depreciation	£20,508	- 18.2%	£25,058	156.7%	£9,763	- 26.8%	£13,329	- 75.9%	£55,284






DISCLAIMER : This Report is **PRIVATE & CONFIDENTIAL** and it is prepared at the request of and for its use by the Subscriber only. The Subscriber shall use the contents of the Report merely as an aid to its business. Mira Inform Private Limited ("MIPL") has collated information/data in the Report, which have not been verified unless otherwise specifically mentioned in the Report. The Subscriber shall independently verify the accuracy and correctness of the information/data before in any way acting upon the same. MIPL shall not be liable for any harm, injury, loss or damage caused to the Subscriber due to default by the Subscriber's debtors/beneficiaries in fulfilling their obligations of any nature whatsoever. This Report or any of its portion shall not be used as a documentary evidence or otherwise before any investigative agencies or forum of law. This Report is confidential and proprietary to MIPL. The Subscriber and/or any other person(s) may not reproduce, publish or disclose any of the contents of the Report to others without the express authorization of MIPL. This Report is prepared and issued to the Subscriber without any risk, responsibility or liability on the part of MIPL or its officials.

	Audit Fees	-	-	-	-	-	-	-	-	-
	Interest Payments	-	-	-	-	-	-	-	-	-
	Pre Tax Profit	-	-	-	-	-	-	-	-	-
	Taxation	-	-	-	-	-	-	-	-	-
	Profit After Tax	-	-	-	-	-	-	-	-	-
	Dividends Payable	-	-	-	-	-	-	-	-	-
	Retained Profit	-	-	-	-	-	-	-	-	-






Balance Sheet

	Date Of Accounts	30/06/16	(%)	30/06/15	(%)	30/06/14	(%)	30/06/13	(%)	30/06/12
	Tangible Assets	£1,655,948	- 1.5%	£1,681,994	4%	£1,616,795	19.1%	£1,357,402	753%	£159,129
	Intangible Assets	£64,000	- 33.7%	£96,526	-25%	£128,701	999.9%	£934	- 22.2%	£1,200
	Total Fixed Assets	£1,719,948	- 3.3%	£1,778,520	1.9%	£1,745,496	28.5%	£1,358,336	747.2%	£160,329
	Stock	£650,476	- 6.4%	£695,047	8.3%	£641,812	-7.3%	£692,065	2.1%	£677,608
	Trade Debtors	£2,183,285	66.9%	£1,308,491	- 11.8%	£1,482,774	-0.4%	£1,488,152	- 37.5%	£2,380,777
	Cash	£303,349	- 32.9%	£451,775	152.9%	£178,655	-53%	£379,825	- 46.2%	£706,375
	Other Debtors	0	- 100%	£2,778	-	0	-	0	-	0
	Miscellaneous Current Assets	0	-	0	-	0	-	0	-	0
	Total Current Assets	£3,137,110	27.6%	£2,458,091	6.7%	£2,303,241	-10%	£2,560,042	-32%	£3,764,760
	Trade Creditors	£1,310,159	-2%	£1,336,866	20.1%	£1,113,211	33.8%	£831,971	- 42.9%	£1,457,066
	Bank Loans & Overdrafts	0	-	0	-	0	-	0	-	0
	Other Short Term Finance	0	-	0	-	0	-	0	-	0





DISCLAIMER : This Report is **PRIVATE & CONFIDENTIAL** and it is prepared at the request of and for its use by the Subscriber only. The Subscriber shall use the contents of the Report merely as an aid to its business. Mira Inform Private Limited ("MIPL") has collated information/data in the Report, which have not been verified unless otherwise specifically mentioned in the Report. The Subscriber shall independently verify the accuracy and correctness of the information/data before in any way acting upon the same. MIPL shall not be liable for any harm, injury, loss or damage caused to the Subscriber due to default by the Subscriber's debtors/beneficiaries in fulfilling their obligations of any nature whatsoever. This Report or any of its portion shall not be used as a documentary evidence or otherwise before any investigative agencies or forum of law. This Report is confidential and proprietary to MIPL. The Subscriber and/or any other person(s) may not reproduce, publish or disclose any of the contents of the Report to others without the express authorization of MIPL. This Report is prepared and issued to the Subscriber without any risk, responsibility or liability on the part of MIPL or its officials.

	Miscellaneous Current Liabilities	0	-	0	-	0	-	0	-	0
	Total Current Liabilities	£1,310,159	-2%	£1,336,866	20.1%	£1,113,211	33.8%	£831,971	-42.9%	£1,457,066
	Bank Loans & Overdrafts and LTL	£311	-91.9%	£3,834	693.8%	£483	112.8%	£227	-	0
	Other Long Term Finance	0	-	0	-	0	-	0	-	0
	Total Long Term Liabilities	£311	-91.9%	£3,834	693.8%	£483	112.8%	£227	-	0


Capital & Reserves

	Date Of Accounts	30/06/16	(%)	30/06/15	(%)	30/06/14	(%)	30/06/13	(%)	30/06/12
	Called Up Share Capital	£15,000	-	£15,000	-	£15,000	-	£15,000	-	£15,000
	P & L Account Reserve	£3,531,588	22.6%	£2,880,911	-1.3%	£2,920,043	-4.9%	£3,071,180	25.2%	£2,453,023
	Revaluation Reserve	-	-	-	-	-	-	-	-	-
	Sundry Reserves	-	-	-	-	-	-	-	-	-
	Shareholder Funds	£3,546,588	22.5%	£2,895,911	-1.3%	£2,935,043	-4.9%	£3,086,180	25%	£2,468,023





Other Financial Items

	Date Of Accounts	30/06/16	(%)	30/06/15	(%)	30/06/14	(%)	30/06/13	(%)	30/06/12
	Net Worth	£3,482,588	24.4%	£2,799,385	-0.2%	£2,806,342	-9%	£3,085,246	25.1%	£2,466,823
	Working Capital	£1,826,951	62.9%	£1,121,225	-5.8%	£1,190,030	-31.1%	£1,728,071	-25.1%	£2,307,694
	Total Assets	£4,857,058	14.6%	£4,236,611	4.6%	£4,048,737	3.3%	£3,918,378	-0.2%	£3,925,089
	Total Liabilities	£1,310,470	-2.3%	£1,340,700	20.4%	£1,113,694	33.8%	£832,198	-42.9%	£1,457,066



DISCLAIMER : This Report is **PRIVATE & CONFIDENTIAL** and it is prepared at the request of and for its use by the Subscriber only. The Subscriber shall use the contents of the Report merely as an aid to its business. Mira Inform Private Limited ("MIPL") has collated information/data in the Report, which have not been verified unless otherwise specifically mentioned in the Report. The Subscriber shall independently verify the accuracy and correctness of the information/data before in any way acting upon the same. MIPL shall not be liable for any harm, injury, loss or damage caused to the Subscriber due to default by the Subscriber's debtors/beneficiaries in fulfilling their obligations of any nature whatsoever. This Report or any of its portion shall not be used as a documentary evidence or otherwise before any investigative agencies or forum of law. This Report is confidential and proprietary to MIPL. The Subscriber and/or any other person(s) may not reproduce, publish or disclose any of the contents of the Report to others without the express authorization of MIPL. This Report is prepared and issued to the Subscriber without any risk, responsibility or liability on the part of MIPL or its officials.

	Net Assets	£3,546,588	22.5%	£2,895,911	-1.3%	£2,935,043	-4.9%	£3,086,180	25%	£2,468,023
---	------------	------------	-------	------------	-------	------------	-------	------------	-----	------------








Cash Flow

	Date Of Accounts	30/06/16	(%)	30/06/15	(%)	30/06/14	(%)	30/06/13	(%)	30/06/12
	Net Cashflow from Operations	-	-	-	-	-	-	-	-	-
	Net Cashflow before Financing	-	-	-	-	-	-	-	-	-
	Net Cashflow from Financing	-	-	-	-	-	-	-	-	-
	Increase in Cash	-	-	-	-	-	-	-	-	-








Miscellaneous

	Date Of Accounts	30/06/16	(%)	30/06/15	(%)	30/06/14	(%)	30/06/13	(%)	30/06/12
	Contingent Liability	NO	-	NO	-	NO	-	NO	-	NO
	Capital Employed	£3,546,899	22.3%	£2,899,745	-1.2%	£2,935,526	-4.9%	£3,086,407	25.1%	£2,468,023
	Number of Employees	-	-	-	-	-	-	-	-	-
	Accountants									
	Auditors	WELLS ASSOCIATES								
	Auditor Comments	The audit report contains no adverse comments								
	Bankers	NATIONAL WESTMINSTER BANK PLC								
	Bank Branch Code									

Ratios

	Date Of Accounts	30/06/16	30/06/15	30/06/14	30/06/13	30/06/12
	Pre-tax profit margin %	-	-	-	-	-
	Current ratio	2.39	1.84	2.07	3.08	2.58
	Sales/Net Working Capital	-	-	-	-	-
	Gearing %	0	0.10	0	0	0
	Equity in %	74	69.90	74.90	78.80	62.90
	Creditor Days	-	-	-	-	-
	Debtor Days	-	-	-	-	-

DISCLAIMER : This Report is **PRIVATE & CONFIDENTIAL** and it is prepared at the request of and for its use by the Subscriber only. The Subscriber shall use the contents of the Report merely as an aid to its business. Mira Inform Private Limited ("MIPL") has collated information/data in the Report, which have not been verified unless otherwise specifically mentioned in the Report. The Subscriber shall independently verify the accuracy and correctness of the information/data before in any way acting upon the same. MIPL shall not be liable for any harm, injury, loss or damage caused to the Subscriber due to default by the Subscriber's debtors/beneficiaries in fulfilling their obligations of any nature whatsoever. This Report or any of its portion shall not be used as a documentary evidence or otherwise before any investigative agencies or forum of law. This Report is confidential and proprietary to MIPL. The Subscriber and/or any other person(s) may not reproduce, publish or disclose any of the contents of the Report to others without the express authorization of MIPL. This Report is prepared and issued to the Subscriber without any risk, responsibility or liability on the part of MIPL or its officials.

	Liquidity/Acid Test	1.89	1.31	1.49	2.24	2.11
	Return On Capital Employed %	-	-	-	-	-
	Return On Total Assets Employed %	-	-	-	-	-
	Current Debt Ratio	0.36	0.46	0.37	0.26	0.59
	Total Debt Ratio	0.36	0.46	0.37	0.26	0.59
	Stock Turnover Ratio %	-	-	-	-	-
	Return on Net Assets Employed %	-	-	-	-	-

***EVENT HISTORY VIEW DOCUMENTS**

Date	Description
04/01/2018	Confirmation Statement
12/05/2017	New Accounts Filed
12/05/2017	New Accounts Filed
14/01/2017	Annual Returns
19/03/2016	New Accounts Filed
08/01/2016	Annual Returns
10/04/2015	New Accounts Filed
10/04/2015	New Accounts Filed
14/01/2015	Annual Returns
22/02/2014	New Accounts Filed
22/02/2014	New Accounts Filed
10/01/2014	Annual Returns
14/03/2013	New Accounts Filed
14/03/2013	New Accounts Filed
15/01/2013	Annual Returns

PREVIOUS COMPANY NAMES

Date	Previous Name
15/01/2003	HAZARD EVALUATION LABORATORY LIMITED
03/09/1987	WIDEPLANET LIMITED

WRIT DETAILS

No writs found

DISCLAIMER : This Report is **PRIVATE & CONFIDENTIAL** and it is prepared at the request of and for its use by the Subscriber only. The Subscriber shall use the contents of the Report merely as an aid to its business. Mira Inform Private Limited ("MIPL") has collated information/data in the Report, which have not been verified unless otherwise specifically mentioned in the Report. The Subscriber shall independently verify the accuracy and correctness of the information/data before in any way acting upon the same. MIPL shall not be liable for any harm, injury, loss or damage caused to the Subscriber due to default by the Subscriber's debtors/beneficiaries in fulfilling their obligations of any nature whatsoever. This Report or any of its portion shall not be used as a documentary evidence or otherwise before any investigative agencies or forum of law. This Report is confidential and proprietary to MIPL. The Subscriber and/or any other person(s) may not reproduce, publish or disclose any of the contents of the Report to others without the express authorization of MIPL. This Report is prepared and issued to the Subscriber without any risk, responsibility or liability on the part of MIPL or its officials.

STATISTICS

Group	2 companies
Linkages	0 companies
Countries	In 0 countries

SUMMARY

Holding Company	HEL LIMITED
Ownership Status	Ultimately Owned
Ultimate Holding Company	HEL LIMITED

GROUP STRUCTURE FULL

Company Name	Registered Number	Latest Key Financials	Consol. Accounts	Turnover
HEL LIMITED	02147149	30.06.2016	N	
HAZARD EVALUATION LABO...	03067250	30.06.2016	N	

Group	2 companies
Linkages	0 companies
Countries	In 0 countries

MORTGAGE DETAILS

Mortgage Type:	DEBENTURE
Date Charge Created:	10/07/07
Date Charge Registered:	18/07/07
Date Charge Satisfied:	12/01/18
Status:	SATISFIED
Person(s) Entitled:	BARCLAYS BANK PLC;
Amount Secured:	
Details:	FIXED AND FLOATING CHARGES OVER THE UNDERTAKING AND ALL PROPERTY AND ASSETS PRESENT AND FUTURE INCLUDING GOODWILL BOOKDEBTS UNCALLED CAPITAL BUILDINGS FIXTURES FIXED PLANT AND MACHINERY
Mortgage Type:	DEBENTURE
Date Charge Created:	19/05/04

DISCLAIMER : This Report is **PRIVATE & CONFIDENTIAL** and it is prepared at the request of and for its use by the Subscriber only. The Subscriber shall use the contents of the Report merely as an aid to its business. Mira Inform Private Limited ("MIPL") has collated information/data in the Report, which have not been verified unless otherwise specifically mentioned in the Report. The Subscriber shall independently verify the accuracy and correctness of the information/data before in any way acting upon the same. MIPL shall not be liable for any harm, injury, loss or damage caused to the Subscriber due to default by the Subscriber's debtors/beneficiaries in fulfilling their obligations of any nature whatsoever. This Report or any of its portion shall not be used as a documentary evidence or otherwise before any investigative agencies or forum of law. This Report is confidential and proprietary to MIPL. The Subscriber and/or any other person(s) may not reproduce, publish or disclose any of the contents of the Report to others without the express authorization of MIPL. This Report is prepared and issued to the Subscriber without any risk, responsibility or liability on the part of MIPL or its officials.

HEL LIMITED - 519843

PAGE NO. : 13

Date Charge Registered:	22/05/04		
Date Charge Satisfied:	19/07/07		
Status:	SATISFIED		
Person(s) Entitled:	LLOYDS TSB BANK PLC		
Amount Secured:	ALL MONIES DUE OR TO BECOME DUE FROM THE COMPANY TO THE CHARGEES ON ANY ACCOUNT WHATSOEVER		
Details:	FIXED AND FLOATING CHARGES OVER THE UNDERTAKING AND ALL PROPERTY AND ASSETS PRESENT AND FUTURE INCLUDING GOODWILL BOOKDEBTS UNCALLED CAPITAL BUILDINGS FIXTURES FIXED PLANT AND MACHINERY		
Mortgage Type:	MORTGAGE DEBENTURE		
Date Charge Created:	15/05/90		
Date Charge Registered:	15/05/90		
Date Charge Satisfied:	04/12/04		
Status:	SATISFIED		
Person(s) Entitled:	NATIONAL WESTMINSTER BANK PLC		
Amount Secured:	ALL MONIES DUE OR TO BECOME DUE FROM THE COMPANY TO THE CHARGEES ON ANY ACCOUNT WHATSOEVER		
Details:	A SPECIFIC EQUITABLE CHARGE OVER ALL FREEHOLD AND LEASEHOLD PROPERTIES AND/OR THE PROCEEDS OF SALE THEREOF FIXED AND FLOATING CHARGES OVER UNDERTAKING AND ALL PROPERTY AND ASSETS PRESENT AND FUTURE INCLUDING GOODWILL BOOKDEBTS AND THE BENEFITS OF ANY LICENCES		

CREDITOR DETAILS

	Total Number	Total Value
Trade Creditors	0	-
No Creditor Data		

TRADE DEBTORS / BAD DEBT DETAIL

	Total Number of Documented Trade	Total Value of Documented Trade
Trade Debtors	1	£2,700
Company Name	Amount	Statement Date
Vego Limited	£2,700	21/10/2014

PREVIOUS DIRECTOR/COMPANY SECRETARIES

Name	Current Active Appointments	Previous Appointments	Dissolved Companies

DISCLAIMER : This Report is **PRIVATE & CONFIDENTIAL** and it is prepared at the request of and for its use by the Subscriber only. The Subscriber shall use the contents of the Report merely as an aid to its business. Mira Inform Private Limited ("MIPL") has collated information/data in the Report, which have not been verified unless otherwise specifically mentioned in the Report. The Subscriber shall independently verify the accuracy and correctness of the information/data before in any way acting upon the same. MIPL shall not be liable for any harm, injury, loss or damage caused to the Subscriber due to default by the Subscriber's debtors/beneficiaries in fulfilling their obligations of any nature whatsoever. This Report or any of its portion shall not be used as a documentary evidence or otherwise before any investigative agencies or forum of law. This Report is confidential and proprietary to MIPL. The Subscriber and/or any other person(s) may not reproduce, publish or disclose any of the contents of the Report to others without the express authorization of MIPL. This Report is prepared and issued to the Subscriber without any risk, responsibility or liability on the part of MIPL or its officials.

HEL LIMITED - 519843

PAGE NO. : 14

Simon Patrick Waldram	1	3	0
Total Persons With Significant Control	2	Total Statements	0
Active	2	Active	0
Ceased	0	Ceased	0

ACTIVE PERSONS WITH SIGNIFICANT CONTROL

Name	Dr Brian Joseph Berenblut	Kind	Individual Person With Significant Control
Address	9-10 Capital Business Park Manor Way, Borehamwood, Hertfordshire	Country Of Residence	United Kingdom
Post Code	WD6 1GW	Nationality	British
Date of Birth	12/1947	Notified On	06/04/2016
Nature Of Control	Ownership Of Shares 25 To 50 Percent, Voting Rights 25 To 50 Percent		
Name	Dr Jasbir Singh	Kind	Individual Person With Significant Control
Address	9-10 Capital Business Park Manor Way, Borehamwood, Hertfordshire	Country Of Residence	United Kingdom
Post Code	WD6 1GW	Nationality	British
Date of Birth	07/1953	Notified On	06/04/2016
Nature Of Control	Ownership Of Shares 50 To 75 Percent, Voting Rights 50 To 75 Percent		

CEASED PERSONS WITH SIGNIFICANT CONTROL

No Ceased Persons With Significant Control To Display

ACTIVE STATEMENTS

No Active Statements To Display

CEASED STATEMENTS

No Ceased Statements To Display

DISCLAIMER : This Report is **PRIVATE & CONFIDENTIAL** and it is prepared at the request of and for its use by the Subscriber only. The Subscriber shall use the contents of the Report merely as an aid to its business. Mira Inform Private Limited ("MIPL") has collated information/data in the Report, which have not been verified unless otherwise specifically mentioned in the Report. The Subscriber shall independently verify the accuracy and correctness of the information/data before in any way acting upon the same. MIPL shall not be liable for any harm, injury, loss or damage caused to the Subscriber due to default by the Subscriber's debtors/beneficiaries in fulfilling their obligations of any nature whatsoever. This Report or any of its portion shall not be used as a documentary evidence or otherwise before any investigative agencies or forum of law. This Report is confidential and proprietary to MIPL. The Subscriber and/or any other person(s) may not reproduce, publish or disclose any of the contents of the Report to others without the express authorization of MIPL. This Report is prepared and issued to the Subscriber without any risk, responsibility or liability on the part of MIPL or its officials.

FOREIGN EXCHANGE RATES

Currency	Unit	Indian Rupees
US Dollar	1	INR 68.63
UK Pound	1	INR 90.67
Euro	1	INR 80.16
GBP	1	INR 89.88

Note : Above are approximate rates obtained from sources believed to be correct

INFORMATION DETAILS

Analysis Done by :	DIV
Report Prepared by :	TRU

DISCLAIMER : This Report is **PRIVATE & CONFIDENTIAL** and it is prepared at the request of and for its use by the Subscriber only. The Subscriber shall use the contents of the Report merely as an aid to its business. Mira Inform Private Limited ("MIPL") has collated information/data in the Report, which have not been verified unless otherwise specifically mentioned in the Report. The Subscriber shall independently verify the accuracy and correctness of the information/data before in any way acting upon the same. MIPL shall not be liable for any harm, injury, loss or damage caused to the Subscriber due to default by the Subscriber's debtors/beneficiaries in fulfilling their obligations of any nature whatsoever. This Report or any of its portion shall not be used as a documentary evidence or otherwise before any investigative agencies or forum of law. This Report is confidential and proprietary to MIPL. The Subscriber and/or any other person(s) may not reproduce, publish or disclose any of the contents of the Report to others without the express authorization of MIPL. This Report is prepared and issued to the Subscriber without any risk, responsibility or liability on the part of MIPL or its officials.

RATING EXPLANATIONS

Credit Rating	Explanation	Rating Comments
A++	Minimum Risk	Business dealings permissible with minimum risk of default
A+	Low Risk	Business dealings permissible with low risk of default
A	Acceptable Risk	Business dealings permissible with moderate risk of default
B	Medium Risk	Business dealings permissible on a regular monitoring basis
C	Medium High Risk	Business dealings permissible preferably on secured basis
D	High Risk	Business dealing not recommended or on secured terms only
NB	New Business	No recommendation can be done due to business in infancy stage
NT	No Trace	No recommendation can be done as the business is not traceable

NB is stated where there is insufficient information to facilitate rating. However, it is not to be considered as unfavourable.

This score serves as a reference to assess SC's credit risk and to set the amount of credit to be extended. It is calculated from a composite of weighted scores obtained from each of the major sections of this report. The assessed factors are as follows:

- Financial condition covering various ratios
- Company background and operations size
- Promoters / Management background
- Payment record
- Litigation against the subject
- Industry scenario / competitor analysis
- Supplier / Customer / Banker review (wherever available)