

## MIRA INFORM REPORT

<b>Report No. :</b>	520142
<b>Report Date :</b>	16.07.2018

### IDENTIFICATION DETAILS

<b>Name :</b>	NEXT PLC
<b>Formerly Known As :</b>	<ul style="list-style-type: none"> <li>• NEXT GROUP PLC</li> <li>• BRONZEJASPER PUBLIC LIMITED COMPANY</li> </ul>
<b>Registered Office :</b>	Desford Road, Enderby, Leicester, Le19 4at
<b>Country :</b>	United Kingdom
<b>Financials (as on) :</b>	27.01.2018
<b>Date of Incorporation :</b>	09.04.2002
<b>Com. Reg. No.:</b>	04412362
<b>Legal Form :</b>	Public limited with Share Capital
<b>Line of Business :</b>	Activities of head offices  [We tried to confirm / obtain the detailed activity but the same is not available from any sources]
<b>No. of Employees :</b>	43970 [2018]

**RATING & COMMENTS**

(Mira Inform has adopted New Rating mechanism w.e.f. 23<sup>rd</sup> January 2017)

**MIRA's Rating :**

A

Credit Rating	Explanation	Rating Comments
A	Acceptable Risk	Business dealings permissible with moderate risk of default

<b>Status :</b>	Good
<b>Payment Behaviour :</b>	Regular
<b>Litigation :</b>	Clear

**NOTES :**

Any query related to this report can be made on e-mail : [infodept@mirainform.com](mailto:infodept@mirainform.com) while quoting report number, name and date.

**ECGC Country Risk Classification List**

Country Name	Previous Rating (31.12.2017)	Current Rating (01.04.2018)
United Kingdom	A1	A1

Risk Category	ECGC Classification
Insignificant	A1
Low Risk	A2
Moderately Low Risk	B1
Moderate Risk	B2
Moderately High Risk	C1
High Risk	C2
Very High Risk	D

**UNITED KINGDOM - ECONOMIC OVERVIEW**

The UK, a leading trading power and financial center, is the third largest economy in Europe after Germany and France. Agriculture is intensive, highly mechanized, and efficient by European standards, producing about 60% of food needs with less than 2% of the labor force. The UK has large coal, natural gas, and oil resources, but its oil and natural gas reserves are declining; the UK has been a net importer of energy since 2005. Services, particularly banking, insurance, and business services, are key drivers of British GDP growth. Manufacturing, meanwhile, has declined in importance but still accounts for about 10% of economic output.

In 2008, the global financial crisis hit the economy particularly hard, due to the importance of its financial sector. Falling home prices, high consumer debt, and the global economic slowdown compounded the UK's economic problems, pushing the economy into recession in the latter half of 2008 and prompting the then BROWN (Labour) government to implement a number of measures to stimulate the economy and stabilize the financial markets. Facing burgeoning public deficits and debt levels, in 2010 the then CAMERON-led coalition government (between Conservatives and Liberal Democrats) initiated an austerity program, which has continued under the Conservative government. However, the deficit still remains one of the highest in the G7, standing at 3.6% of GDP as of 2017, and the UK has pledged to lower its corporation tax from 20% to 17% by 2020. The UK had a debt burden of 90.4% GDP at the end of 2017.

The UK's economy has begun to slow since the referendum vote to leave the EU in June 2016. A sustained depreciation of the British pound has increased consumer and producer prices, weighing on consumer spending without spurring a meaningful increase in exports. The UK has an extensive trade relationship with other EU members through its single market membership and economic observers have warned the exit will jeopardize its position as the central location for European financial services. Prime Minister MAY is seeking a new "deep and special" trade relationship with the EU following the UK's exit. However, economists doubt that the UK will be able to preserve the benefits of EU membership without the obligations. The UK is expected to officially leave the EU by the end of March 2019.

Source : CIA

## **COMPANY NAME AND ADDRESS**

Company Name: NEXT PLC  
Company No: 04412362  
Company Status: Active - Accounts Filed  
Status: Active  
Registered Address: DESFORD ROAD ENDERBY LEICESTER LE19 4AT

## **COMPANY NAME**

NEXT PLC

## **COMPANY NUMBER**

04412362

## **COMPANY SUMMARY**

Registered Address DESFORD ROAD  
ENDERBY  
LEICESTER  
LE19 4AT  
Trading Address Desford Road  
Enderby  
Leicester  
Leicestershire  
LE19 4AT  
Website Address <http://www.nextplc.co.uk>  
Telephone Number 08448448888  
Fax Number 01162848998  
TPS No  
FPS Yes  
Incorporation Date 09/04/2002  
Previous Name NEXT GROUP PLC  
Type Public limited with Share Capital  
FTSE Index FTSE 100 company  
Date of Change 22/11/2002  
Filing Date of Accounts 09/06/2018  
Currency -  
Share Capital -  
SIC07 70100

**DISCLAIMER** : This Report is **PRIVATE & CONFIDENTIAL** and it is prepared at the request of and for its use by the Subscriber only. The Subscriber shall use the contents of the Report merely as an aid to its business. Mira Inform Private Limited ("MIPL") has collated information/data in the Report, which have not been verified unless otherwise specifically mentioned in the Report. The Subscriber shall independently verify the accuracy and correctness of the information/data before in any way acting upon the same. MIPL shall not be liable for any harm, injury, loss or damage caused to the Subscriber due to default by the Subscriber's debtors/beneficiaries in fulfilling their obligations of any nature whatsoever. This Report or any of its portion shall not be used as a documentary evidence or otherwise before any investigative agencies or forum of law. This Report is confidential and proprietary to MIPL. The Subscriber and/or any other person(s) may not reproduce, publish or disclose any of the contents of the Report to others without the express authorization of MIPL. This Report is prepared and issued to the Subscriber without any risk, responsibility or liability on the part of MIPL or its officials.

Charity Number -  
SIC07 Description ACTIVITIES OF HEAD OFFICES  
Principal Activity A group engaged in the retailer offering exciting, beautyfully designed, excellent quality, footwear, accessories and home products.

## **ADDITIONAL INFORMATION**

CCJ's 1 (£2,190)

Date	Description	Amount	Remarks
26/09/2012	NORTHAMPTON CCMCC	£2,190	Judgment
-	-	-	-
-	-	-	-

Ultimate Holding Company NEXT PLC  
Accountant -  
Mortgages 0  
Group 20 companies  
Linkages 0 companies  
Countries In 0 countries

## **KEY FINANCIALS**

Year to Date	Turnover	Pre Tax Profit	Shareholder's Funds	Employees
27/01/2018	£4,055,500,000	£726,100,000	£482,600,000	43970
28/01/2017	£4,097,300,000	£790,200,000	£510,500,000	49033
30/01/2016	£4,176,900,000	£836,100,000	£311,800,000	-

## **MORTGAGE SUMMARY**

Total Mortgage 0  
Outstanding 0  
Satisfied 0

## **TRADE DEBTORS / BAD DEBT SUMMARY**

Total Number of Documented Trade 0  
Total Value of Documented Trade £0

## COMMENTARY

This company's return on total assets employed ratio indicates a highly efficient use of assets.
This company has only made late payments on a low percentage of invoices.
This company's ratio of total liabilities to total assets indicates the presence of moderate equity funding.
This company's bank loans and overdrafts (less cash) account for a moderate percentage of short term liabilities.
This company is a member of the FTSE 100 share index.

## CCJ

Total Number of Exact CCJs -	1	Total Value of Exact CCJs -	£2,190
Total Number of Possible CCJs -	0	Total Value of Possible CCJs -	
Total Number of Satisfied CCJs -	0	Total Value of Satisfied CCJs -	
Total Number of Writs -	-		

Total Current Directors	9	Total Current Secretaries	1
Total Previous Directors / Company Secretaries	22	Total Person's With Significant Control	0

## CURRENT DIRECTORS

<b>Title</b>	Mr	<b>Function</b>	Director
<b>Name</b>	Simon Adam Lord Wolfson Of Aspley Guise	<b>Nationality</b>	British
<b>Date of Birth</b>	10/1967	<b>Present Appointments</b>	16
<b>Latest Address</b>	Next Plc Desford Road, Enderby, Leicester	<b>Appointment Date</b>	09/09/2002
<b>Post Code</b>	LE19 4AT		
<b>Title</b>	Mr	<b>Function</b>	Director
<b>Name</b>	Francis William Salway	<b>Nationality</b>	British
<b>Date of Birth</b>	10/1957	<b>Present Appointments</b>	3
<b>Latest Address</b>	Desford Road, Enderby, Leicester	<b>Appointment Date</b>	01/06/2010
<b>Post Code</b>	LE19 4AT		

<b>Title</b>	Ms	<b>Function</b>	Director
<b>Name</b>	Dianne Thompson	<b>Nationality</b>	British
<b>Date of Birth</b>	12/1950	<b>Present Appointments</b>	2
<b>Latest Address</b>	Desford Road, Enderby,	<b>Appointment Date</b>	01/01/2015

**DISCLAIMER** : This Report is **PRIVATE & CONFIDENTIAL** and it is prepared at the request of and for its use by the Subscriber only. The Subscriber shall use the contents of the Report merely as an aid to its business. Mira Inform Private Limited ("MIPL") has collated information/data in the Report, which have not been verified unless otherwise specifically mentioned in the Report. The Subscriber shall independently verify the accuracy and correctness of the information/data before in any way acting upon the same. MIPL shall not be liable for any harm, injury, loss or damage caused to the Subscriber due to default by the Subscriber's debtors/beneficiaries in fulfilling their obligations of any nature whatsoever. This Report or any of its portion shall not be used as a documentary evidence or otherwise before any investigative agencies or forum of law. This Report is confidential and proprietary to MIPL. The Subscriber and/or any other person(s) may not reproduce, publish or disclose any of the contents of the Report to others without the express authorization of MIPL. This Report is prepared and issued to the Subscriber without any risk, responsibility or liability on the part of MIPL or its officials.

**NEXT PLC - 520142**

**PAGE NO. : 7**

	Leicester		
<b>Post Code</b>	LE19 4AT		
<b>Title</b>	Mr	<b>Function</b>	Director
<b>Name</b>	Jonathan Michael Arundell Bewes	<b>Nationality</b>	British
<b>Date of Birth</b>	07/1965	<b>Present Appointments</b>	4
<b>Latest Address</b>	Desford Road, Enderby, Leicester	<b>Appointment Date</b>	03/10/2016
<b>Post Code</b>	LE19 4AT		

<b>Title</b>	Ms	<b>Function</b>	Director
<b>Name</b>	Caroline Mary Helen Goodall	<b>Nationality</b>	British
<b>Date of Birth</b>	05/1955	<b>Present Appointments</b>	1
<b>Latest Address</b>	Desford Road, Enderby, Leicester	<b>Appointment Date</b>	01/01/2013
<b>Post Code</b>	LE19 4AT		
<b>Title</b>	Ms	<b>Function</b>	Director
<b>Name</b>	Jane Margaret Shields	<b>Nationality</b>	British
<b>Date of Birth</b>	10/1963	<b>Present Appointments</b>	3
<b>Latest Address</b>	Desford Road, Enderby, Leicester	<b>Appointment Date</b>	01/07/2013
<b>Post Code</b>	LE19 4AT		

<b>Title</b>	Mrs	<b>Function</b>	Director
<b>Name</b>	Amanda James	<b>Nationality</b>	British
<b>Date of Birth</b>	08/1971	<b>Present Appointments</b>	20
<b>Latest Address</b>	Next Plc Desford Road, Enderby, Leicester	<b>Appointment Date</b>	01/04/2015
<b>Post Code</b>	LE19 4AT		
<b>Title</b>	Mr	<b>Function</b>	Director
<b>Name</b>	Michael Roney	<b>Nationality</b>	
<b>Date of Birth</b>	07/1954	<b>Present Appointments</b>	1
<b>Latest Address</b>	Desford Road, Enderby, Leicester	<b>Appointment Date</b>	14/02/2017
<b>Post Code</b>	LE19 4AT		

<b>Title</b>	Mr	<b>Function</b>	Director
<b>Name</b>	Richard Simon Vaughan Papp	<b>Nationality</b>	British
<b>Date of Birth</b>	03/1967	<b>Present Appointments</b>	1
<b>Latest Address</b>	Desford Road, Enderby, Leicester	<b>Appointment Date</b>	14/05/2018
<b>Post Code</b>	LE19 4AT		

**DISCLAIMER** : This Report is **PRIVATE & CONFIDENTIAL** and it is prepared at the request of and for its use by the Subscriber only. The Subscriber shall use the contents of the Report merely as an aid to its business. Mira Inform Private Limited ("MIPL") has collated information/data in the Report, which have not been verified unless otherwise specifically mentioned in the Report. The Subscriber shall independently verify the accuracy and correctness of the information/data before in any way acting upon the same. MIPL shall not be liable for any harm, injury, loss or damage caused to the Subscriber due to default by the Subscriber's debtors/beneficiaries in fulfilling their obligations of any nature whatsoever. This Report or any of its portion shall not be used as a documentary evidence or otherwise before any investigative agencies or forum of law. This Report is confidential and proprietary to MIPL. The Subscriber and/or any other person(s) may not reproduce, publish or disclose any of the contents of the Report to others without the express authorization of MIPL. This Report is prepared and issued to the Subscriber without any risk, responsibility or liability on the part of MIPL or its officials.

## **CURRENT COMPANY SECRETARY**











Title		Function	Company Secretary
Name	Seonna Anderson	Nationality	
Date of Birth	-	Present Appointments	1
Latest Address	Next Plc Desford Road, Enderby, Leicester	Appointment Date	03/02/2014
Post Code	LE19 4AT		

### Top Shareholders

No shareholders to display

## **FINANCIALS**

### Profit & Loss

	Date Of Accounts	27/01/18	(%)	28/01/17	(%)	30/01/16	(%)	24/01/15	(%)	31/01/14
	Weeks	52	(%)	52	(%)	53	(%)	52	(%)	52
	Currency	GBP	(%)	GBP	(%)	GBP	(%)	GBP	(%)	GBP
	Consolidated A/cs	Y	(%)	Y	(%)	Y	(%)	Y	(%)	Y
	<b>Turnover</b>	<b>£4,055,500,000</b>	<b>-1%</b>	<b>£4,097,300,000</b>	<b>-1.9%</b>	<b>£4,176,900,000</b>	<b>4.4%</b>	<b>£3,999,800,000</b>	<b>6.9%</b>	<b>£3,740,000,000</b>
	Export	-	-	-	-	£395,000,000	12.3%	£351,800,000	-	-
	Cost of Sales	£2,699,300,000	-0.4%	£2,710,700,000	-0.5%	£2,724,200,000	2.6%	£2,656,400,000	6.3%	£2,499,900,000
	Gross Profit	£1,356,200,000	-2.2%	£1,386,600,000	-4.6%	£1,452,700,000	8.1%	£1,343,400,000	8.3%	£1,240,100,000
	Wages & Salaries	£658,800,000	-1%	£665,400,000	-2.2%	£680,700,000	5.4%	£646,100,000	3.1%	£626,500,000
	Directors Emoluments	£3,390,000	4.3%	£3,250,000	-60.4%	£8,200,000	-34.5%	£12,520,000	-44.4%	£22,500,000
	<b>Operating Profit</b>	<b>£759,900,000</b>	<b>-8.2%</b>	<b>£827,700,000</b>	<b>-4.6%</b>	<b>£867,200,000</b>	<b>6.8%</b>	<b>£812,100,000</b>	<b>12.4%</b>	<b>£722,800,000</b>
	Depreciation	£118,600,000	3.8%	£114,300,000	1.5%	£112,600,000	0.6%	£111,900,000	-4.4%	£117,000,000
	Audit Fees	£630,000	5%	£600,000	11.1%	£540,000	-99.9%	£491,000,000	999.9%	£470,000
	Interest	£35,100,0	-	£37,800,0	18.5	£31,900,0	-	-	-	£28,300,0







**DISCLAIMER** : This Report is **PRIVATE & CONFIDENTIAL** and it is prepared at the request of and for its use by the Subscriber only. The Subscriber shall use the contents of the Report merely as an aid to its business. Mira Inform Private Limited ("MIPL") has collated information/data in the Report, which have not been verified unless otherwise specifically mentioned in the Report. The Subscriber shall independently verify the accuracy and correctness of the information/data before in any way acting upon the same. MIPL shall not be liable for any harm, injury, loss or damage caused to the Subscriber due to default by the Subscriber's debtors/beneficiaries in fulfilling their obligations of any nature whatsoever. This Report or any of its portion shall not be used as a documentary evidence or otherwise before any investigative agencies or forum of law. This Report is confidential and proprietary to MIPL. The Subscriber and/or any other person(s) may not reproduce, publish or disclose any of the contents of the Report to others without the express authorization of MIPL. This Report is prepared and issued to the Subscriber without any risk, responsibility or liability on the part of MIPL or its officials.

	Payments	00	7.1%	00	%	00			100%	00
	<b>Pre Tax Profit</b>	<b>£726,100,000</b>	<b>- 8.1%</b>	<b>£790,200,000</b>	<b>- 5.5%</b>	<b>£836,100,000</b>	<b>5.2%</b>	<b>£794,800,000</b>	<b>14.3%</b>	<b>£695,200,000</b>
	Taxation	-	13.3%	-	8.5%	-	-	-	-	-
		£134,300,000		£154,900,000		£169,300,000	5.9%	£159,900,000	12.6%	£142,000,000
	<b>Profit After Tax</b>	<b>£591,800,000</b>	<b>- 6.8%</b>	<b>£635,300,000</b>	<b>- 4.7%</b>	<b>£666,800,000</b>	<b>5%</b>	<b>£634,900,000</b>	<b>14.8%</b>	<b>£553,200,000</b>
	<b>Dividends Payable</b>	<b>£479,700,000</b>	<b>112.4%</b>	<b>£225,800,000</b>	<b>- 61.2%</b>	<b>£581,900,000</b>	<b>34.1%</b>	<b>£433,900,000</b>	<b>81.6%</b>	<b>£238,900,000</b>
	<b>Retained Profit</b>	<b>£112,100,000</b>	<b>- 72.6%</b>	<b>£409,500,000</b>	<b>38.3%</b>	<b>£84,900,000</b>	<b>- 57.8%</b>	<b>£201,000,000</b>	<b>-36%</b>	<b>£314,300,000</b>






**Balance Sheet**

	Date Of Accounts	27/01/18	(%)	28/01/17	(%)	30/01/16	(%)	24/01/15	(%)	31/01/14
	<b>Tangible Assets</b>	<b>£721,100,000</b>	<b>2.9%</b>	<b>£700,900,000</b>	<b>8.8%</b>	<b>£644,200,000</b>	<b>3.5%</b>	<b>£622,300,000</b>	<b>- 1.6%</b>	<b>£632,200,000</b>
	<b>Intangible Assets</b>	<b>£42,900,000</b>	<b>- 0.9%</b>	<b>£43,300,000</b>	<b>- 0.9%</b>	<b>£43,700,000</b>	<b>- 0.7%</b>	<b>£44,000,000</b>	<b>- 0.9%</b>	<b>£44,400,000</b>
	<b>Total Fixed Assets</b>	<b>£764,000,000</b>	<b>2.7%</b>	<b>£744,200,000</b>	<b>8.2%</b>	<b>£687,900,000</b>	<b>3.2%</b>	<b>£666,300,000</b>	<b>- 1.5%</b>	<b>£676,600,000</b>
	<b>Stock</b>	<b>£490,100,000</b>	<b>8.6%</b>	<b>£451,100,000</b>	<b>- 7.3%</b>	<b>£486,500,000</b>	<b>16.7%</b>	<b>£416,800,000</b>	<b>8.1%</b>	<b>£385,600,000</b>
	<b>Trade Debtors</b>	<b>£1,138,500,000</b>	<b>11.1%</b>	<b>£1,025,100,000</b>	<b>-</b>	<b>0</b>	<b>-</b>	<b>0</b>	<b>- 100%</b>	<b>£703,600,000</b>
	<b>Cash</b>	<b>£53,500,000</b>	<b>7.6%</b>	<b>£49,700,000</b>	<b>-25%</b>	<b>£66,300,000</b>	<b>- 75.9%</b>	<b>£275,500,000</b>	<b>0.8%</b>	<b>£273,300,000</b>
	<b>Other Debtors</b>	<b>£109,700,000</b>	<b>8.9%</b>	<b>£100,700,000</b>	<b>- 90.4%</b>	<b>£1,050,500,000</b>	<b>24.4%</b>	<b>£844,300,000</b>	<b>708.7%</b>	<b>£104,400,000</b>
	<b>Miscellaneous Current Assets</b>	<b>£5,700,000</b>	<b>- 83.2%</b>	<b>£34,000,000</b>	<b>- 12.6%</b>	<b>£38,900,000</b>	<b>-51%</b>	<b>£79,400,000</b>	<b>999.9%</b>	<b>£1,200,000</b>
	<b>Total Current Assets</b>	<b>£1,797,500,000</b>	<b>8.2%</b>	<b>£1,660,600,000</b>	<b>1.1%</b>	<b>£1,642,200,000</b>	<b>1.6%</b>	<b>£1,616,000,000</b>	<b>10.1%</b>	<b>£1,468,100,000</b>
	<b>Trade Creditors</b>	<b>£168,400,000</b>	<b>- 9.5%</b>	<b>£186,100,000</b>	<b>-15%</b>	<b>£219,000,000</b>	<b>- 2.6%</b>	<b>£224,900,000</b>	<b>15.5%</b>	<b>£194,800,000</b>
	<b>Bank Loans &amp;</b>	<b>£180,000,000</b>	<b>409.9%</b>	<b>£35,300,000</b>	<b>- 72.6%</b>	<b>£128,600,000</b>	<b>999.9%</b>	<b>£2,800,000</b>	<b>7.7%</b>	<b>£2,600,000</b>

**DISCLAIMER** : This Report is **PRIVATE & CONFIDENTIAL** and it is prepared at the request of and for its use by the Subscriber only. The Subscriber shall use the contents of the Report merely as an aid to its business. Mira Inform Private Limited ("MIPL") has collated information/data in the Report, which have not been verified unless otherwise specifically mentioned in the Report. The Subscriber shall independently verify the accuracy and correctness of the information/data before in any way acting upon the same. MIPL shall not be liable for any harm, injury, loss or damage caused to the Subscriber due to default by the Subscriber's debtors/beneficiaries in fulfilling their obligations of any nature whatsoever. This Report or any of its portion shall not be used as a documentary evidence or otherwise before any investigative agencies or forum of law. This Report is confidential and proprietary to MIPL. The Subscriber and/or any other person(s) may not reproduce, publish or disclose any of the contents of the Report to others without the express authorization of MIPL. This Report is prepared and issued to the Subscriber without any risk, responsibility or liability on the part of MIPL or its officials.






	Overdrafts				%					
	Other Short Term Finance	£91,900,000	161.8%	£35,100,000	-83.7%	£215,100,000	96.4%	£109,500,000	30.5%	£83,900,000
	Miscellaneous Current Liabilities	£474,500,000	1.3%	£468,500,000	-22.9%	£607,900,000	10.6%	£549,400,000	-0.7%	£553,200,000
	<b>Total Current Liabilities</b>	<b>£914,800,000</b>	<b>26.2%</b>	<b>£725,000,000</b>	<b>-38.1%</b>	<b>£1,170,600,000</b>	<b>32%</b>	<b>£886,600,000</b>	<b>6.2%</b>	<b>£834,500,000</b>
	Bank Loans & Overdrafts and LTL	£1,344,100,000	11.6%	£1,204,600,000	23.4%	£976,300,000	-9.3%	£1,076,600,000	4.9%	£1,026,500,000
	Other Long Term Finance	£920,900,000	-1%	£930,000,000	99.9%	£13,900,000	-98.4%	£850,000,000	99.9%	£900,000
	<b>Total Long Term Liabilities</b>	<b>£1,164,100,000</b>	<b>-0.4%</b>	<b>£1,169,300,000</b>	<b>37.9%</b>	<b>£847,700,000</b>	<b>-21.1%</b>	<b>£1,073,800,000</b>	<b>4.9%</b>	<b>£1,023,900,000</b>

**Capital & Reserves**





	Date Of Accounts	27/01/18	(%)	28/01/17	(%)	30/01/16	(%)	24/01/15	(%)	31/01/14
	Called Up Share Capital	£14,500,000	-1.4%	£14,700,000	-2.6%	£15,100,000	-	-	-100%	£15,500,000
	P & L Account Reserve	£2,166,800,000	2.3%	£2,117,200,000	10.9%	£1,908,900,000	493%	£321,900,000	-83.1%	£1,906,900,000
	Revaluation Reserve	-	-	-	-	-	-	-	-	-
	Sundry Reserves	£1,698,700,000	4.8%	£1,621,400,000	0.6%	£1,612,200,000	-	-	100%	£1,636,100,000
	<b>Shareholder Funds</b>	<b>£482,600,000</b>	<b>-5.5%</b>	<b>£510,500,000</b>	<b>63.7%</b>	<b>£311,800,000</b>	<b>-3.1%</b>	<b>£321,900,000</b>	<b>12.4%</b>	<b>£286,300,000</b>

**DISCLAIMER** : This Report is **PRIVATE & CONFIDENTIAL** and it is prepared at the request of and for its use by the Subscriber only. The Subscriber shall use the contents of the Report merely as an aid to its business. Mira Inform Private Limited ("MIPL") has collated information/data in the Report, which have not been verified unless otherwise specifically mentioned in the Report. The Subscriber shall independently verify the accuracy and correctness of the information/data before in any way acting upon the same. MIPL shall not be liable for any harm, injury, loss or damage caused to the Subscriber due to default by the Subscriber's debtors/beneficiaries in fulfilling their obligations of any nature whatsoever. This Report or any of its portion shall not be used as a documentary evidence or otherwise before any investigative agencies or forum of law. This Report is confidential and proprietary to MIPL. The Subscriber and/or any other person(s) may not reproduce, publish or disclose any of the contents of the Report to others without the express authorization of MIPL. This Report is prepared and issued to the Subscriber without any risk, responsibility or liability on the part of MIPL or its officials.

**Other Financial Items**

	Date Of Accounts	27/01/18	(%)	28/01/17	(%)	30/01/16	(%)	24/01/15	(%)	31/01/14
	<b>Net Worth</b>	<b>£439,700,000</b>	- 5.9 %	<b>£467,200,000</b>	<b>74.3 %</b>	<b>£268,100,000</b>	- 3.5 %	<b>£277,900,000</b>	<b>14.9 %</b>	<b>£241,900,000</b>
	<b>Working Capital</b>	<b>£882,700,000</b>	- 5.7 %	<b>£935,600,000</b>	<b>98.4 %</b>	<b>£471,600,000</b>	- 35.3 %	<b>£729,400,000</b>	<b>15.1 %</b>	<b>£633,600,000</b>
	<b>Total Assets</b>	<b>£2,561,500,000</b>	<b>6.5 %</b>	<b>£2,404,800,000</b>	<b>3.2 %</b>	<b>£2,330,100,000</b>	<b>2.1 %</b>	<b>£2,282,300,000</b>	<b>6.4 %</b>	<b>£2,144,700,000</b>
	<b>Total Liabilities</b>	<b>£2,078,900,000</b>	<b>9.7 %</b>	<b>£1,894,300,000</b>	- 6.1 %	<b>£2,018,300,000</b>	<b>3%</b>	<b>£1,960,400,000</b>	<b>5.5 %</b>	<b>£1,858,400,000</b>
	<b>Net Assets</b>	<b>£482,600,000</b>	- 5.5 %	<b>£510,500,000</b>	<b>63.7 %</b>	<b>£311,800,000</b>	- 3.1 %	<b>£321,900,000</b>	<b>12.4 %</b>	<b>£286,300,000</b>



**Cash Flow**

	Date Of Accounts	27/01/18	(%)	28/01/17	(%)	30/01/16	(%)	24/01/15	(%)	31/01/14
	<b>Net Cashflow from Operations</b>	<b>£615,200,000</b>	- 12.1 %	<b>£699,500,000</b>	<b>15%</b>	<b>£608,300,000</b>	- 18.2 %	<b>£743,200,000</b>	<b>20.9 %</b>	<b>£614,800,000</b>
	<b>Net Cashflow before Financing</b>	<b>£503,000,000</b>	- 7.7%	<b>£545,200,000</b>	<b>16.2 %</b>	<b>£469,000,000</b>	- 26.4 %	<b>£637,200,000</b>	<b>24.4 %</b>	<b>£512,200,000</b>
	<b>Net Cashflow from Financing</b>	- <b>£507,600,000</b>	<b>13.1 %</b>	- <b>£584,400,000</b>	<b>15.2 %</b>	- <b>£689,200,000</b>	<b>-8.3%</b>	- <b>£636,100,000</b>	- <b>71.1 %</b>	- <b>£371,800,000</b>
	<b>Increase in Cash</b>	- <b>£4,600,000</b>	<b>88.3 %</b>	- <b>£39,200,000</b>	<b>82.2 %</b>	- <b>£220,200,000</b>	- <b>999.9 %</b>	<b>£1,100,000</b>	- <b>99.2 %</b>	<b>£140,400,000</b>















**Miscellaneous**

	Date Of Accounts	27/01/18	(%)	28/01/17	(%)	30/01/16	(%)	24/01/15	(%)	31/01/14
	<b>Contingent Liability</b>	<b>YES</b>	-	<b>YES</b>	-	<b>NO</b>	-	<b>NO</b>	-	<b>NO</b>

**DISCLAIMER** : This Report is **PRIVATE & CONFIDENTIAL** and it is prepared at the request of and for its use by the Subscriber only. The Subscriber shall use the contents of the Report merely as an aid to its business. Mira Inform Private Limited ("MIPL") has collated information/data in the Report, which have not been verified unless otherwise specifically mentioned in the Report. The Subscriber shall independently verify the accuracy and correctness of the information/data before in any way acting upon the same. MIPL shall not be liable for any harm, injury, loss or damage caused to the Subscriber due to default by the Subscriber's debtors/beneficiaries in fulfilling their obligations of any nature whatsoever. This Report or any of its portion shall not be used as a documentary evidence or otherwise before any investigative agencies or forum of law. This Report is confidential and proprietary to MIPL. The Subscriber and/or any other person(s) may not reproduce, publish or disclose any of the contents of the Report to others without the express authorization of MIPL. This Report is prepared and issued to the Subscriber without any risk, responsibility or liability on the part of MIPL or its officials.

	Capital Employed	£1,646,700,000	-2%	£1,679,800,000	44.9%	£1,159,500,000	-16.9%	£1,395,700,000	6.5%	£1,310,200,000
	Number of Employees	43970	-10.3%	49033	-	-	-	-	-	52533
	Accountants									
	Auditors	PRICEWATERHOUSECOOPERS LLP								
	Auditor Comments	The audit report contains no adverse comments								
	Bankers	NATIONAL WESTMINSTER BANK PLC								
	Bank Branch Code									

**Ratios**

	Date Of Accounts	27/01/18	28/01/17	30/01/16	24/01/15	31/01/14
	Pre-tax profit margin %	17.90	19.29	20.02	19.87	18.59
	Current ratio	1.96	2.29	1.40	1.82	1.76
	Sales/Net Working Capital	4.59	4.38	8.86	5.48	5.90
	Gearing %	278.50	236	313.10	334.50	358.50
	Equity in %	19.20	21.60	13.60	14.40	13.60
	Creditor Days	15.11	16.53	19.45	20.46	18.95
	Debtor Days	102.18	91.06	-	-	68.47
	Liquidity/Acid Test	1.42	1.66	0.98	1.35	1.29
	Return On Capital Employed %	44.09	47.04	72.10	56.94	53.06
	Return On Total Assets Employed %	28.34	32.85	35.88	34.82	32.41
	Current Debt Ratio	1.89	1.42	3.75	2.75	2.91
	Total Debt Ratio	4.30	3.71	6.47	6.09	6.49
	Stock Turnover Ratio %	12.08	11	11.64	10.42	10.31
	Return on Net Assets Employed %	150.45	154.78	268.15	246.90	242.82

**Report Notes**

There are no notes to display.

**DISCLAIMER** : This Report is **PRIVATE & CONFIDENTIAL** and it is prepared at the request of and for its use by the Subscriber only. The Subscriber shall use the contents of the Report merely as an aid to its business. Mira Inform Private Limited ("MIPL") has collated information/data in the Report, which have not been verified unless otherwise specifically mentioned in the Report. The Subscriber shall independently verify the accuracy and correctness of the information/data before in any way acting upon the same. MIPL shall not be liable for any harm, injury, loss or damage caused to the Subscriber due to default by the Subscriber's debtors/beneficiaries in fulfilling their obligations of any nature whatsoever. This Report or any of its portion shall not be used as a documentary evidence or otherwise before any investigative agencies or forum of law. This Report is confidential and proprietary to MIPL. The Subscriber and/or any other person(s) may not reproduce, publish or disclose any of the contents of the Report to others without the express authorization of MIPL. This Report is prepared and issued to the Subscriber without any risk, responsibility or liability on the part of MIPL or its officials.

**Status History**

No Status History found

**EVENT HISTORY**

Date	Description
20/06/2018	New Accounts Filed
20/06/2018	New Accounts Filed
16/06/2018	Confirmation Statement
22/05/2018	New Accounts Filed
21/05/2018	Mr M.W. Law has left the board
16/05/2018	New Board Member Mr R. Papp appointed
04/08/2017	Mr R.J. Barton has left the board
27/06/2017	New Accounts Filed
27/06/2017	New Accounts Filed
26/06/2017	Confirmation Statement
23/05/2017	Mr S.D. Barber has left the board
10/03/2017	New Board Member Mr M. Roney appointed
15/11/2016	New Board Member Mr J.M. Bewes appointed
06/07/2016	Annual Returns
06/07/2016	Annual Returns

**PREVIOUS COMPANY NAMES**

Date	Previous Name
22/11/2002	NEXT GROUP PLC
11/09/2002	BRONZEJASPER PUBLIC LIMITED COMPANY

**Writ Details**

No writs found

**STATISTICS**

<b>Group</b>	20 companies
<b>Linkages</b>	0 companies
<b>Countries</b>	In 0 countries

**DISCLAIMER** : This Report is **PRIVATE & CONFIDENTIAL** and it is prepared at the request of and for its use by the Subscriber only. The Subscriber shall use the contents of the Report merely as an aid to its business. Mira Inform Private Limited ("MIPL") has collated information/data in the Report, which have not been verified unless otherwise specifically mentioned in the Report. The Subscriber shall independently verify the accuracy and correctness of the information/data before in any way acting upon the same. MIPL shall not be liable for any harm, injury, loss or damage caused to the Subscriber due to default by the Subscriber's debtors/beneficiaries in fulfilling their obligations of any nature whatsoever. This Report or any of its portion shall not be used as a documentary evidence or otherwise before any investigative agencies or forum of law. This Report is confidential and proprietary to MIPL. The Subscriber and/or any other person(s) may not reproduce, publish or disclose any of the contents of the Report to others without the express authorization of MIPL. This Report is prepared and issued to the Subscriber without any risk, responsibility or liability on the part of MIPL or its officials.

## **SUMMARY**

Holding Company	NEXT PLC
Ownership Status	Ultimately Owned
Ultimate Holding Company	NEXT PLC

## **GROUP STRUCTURE**

Company Name	Registered Number	Latest Key Financials	Consol. Accounts	Turnover
☐ NEXT PLC	04412362	27.01.2018	Y	£4,055,500,000
☐ NEXT GROUP LIMITED	11118708	-	N	
☐ NEXT HOLDINGS LIMITED	00035161	27.01.2018	N	£215,400,000
└─ NEXT DISTRIBUTION...	03045421	27.01.2018	N	£478,978,000
└─ NEXT SOURCING (UK)...	05188107	31.01.2018	N	
└─ VENTURA NETWORK DI...	06056341	31.01.2018	N	
└─ AGRATECH LIMITED	07218431	31.01.2018	N	
└─ PROJECT NORWICH LI...	11191048	-	N	
└─ BRECON DEBT RECOVE...	00866802	31.01.2018	N	
└─ LIPSY LIMITED	05728110	27.01.2018	N	£99,255,000
└─ NEXT BRAND LIMITED	02570797	27.01.2018	N	
└─ THE NEXT DIRECTORY...	02570808	31.01.2018	N	
└─ NEXT FINANCIAL SER...	02958128	31.01.2018	N	
└─ NEXT MANUFACTURING...	02570801	27.01.2018	N	£5,437,670

**NEXT PLC - 520142**

**PAGE NO. : 15**

NEXT NEAR EAST LIM...	00123434	27.01.2018	N	
NEXT PENSION TRUST...	00497131	31.01.2018	N	
NEXT PROPERTIES LTD	02570546	31.01.2018	N	
NEXT RETAIL LIMITED	04521150	27.01.2018	N	£3,950,301,000
PAIGE GROUP LIMITE...	00452053	31.01.2018	N	
VENTURA GROUP LIMITED	01210373	31.01.2018	N	

**Exact CCJ Details**

Date	Court	Amount	Status	Case Number	Date Paid
26/09/2012	NORTHAMPTON CCMCC	£2,190	Judgment	2YL15315	-

**Possible CCJs Details**

There are no possible CCJ details

**PREVIOUS DIRECTOR/COMPANY SECRETARIES**

Name	Current Active Appointments	Previous Appointments	Dissolved Companies
David Wilson Keens	1	22	4
Nicholas George Brookes	4	12	2
William Robert Barnes	1	31	19
Alistair Campbell Mitchell Innes	0	30	122
OFFICE ORGANIZATION & SERVICES LIMITED	2	531	902
Robert John Orr Barton	4	23	9
David Charles Jones	5	29	43
Derek Nigel Donald Netherton	2	14	2
Jonathan Donald Sherlock Dawson	0	10	4
Andrew John Varley	1	12	10
Stephen David Barber	11	90	25
PRECIS COMPANY SERVICES LIMITED	0	16	20
Julia Ann Parker	0	3	0
Christos Emilios Angelides	0	3	1

**DISCLAIMER** : This Report is **PRIVATE & CONFIDENTIAL** and it is prepared at the request of and for its use by the Subscriber only. The Subscriber shall use the contents of the Report merely as an aid to its business. Mira Inform Private Limited ("MIPL") has collated information/data in the Report, which have not been verified unless otherwise specifically mentioned in the Report. The Subscriber shall independently verify the accuracy and correctness of the information/data before in any way acting upon the same. MIPL shall not be liable for any harm, injury, loss or damage caused to the Subscriber due to default by the Subscriber's debtors/beneficiaries in fulfilling their obligations of any nature whatsoever. This Report or any of its portion shall not be used as a documentary evidence or otherwise before any investigative agencies or forum of law. This Report is confidential and proprietary to MIPL. The Subscriber and/or any other person(s) may not reproduce, publish or disclose any of the contents of the Report to others without the express authorization of MIPL. This Report is prepared and issued to the Subscriber without any risk, responsibility or liability on the part of MIPL or its officials.

PEREGRINE SECRETARIAL SERVICES LIMITED	0	285	277
Anthony Stephen Grabiner	3	2	0
Christine Cross	4	4	0
Andrew John Robert McKinlay	0	23	11
INSTANT COMPANIES LIMITED	9	32633	90129
SWIFT INCORPORATIONS LIMITED	11	74950	191107
SWIFT INCORPORATIONS LIMITED	11	74950	191107
Michael William Law	4	1	0
Total Persons With Significant Control	0	Total Statements	0
Active	0	Active	0
Ceased	0	Ceased	0

**Active Persons With Significant Control**

No Active Persons With Significant Control To Display

**Ceased Persons With Significant Control**

No Ceased Persons With Significant Control To Display

**Active Statements**

No Active Statements To Display

**Ceased Statements**

No Ceased Statements To Display

**FOREIGN EXCHANGE RATES**

Currency	Unit	Indian Rupees
US Dollar	1	INR 68.41
UK Pound	1	INR 90.07
Euro	1	INR 79.76
GBP	1	INR 90.95

**Note** : Above are approximate rates obtained from sources believed to be correct

**INFORMATION DETAILS**

<b>Analysis Done by :</b>	NIY
<b>Report Prepared by :</b>	SYL

**DISCLAIMER** : This Report is **PRIVATE & CONFIDENTIAL** and it is prepared at the request of and for its use by the Subscriber only. The Subscriber shall use the contents of the Report merely as an aid to its business. Mira Inform Private Limited ("MIPL") has collated information/data in the Report, which have not been verified unless otherwise specifically mentioned in the Report. The Subscriber shall independently verify the accuracy and correctness of the information/data before in any way acting upon the same. MIPL shall not be liable for any harm, injury, loss or damage caused to the Subscriber due to default by the Subscriber's debtors/beneficiaries in fulfilling their obligations of any nature whatsoever. This Report or any of its portion shall not be used as a documentary evidence or otherwise before any investigative agencies or forum of law. This Report is confidential and proprietary to MIPL. The Subscriber and/or any other person(s) may not reproduce, publish or disclose any of the contents of the Report to others without the express authorization of MIPL. This Report is prepared and issued to the Subscriber without any risk, responsibility or liability on the part of MIPL or its officials.

**RATING EXPLANATIONS**

<b>Credit Rating</b>	<b>Explanation</b>	<b>Rating Comments</b>
A++	Minimum Risk	Business dealings permissible with minimum risk of default
A+	Low Risk	Business dealings permissible with low risk of default
A	Acceptable Risk	Business dealings permissible with moderate risk of default
B	Medium Risk	Business dealings permissible on a regular monitoring basis
C	Medium High Risk	Business dealings permissible preferably on secured basis
D	High Risk	Business dealing not recommended or on secured terms only
NB	New Business	No recommendation can be done due to business in infancy stage
NT	No Trace	No recommendation can be done as the business is not traceable

NB is stated where there is insufficient information to facilitate rating. However, it is not to be considered as unfavourable.

This score serves as a reference to assess SC's credit risk and to set the amount of credit to be extended. It is calculated from a composite of weighted scores obtained from each of the major sections of this report. The assessed factors are as follows:

- Financial condition covering various ratios
- Company background and operations size
- Promoters / Management background
- Payment record
- Litigation against the subject
- Industry scenario / competitor analysis
- Supplier / Customer / Banker review (wherever available)