

MIRA INFORM REPORT

Report No. :	520515
Report Date :	17.07.2018

IDENTIFICATION DETAILS

Name :	KJB CONSULTING (GLOBAL) LIMITED
Formerly Known As :	KJB CONSULTING LIMITED LIMITED
Registered Office :	5B Napier Court, Gander Lane, Barlborough Chesterfield Derbyshire S43 4PZ
Country :	United Kingdom
Financials (as on) :	31.05.2017
Date of Incorporation :	31.05.2016
Com. Reg. No.:	10207016
Legal Form :	Private Limited with Share Capital
Line of Business :	Management Consultancy Activities Other Than Financial Management
No. of Employees :	Not Available

RATING & COMMENTS

(Mira Inform has adopted New Rating mechanism w.e.f. 23rd January 2017)

MIRA's Rating :

B

Credit Rating	Explanation	Rating Comments
B	Medium Risk	Business dealings permissible on a regular monitoring basis

Status :	Moderate
Payment Behaviour :	Unknown
Litigation :	Clear

NOTES:

Any query related to this report can be made on e-mail: infodept@mirainform.com while quoting report number, name and date.

ECGC Country Risk Classification List

Country Name	Previous Rating (31.12.2017)	Current Rating (01.04.2018)
United Kingdom	A1	A1

Risk Category	ECGC Classification
Insignificant	A1
Low Risk	A2
Moderately Low Risk	B1
Moderate Risk	B2
Moderately High Risk	C1
High Risk	C2
Very High Risk	D

DISCLAIMER : This Report is **PRIVATE & CONFIDENTIAL** and it is prepared at the request of and for its use by the Subscriber only. The Subscriber shall use the contents of the Report merely as an aid to its business. Mira Inform Private Limited ("MIPL") has collated information/data in the Report, which have not been verified unless otherwise specifically mentioned in the Report. The Subscriber shall independently verify the accuracy and correctness of the information/data before in any way acting upon the same. MIPL shall not be liable for any harm, injury, loss or damage caused to the Subscriber due to default by the Subscriber's debtors/beneficiaries in fulfilling their obligations of any nature whatsoever. This Report or any of its portion shall not be used as a documentary evidence or otherwise before any investigative agencies or forum of law. This Report is confidential and proprietary to MIPL. The Subscriber and/or any other person(s) may not reproduce, publish or disclose any of the contents of the Report to others without the express authorization of MIPL. This Report is prepared and issued to the Subscriber without any risk, responsibility or liability on the part of MIPL or its officials.

UNITED KINGDOM - ECONOMIC OVERVIEW

The UK, a leading trading power and financial center, is the third largest economy in Europe after Germany and France. Agriculture is intensive, highly mechanized, and efficient by European standards, producing about 60% of food needs with less than 2% of the labor force. The UK has large coal, natural gas, and oil resources, but its oil and natural gas reserves are declining; the UK has been a net importer of energy since 2005. Services, particularly banking, insurance, and business services, are key drivers of British GDP growth. Manufacturing, meanwhile, has declined in importance but still accounts for about 10% of economic output.

In 2008, the global financial crisis hit the economy particularly hard, due to the importance of its financial sector. Falling home prices, high consumer debt, and the global economic slowdown compounded the UK's economic problems, pushing the economy into recession in the latter half of 2008 and prompting the then BROWN (Labour) government to implement a number of measures to stimulate the economy and stabilize the financial markets. Facing burgeoning public deficits and debt levels, in 2010 the then CAMERON-led coalition government (between Conservatives and Liberal Democrats) initiated an austerity program, which has continued under the Conservative government. However, the deficit still remains one of the highest in the G7, standing at 3.6% of GDP as of 2017, and the UK has pledged to lower its corporation tax from 20% to 17% by 2020. The UK had a debt burden of 90.4% GDP at the end of 2017.

The UK's economy has begun to slow since the referendum vote to leave the EU in June 2016. A sustained depreciation of the British pound has increased consumer and producer prices, weighing on consumer spending without spurring a meaningful increase in exports. The UK has an extensive trade relationship with other EU members through its single market membership and economic observers have warned the exit will jeopardize its position as the central location for European financial services. Prime Minister MAY is seeking a new "deep and special" trade relationship with the EU following the UK's exit. However, economists doubt that the UK will be able to preserve the benefits of EU membership without the obligations. The UK is expected to officially leave the EU by the end of March 2019.

Source : CIA

COMPANY NAME AND ADDRESS

Company Name: **KJB CONSULTING (GLOBAL) LIMITED**
Company No: **10207016**
Company Status: **Active - Accounts Filed**
Registered Address: **5B Napier Court, Gander Lane, Barlborough Chesterfield Derbyshire S43 4PZ**

COMPANY SUMMARY

Registered Address: 5B Napier Court, Gander Lane, Barlborough Chesterfield Derbyshire S43 4PZ
Trading Address: 17 Burley Hill, Allestree, DERBY DE22 2ET
Website Address: -
Telephone Number: -
Fax Number: -
TPS: -
FPS: Yes
Incorporation Date: 31/05/2016
Previous Name: KJB CONSULTING LIMITED LIMITED
Type: Private limited with Share Capital
FTSE Index: -
Date of Change: 10/06/2016
Filing Date of Accounts: 12/09/2017
Currency: -
Share Capital: -
SIC07: 70229
Charity Number: -
SIC07 Description: MANAGEMENT CONSULTANCY ACTIVITIES OTHER THAN FINANCIAL MANAGEMENT
Principal Activity: -

ADDITIONAL INFORMATION

CCJ's: 0 (£0)

No CCJ Information To Display

Ultimate Holding Company: -
Accountant: PARKINS
Mortgages: 0
Group: 0 companies
Linkages: 0 companies
Countries: In 0 countries

KEY FINANCIALS

Year to Date	Turnover	Pre Tax Profit	Shareholder's Funds	Employees
31/05/2017	-	-	£314	-
-	-	-	-	-
-	-	-	-	-

MORTGAGE SUMMARY

Total Mortgage	0
Outstanding	0
Satisfied	0

TRADE DEBTORS / BAD DEBT SUMMARY

Total Number of Documented Trade	0
Total Value of Documented Trade	£0

COMMENTARY

The latest Balance Sheet indicates a positive net working capital position.
The latest cash balances are considered to be low in terms of the overall outstanding creditor obligations.
This company trades in an industry with a lower level of corporate failures.

CCJ

Total Number of Exact CCJs -	0	Total Value of Exact CCJs -	
Total Number of Possible CCJs -	0	Total Value of Possible CCJs -	
Total Number of Satisfied CCJs -	0	Total Value of Satisfied CCJs -	
Total Number of Writs -	-		

DISCLAIMER : This Report is **PRIVATE & CONFIDENTIAL** and it is prepared at the request of and for its use by the Subscriber only. The Subscriber shall use the contents of the Report merely as an aid to its business. Mira Inform Private Limited ("MIPL") has collated information/data in the Report, which have not been verified unless otherwise specifically mentioned in the Report. The Subscriber shall independently verify the accuracy and correctness of the information/data before in any way acting upon the same. MIPL shall not be liable for any harm, injury, loss or damage caused to the Subscriber due to default by the Subscriber's debtors/beneficiaries in fulfilling their obligations of any nature whatsoever. This Report or any of its portion shall not be used as a documentary evidence or otherwise before any investigative agencies or forum of law. This Report is confidential and proprietary to MIPL. The Subscriber and/or any other person(s) may not reproduce, publish or disclose any of the contents of the Report to others without the express authorization of MIPL. This Report is prepared and issued to the Subscriber without any risk, responsibility or liability on the part of MIPL or its officials.

Total Current Directors	2	Total Current Secretaries	0
Total Previous Directors / Company Secretaries	0	Total Person's With Significant Control	1

CURRENT DIRECTORS







Title	Ms	Function	Director
Name	Kelly Joanne Bowers	Nationality	British
Date of Birth	08/1979	Present Appointments	2
Latest Address	17 Burley Hill, Allestree, Derby	Appointment Date	31/05/2016
Post Code	DE22 2ET		
Title	Mr	Function	Director
Name	James Edward Bowers	Nationality	British
Date of Birth	06/1986	Present Appointments	2
Latest Address	17 Burley Hill, Allestree, Derby	Appointment Date	16/09/2017
Post Code	DE22 2ET		

TOP SHAREHOLDERS










No shareholders to display

FINANCIALS


















Profit & Loss

	Date Of Accounts	31/05/17	(%)	-	(%)	-	(%)	-	(%)	-
	Weeks	30	(%)	-	(%)	-	(%)	-	(%)	-
	Currency	GBP	(%)	-	(%)	-	(%)	-	(%)	-
	Consolidated A/cs	N	(%)	-	(%)	-	(%)	-	(%)	-
	Turnover	-	-	-	-	-	-	-	-	-
	Export	-	-	-	-	-	-	-	-	-
	Cost of Sales	-	-	-	-	-	-	-	-	-
	Gross Profit	-	-	-	-	-	-	-	-	-
	Wages & Salaries	-	-	-	-	-	-	-	-	-
	Directors Emoluments	-	-	-	-	-	-	-	-	-

DISCLAIMER : This Report is **PRIVATE & CONFIDENTIAL** and it is prepared at the request of and for its use by the Subscriber only. The Subscriber shall use the contents of the Report merely as an aid to its business. Mira Inform Private Limited ("MIPL") has collated information/data in the Report, which have not been verified unless otherwise specifically mentioned in the Report. The Subscriber shall independently verify the accuracy and correctness of the information/data before in any way acting upon the same. MIPL shall not be liable for any harm, injury, loss or damage caused to the Subscriber due to default by the Subscriber's debtors/beneficiaries in fulfilling their obligations of any nature whatsoever. This Report or any of its portion shall not be used as a documentary evidence or otherwise before any investigative agencies or forum of law. This Report is confidential and proprietary to MIPL. The Subscriber and/or any other person(s) may not reproduce, publish or disclose any of the contents of the Report to others without the express authorization of MIPL. This Report is prepared and issued to the Subscriber without any risk, responsibility or liability on the part of MIPL or its officials.

	Operating Profit	-	-	-	-	-	-	-	-	-
	Depreciation	-	-	-	-	-	-	-	-	-
	Audit Fees	-	-	-	-	-	-	-	-	-
	Interest Payments	-	-	-	-	-	-	-	-	-
	Pre Tax Profit	-	-	-	-	-	-	-	-	-
	Taxation	-	-	-	-	-	-	-	-	-
	Profit After Tax	-	-	-	-	-	-	-	-	-
	Dividends Payable	-	-	-	-	-	-	-	-	-
	Retained Profit	-	-	-	-	-	-	-	-	-






Balance Sheet

	Date Of Accounts	31/05/17	(%)	-	(%)	-	(%)	-	(%)	-
	Tangible Assets	0	-	-	-	-	-	-	-	-
	Intangible Assets	0	-	-	-	-	-	-	-	-
	Total Fixed Assets	0	-	-	-	-	-	-	-	-
	Stock	0	-	-	-	-	-	-	-	-
	Trade Debtors	£61,925	-	-	-	-	-	-	-	-
	Cash	0	-	-	-	-	-	-	-	-
	Other Debtors	0	-	-	-	-	-	-	-	-
	Miscellaneous Current Assets	0	-	-	-	-	-	-	-	-
	Total Current Assets	£61,925	-	-	-	-	-	-	-	-
	Trade Creditors	£61,611	-	-	-	-	-	-	-	-
	Bank Loans & Overdrafts	0	-	-	-	-	-	-	-	-
	Other Short Term Finance	0	-	-	-	-	-	-	-	-
	Miscellaneous Current Liabilities	0	-	-	-	-	-	-	-	-
	Total Current Liabilities	£61,611	-	-	-	-	-	-	-	-
	Bank Loans & Overdrafts and LTL	0	-	-	-	-	-	-	-	-
	Other Long Term Finance	0	-	-	-	-	-	-	-	-
	Total Long Term Liabilities	0	-	-	-	-	-	-	-	-






Capital & Reserves

	Date Of Accounts	31/05/17	(%)	-	(%)	-	(%)	-	(%)	-
--	-------------------------	-----------------	------------	---	------------	---	------------	---	------------	---





DISCLAIMER : This Report is **PRIVATE & CONFIDENTIAL** and it is prepared at the request of and for its use by the Subscriber only. The Subscriber shall use the contents of the Report merely as an aid to its business. Mira Inform Private Limited ("MIPL") has collated information/data in the Report, which have not been verified unless otherwise specifically mentioned in the Report. The Subscriber shall independently verify the accuracy and correctness of the information/data before in any way acting upon the same. MIPL shall not be liable for any harm, injury, loss or damage caused to the Subscriber due to default by the Subscriber's debtors/beneficiaries in fulfilling their obligations of any nature whatsoever. This Report or any of its portion shall not be used as a documentary evidence or otherwise before any investigative agencies or forum of law. This Report is confidential and proprietary to MIPL. The Subscriber and/or any other person(s) may not reproduce, publish or disclose any of the contents of the Report to others without the express authorization of MIPL. This Report is prepared and issued to the Subscriber without any risk, responsibility or liability on the part of MIPL or its officials.

	Called Up Share Capital	-	-	-	-	-	-	-	-	-
	P & L Account Reserve	£314	-	-	-	-	-	-	-	-
	Revaluation Reserve	-	-	-	-	-	-	-	-	-
	Sundry Reserves	-	-	-	-	-	-	-	-	-
	Shareholder Funds	£314	-	-	-	-	-	-	-	-



Other Financial Items

	Date Of Accounts	31/05/17	(%)	-	(%)	-	(%)	-	(%)	-
	Net Worth	£314	-	-	-	-	-	-	-	-
	Working Capital	£314	-	-	-	-	-	-	-	-
	Total Assets	£61,925	-	-	-	-	-	-	-	-
	Total Liabilities	£61,611	-	-	-	-	-	-	-	-
	Net Assets	£314	-	-	-	-	-	-	-	-



Cash Flow

	Date Of Accounts	31/05/17	(%)	-	(%)	-	(%)	-	(%)	-
	Net Cashflow from Operations	-	-	-	-	-	-	-	-	-
	Net Cashflow before Financing	-	-	-	-	-	-	-	-	-
	Net Cashflow from Financing	-	-	-	-	-	-	-	-	-
	Increase in Cash	-	-	-	-	-	-	-	-	-













Miscellaneous

	Date Of Accounts	31/05/17	(%)	-	(%)	-	(%)	-	(%)	-
	Contingent Liability	NO	-	-	-	-	-	-	-	-
	Capital Employed	£314	-	-	-	-	-	-	-	-
	Number of Employees	-	-	-	-	-	-	-	-	-
	Accountants	PARKINS								
	Auditors									
	Auditor Comments	The company is exempt from audit								
	Bankers									
	Bank Branch Code									

Ratios

	Date Of Accounts	31/05/17	-	-	-	-
	Pre-tax profit margin %	-	-	-	-	-
	Current ratio	1.01	-	-	-	-

DISCLAIMER : This Report is **PRIVATE & CONFIDENTIAL** and it is prepared at the request of and for its use by the Subscriber only. The Subscriber shall use the contents of the Report merely as an aid to its business. Mira Inform Private Limited ("MIPL") has collated information/data in the Report, which have not been verified unless otherwise specifically mentioned in the Report. The Subscriber shall independently verify the accuracy and correctness of the information/data before in any way acting upon the same. MIPL shall not be liable for any harm, injury, loss or damage caused to the Subscriber due to default by the Subscriber's debtors/beneficiaries in fulfilling their obligations of any nature whatsoever. This Report or any of its portion shall not be used as a documentary evidence or otherwise before any investigative agencies or forum of law. This Report is confidential and proprietary to MIPL. The Subscriber and/or any other person(s) may not reproduce, publish or disclose any of the contents of the Report to others without the express authorization of MIPL. This Report is prepared and issued to the Subscriber without any risk, responsibility or liability on the part of MIPL or its officials.

	Sales/Net Working Capital	-	-	-	-	-
	Gearing %	0	-	-	-	-
	Equity in %	0.50	-	-	-	-
	Creditor Days	-	-	-	-	-
	Debtor Days	-	-	-	-	-
	Liquidity/Acid Test	1	-	-	-	-
	Return On Capital Employed %	-	-	-	-	-
	Return On Total Assets Employed %	-	-	-	-	-
	Current Debt Ratio	196.21	-	-	-	-
	Total Debt Ratio	196.21	-	-	-	-
	Stock Turnover Ratio %	-	-	-	-	-
	Return on Net Assets Employed %	-	-	-	-	-

REPORT NOTES

There are no notes to display.

STATUS HISTORY

No Status History found

EVENT HISTORY

Date	Description
20/09/2017	New Board Member Mr J.E. Bowers appointed
15/09/2017	New Accounts Filed
12/07/2017	Confirmation Statement
14/06/2017	Change in Reg.Office
14/06/2017	Change of Company Postcode
14/06/2016	Change of Name
09/06/2016	New Board Member Miss K.J. Gelsthorpe appointed
02/06/2016	New Board Member Miss K.J. Gelsthorpe appointed

DISCLAIMER : This Report is **PRIVATE & CONFIDENTIAL** and it is prepared at the request of and for its use by the Subscriber only. The Subscriber shall use the contents of the Report merely as an aid to its business. Mira Inform Private Limited ("MIPL") has collated information/data in the Report, which have not been verified unless otherwise specifically mentioned in the Report. The Subscriber shall independently verify the accuracy and correctness of the information/data before in any way acting upon the same. MIPL shall not be liable for any harm, injury, loss or damage caused to the Subscriber due to default by the Subscriber's debtors/beneficiaries in fulfilling their obligations of any nature whatsoever. This Report or any of its portion shall not be used as a documentary evidence or otherwise before any investigative agencies or forum of law. This Report is confidential and proprietary to MIPL. The Subscriber and/or any other person(s) may not reproduce, publish or disclose any of the contents of the Report to others without the express authorization of MIPL. This Report is prepared and issued to the Subscriber without any risk, responsibility or liability on the part of MIPL or its officials.

PREVIOUS COMPANY NAMES

Date	Previous Name
10/06/2016	KJB CONSULTING LIMITED LIMITED

WRIT DETAILS

No writs found

STATISTICS

Group	-
Linkages	0 companies
Countries	In 0 countries

SUMMARY

Holding Company	-
Ownership Status	
Ultimate Holding Company	-

GROUP STRUCTURE FULL

No Group Structure

Group	0 companies
Linkages	0 companies
Countries	In 0 countries

PREVIOUS DIRECTOR/COMPANY SECRETARIES

No Previous Director Details

Total Persons With Significant Control	1	Total Statements	0
Active	1	Active	0

DISCLAIMER : This Report is **PRIVATE & CONFIDENTIAL** and it is prepared at the request of and for its use by the Subscriber only. The Subscriber shall use the contents of the Report merely as an aid to its business. Mira Inform Private Limited ("MIPL") has collated information/data in the Report, which have not been verified unless otherwise specifically mentioned in the Report. The Subscriber shall independently verify the accuracy and correctness of the information/data before in any way acting upon the same. MIPL shall not be liable for any harm, injury, loss or damage caused to the Subscriber due to default by the Subscriber's debtors/beneficiaries in fulfilling their obligations of any nature whatsoever. This Report or any of its portion shall not be used as a documentary evidence or otherwise before any investigative agencies or forum of law. This Report is confidential and proprietary to MIPL. The Subscriber and/or any other person(s) may not reproduce, publish or disclose any of the contents of the Report to others without the express authorization of MIPL. This Report is prepared and issued to the Subscriber without any risk, responsibility or liability on the part of MIPL or its officials.

Ceased	0	Ceased	0
--------	---	--------	---

ACTIVE PERSONS WITH SIGNIFICANT CONTROL

Name	Miss Kelly Joanne Gelsthorpe	Kind	Individual Person With Significant Control
Address	17 Burley Hill, Allestree, Derby	Country Of Residence	England
Post Code	DE22 2ET	Nationality	British
Date of Birth	08/1979	Notified On	31/05/2017
Nature Of Control	Ownership of shares - above 75%		

CEASED PERSONS WITH SIGNIFICANT CONTROL

No Ceased Persons With Significant Control To Display

ACTIVE STATEMENTS

No Active Statements To Display

CEASED STATEMENTS

No Ceased Statements To Display

FOREIGN EXCHANGE RATES

Currency	Unit	Indian Rupees
US Dollar	1	INR 68.59
UK Pound	1	INR 90.85
Euro	1	INR 80.25
GBP	1	INR 90.58

Note: Above are approximate rates obtained from sources believed to be correct

INFORMATION DETAILS

Analysis Done by :	NIS
Report Prepared by :	KET

DISCLAIMER : This Report is **PRIVATE & CONFIDENTIAL** and it is prepared at the request of and for its use by the Subscriber only. The Subscriber shall use the contents of the Report merely as an aid to its business. Mira Inform Private Limited ("MIPL") has collated information/data in the Report, which have not been verified unless otherwise specifically mentioned in the Report. The Subscriber shall independently verify the accuracy and correctness of the information/data before in any way acting upon the same. MIPL shall not be liable for any harm, injury, loss or damage caused to the Subscriber due to default by the Subscriber's debtors/beneficiaries in fulfilling their obligations of any nature whatsoever. This Report or any of its portion shall not be used as a documentary evidence or otherwise before any investigative agencies or forum of law. This Report is confidential and proprietary to MIPL. The Subscriber and/or any other person(s) may not reproduce, publish or disclose any of the contents of the Report to others without the express authorization of MIPL. This Report is prepared and issued to the Subscriber without any risk, responsibility or liability on the part of MIPL or its officials.

RATING EXPLANATIONS

Credit Rating	Explanation	Rating Comments
A++	Minimum Risk	Business dealings permissible with minimum risk of default
A+	Low Risk	Business dealings permissible with low risk of default
A	Acceptable Risk	Business dealings permissible with moderate risk of default
B	Medium Risk	Business dealings permissible on a regular monitoring basis
C	Medium High Risk	Business dealings permissible preferably on secured basis
D	High Risk	Business dealing not recommended or on secured terms only
NB	New Business	No recommendation can be done due to business in infancy stage
NT	No Trace	No recommendation can be done as the business is not traceable

NB is stated where there is insufficient information to facilitate rating. However, it is not to be considered as unfavourable.

This score serves as a reference to assess SC's credit risk and to set the amount of credit to be extended. It is calculated from a composite of weighted scores obtained from each of the major sections of this report. The assessed factors are as follows:

- Financial condition covering various ratios
- Company background and operations size
- Promoters / Management background
- Payment record
- Litigation against the subject
- Industry scenario / competitor analysis
- Supplier / Customer / Banker review (wherever available)