

MIRA INFORM REPORT

Report No. :	520134
Report Date :	17.07.2018

IDENTIFICATION DETAILS

Name :	THE DISNEY STORE LIMITED
Registered Office :	3 Queen Caroline Street Hammersmith London W6 9PE
Country :	United Kingdom
Financials (as on) :	30.09.2017
Date of Incorporation :	19.07.1990
Com. Reg. No.:	02523767
Legal Form :	Private limited with Share Capital
Line of Business :	<ul style="list-style-type: none"> Other retail sale of new goods in specialised stores (not commercial art galleries and opticians) Specialty retail of Disney merchandise.
No. of Employees :	1331 (2017)

RATING & COMMENTS

(Mira Inform has adopted New Rating mechanism w.e.f. 23rd January 2017)

MIRA's Rating :	A
------------------------	---

Credit Rating	Explanation	Rating Comments
A	Acceptable Risk	Business dealings permissible with moderate risk of default

Status :	Good
Payment Behaviour :	No Complaints
Litigation :	Clear

DISCLAIMER : This Report is **PRIVATE & CONFIDENTIAL** and it is prepared at the request of and for its use by the Subscriber only. The Subscriber shall use the contents of the Report merely as an aid to its business. Mira Inform Private Limited ("MIPL") has collated information/data in the Report, which have not been verified unless otherwise specifically mentioned in the Report. The Subscriber shall independently verify the accuracy and correctness of the information/data before in any way acting upon the same. MIPL shall not be liable for any harm, injury, loss or damage caused to the Subscriber due to default by the Subscriber's debtors/beneficiaries in fulfilling their obligations of any nature whatsoever. This Report or any of its portion shall not be used as a documentary evidence or otherwise before any investigative agencies or forum of law. This Report is confidential and proprietary to MIPL. The Subscriber and/or any other person(s) may not reproduce, publish or disclose any of the contents of the Report to others without the express authorization of MIPL. This Report is prepared and issued to the Subscriber without any risk, responsibility or liability on the part of MIPL or its officials.

NOTES :

Any query related to this report can be made on e-mail : infodept@mirainform.com while quoting report number, name and date.

ECGC Country Risk Classification List

Country Name	Previous Rating (31.12.2017)	Current Rating (01.04.2018)
United Kingdom	A1	A1

Risk Category	ECGC Classification
Insignificant	A1
Low Risk	A2
Moderately Low Risk	B1
Moderate Risk	B2
Moderately High Risk	C1
High Risk	C2
Very High Risk	D

UNITED KINGDOM - ECONOMIC OVERVIEW

The UK, a leading trading power and financial center, is the third largest economy in Europe after Germany and France. Agriculture is intensive, highly mechanized, and efficient by European standards, producing about 60% of food needs with less than 2% of the labor force. The UK has large coal, natural gas, and oil resources, but its oil and natural gas reserves are declining; the UK has been a net importer of energy since 2005. Services, particularly banking, insurance, and business services, are key drivers of British GDP growth. Manufacturing, meanwhile, has declined in importance but still accounts for about 10% of economic output.

In 2008, the global financial crisis hit the economy particularly hard, due to the importance of its financial sector. Falling home prices, high consumer debt, and the global economic slowdown compounded the UK's economic problems, pushing the economy into recession in the latter half of 2008 and prompting the then BROWN (Labour) government to implement a number of measures to stimulate the economy and stabilize the financial markets. Facing burgeoning public deficits and debt levels, in 2010 the then CAMERON-led coalition government (between Conservatives and Liberal Democrats) initiated an austerity program, which has continued under the Conservative government. However, the deficit still remains one of the highest in the G7, standing at 3.6% of GDP as of 2017, and the UK has pledged to lower its corporation tax from 20% to 17% by 2020. The UK had a debt burden of 90.4% GDP at the end of 2017.

The UK's economy has begun to slow since the referendum vote to leave the EU in June 2016. A sustained depreciation of the British pound has increased consumer and producer prices, weighing on consumer spending without spurring a meaningful increase in exports. The UK has an extensive trade relationship with other EU members through its single market membership and economic observers have warned the exit will jeopardize its position as the central location for European financial services. Prime Minister MAY is seeking a new "deep and special" trade relationship with the EU following the UK's exit. However, economists doubt that the UK will be able to preserve the benefits of EU membership without the obligations. The UK is expected to officially leave the EU by the end of March 2019.

Source : CIA

COMPANY NAME AND ADDRESS

THE DISNEY STORE LIMITED

3 QUEEN CAROLINE STREET HAMMERSMITH LONDON W6 9PE

COMPANY NO.

02523767

COMPANY STATUS

Active - Accounts Filed

COMPANY SUMMARY

Registered Address	3 QUEEN CAROLINE STREET HAMMERSMITH LONDON W6 9PE
Trading Address	3 Queen Caroline Street Hammersmith London W6 9PE
Website Address	http://www.disney.com
Telephone Number	02082221000
Fax Number	02082222795
TPS	No
FPS	Yes
Incorporation Date	19/07/1990
Previous Name	
Type	Private limited with Share Capital
FTSE Index	-
Date of Change	-
Filing Date of Accounts	29/06/2018
Currency	GBP
Share Capital	£18,000,102

DISCLAIMER : This Report is **PRIVATE & CONFIDENTIAL** and it is prepared at the request of and for its use by the Subscriber only. The Subscriber shall use the contents of the Report merely as an aid to its business. Mira Inform Private Limited ("MIPL") has collated information/data in the Report, which have not been verified unless otherwise specifically mentioned in the Report. The Subscriber shall independently verify the accuracy and correctness of the information/data before in any way acting upon the same. MIPL shall not be liable for any harm, injury, loss or damage caused to the Subscriber due to default by the Subscriber's debtors/beneficiaries in fulfilling their obligations of any nature whatsoever. This Report or any of its portion shall not be used as a documentary evidence or otherwise before any investigative agencies or forum of law. This Report is confidential and proprietary to MIPL. The Subscriber and/or any other person(s) may not reproduce, publish or disclose any of the contents of the Report to others without the express authorization of MIPL. This Report is prepared and issued to the Subscriber without any risk, responsibility or liability on the part of MIPL or its officials.

SIC07	47789
Charity Number	-
SIC07 Description	OTHER RETAIL SALE OF NEW GOODS IN SPECIALISED STORES (NOT COMMERCIAL ART GALLERIES AND OPTICIANS)
Principal Activity	Specialty retail of Disney merchandise.

ADDITIONAL INFORMATION

CCJ's	0 (£0)
No CCJ Information To Display	
Ultimate Holding Company	WALT DISNEY CO (THE)
Accountant	-
Mortgages	0
Trade Debtors	-
Group	91 companies
Linkages	237 companies
Countries	In 17 countries

KEY FINANCIALS

Year to Date	Turnover	Pre Tax Profit	Shareholder's Funds	Employees
30/09/2017	£105,291,000	£3,976,000	£28,699,000	1331
01/10/2016	£119,828,000	£4,535,000	£25,547,000	1360
03/10/2015	£140,007,000	£3,681,000	£21,015,000	1401

MORTGAGE SUMMARY

Total Mortgage	0
Outstanding	0
Satisfied	0

TRADE DEBTORS / BAD DEBT SUMMARY

Total Number of Documented Trade	1
Total Value of Documented Trade	£1,514

COMMENTARY

This company's return on total assets employed ratio indicates a relatively efficient use of assets.
This company has made late payments on a medium percentage of invoices.
This company's ratio of total liabilities to total assets indicates the presence of moderate equity funding.
The company has more cash than short term bank borrowings.
This company trades in an industry with a higher level of corporate failures.

CCJ

Total Number of Exact CCJs -	0	Total Value of Exact CCJs -	
Total Number of Possible CCJs -	0	Total Value of Possible CCJs -	
Total Number of Satisfied CCJs -	0	Total Value of Satisfied CCJs -	
Total Number of Writs -	-		

Total Current Directors	3	Total Current Secretaries	1
Total Previous Directors / Company Secretaries	27	Total Person's With Significant Control	1

CURRENT DIRECTORS

Title	Mr	Function	Director
Name	Nigel Anthony Cook	Nationality	British
Date of Birth	07/1967	Present Appointments	37
Latest Address	3 Queen Caroline Street, Hammersmith, London	Appointment Date	01/04/2005
Post Code	W6 9PE		

Title	Ms	Function	Director
Name	Marsha Leigh Reed	Nationality	American
Date of Birth	10/1957	Present Appointments	41
Latest Address	3 Queen Caroline Street, Hammersmith, London	Appointment Date	01/09/1993
Post Code	W6 9PE		

Title	Mr	Function	Director
Name	Graham Paul Burrige	Nationality	British
Date of Birth	07/1970	Present Appointments	4
Latest Address	3 Queen Caroline Street, Hammersmith, London	Appointment Date	18/10/2011
Post Code	W6 9PE		







CURRENT COMPANY SECRETARY

Title	Mr	Function	Company Secretary
Name	Julian Anthony Allen	Nationality	
Date of Birth	-	Present Appointments	1
Latest Address	3 Queen Caroline Street, Hammersmith, London	Appointment Date	18/10/2011
Post Code	W6 9PE		

TOP SHAREHOLDERS

Name	Currency	Share Count	Share Type	Nominal Value	% of Total Share Count
DISNEY STORES HOLDINGS (NETHERLANDS) BV	GBP	18,000,102	ORDINARY	1	100










PROFIT & LOSS

	Date Of Accounts	30/09/17	(%)	01/10/16	(%)	03/10/15	(%)	27/09/14	(%)	28/09/13
	Weeks	52	(%)	52	(%)	53	(%)	52	(%)	52
	Currency	GBP	(%)	GBP	(%)	GBP	(%)	GBP	(%)	GBP
	Consolidated A/cs	N	(%)	N	(%)	N	(%)	N	(%)	N
	Turnover	£105,291,000	-12.1%	£119,828,000	-14.4%	£140,007,000	9.3%	£128,126,000	4.3%	£122,848,000
	Export	-	-	-	-	-	-	-	-	-
	Cost of Sales	£50,581,000	-5.9%	£53,732,000	-9%	£59,052,000	22.4%	£48,251,000	-3.2%	£49,846,000
	Gross Profit	£54,710,000	-17.2%	£66,096,000	-18.4%	£80,955,000	1.4%	£79,875,000	9.4%	£73,002,000
	Wages & Salaries	£27,025,000	-10.2%	£30,094,000	-3.5%	£31,181,000	12.5%	£27,713,000	-0.7%	£27,905,000
	Directors Emoluments	£546,000	-19.9%	£682,000	11.4%	£612,000	47.5%	£415,000	-57.2%	£970,000







DISCLAIMER : This Report is **PRIVATE & CONFIDENTIAL** and it is prepared at the request of and for its use by the Subscriber only. The Subscriber shall use the contents of the Report merely as an aid to its business. Mira Inform Private Limited ("MIPL") has collated information/data in the Report, which have not been verified unless otherwise specifically mentioned in the Report. The Subscriber shall independently verify the accuracy and correctness of the information/data before in any way acting upon the same. MIPL shall not be liable for any harm, injury, loss or damage caused to the Subscriber due to default by the Subscriber's debtors/beneficiaries in fulfilling their obligations of any nature whatsoever. This Report or any of its portion shall not be used as a documentary evidence or otherwise before any investigative agencies or forum of law. This Report is confidential and proprietary to MIPL. The Subscriber and/or any other person(s) may not reproduce, publish or disclose any of the contents of the Report to others without the express authorization of MIPL. This Report is prepared and issued to the Subscriber without any risk, responsibility or liability on the part of MIPL or its officials.

THE DISNEY STORE LIMITED - 520134

PAGE NO. : 8

	Operating Profit	£4,211,000	- 11.3 %	£4,746,000	27.9 %	£3,710,000	- 53.5 %	£7,970,000	745.2 %	£943,000
	Depreciation	£3,883,000	2.3%	£3,797,000	- 29.3 %	£5,367,000	3.8 %	£5,169,000	1.5%	£5,094,000
	Audit Fees	-	-	-	-	-	-	-	-	-
	Interest Payments	£175,000	- 17.8 %	£213,000	287.3 %	£55,000	- 87.4 %	£436,000	260.3 %	£121,000
	Pre Tax Profit	£3,976,000	- 12.3 %	£4,535,000	23.2 %	£3,681,000	- 46.9 %	£6,930,000	999.9 %	£311,000
	Taxation	-£824,000	- 999.9 %	-£57,000	91.2 %	-£647,000	59.4 %	-£1,592,000	- 352.3 %	£631,000
	Profit After Tax	£3,152,000	- 29.6 %	£4,478,000	47.6 %	£3,034,000	- 43.2 %	£5,338,000	466.7 %	£942,000
	Dividends Payable	-	-	-	-	-	-	-	-	-
	Retained Profit	£3,152,000	- 29.6 %	£4,478,000	47.6 %	£3,034,000	- 43.2 %	£5,338,000	466.7 %	£942,000












BALANCE SHEET

	Date Of Accounts	30/09/17	(%)	01/10/16	(%)	03/10/15	(%)	27/09/14	(%)	28/09/13
	Tangible Assets	£12,737,000	- 21.3 %	£16,185,000	- 6.4%	£17,286,000	0.2%	£17,243,000	- 14.8 %	£20,237,000
	Intangible Assets	0	-	0	-	0	-	0	-	0
	Total Fixed Assets	£12,737,000	- 21.3 %	£16,185,000	- 6.4%	£17,286,000	0.2%	£17,243,000	- 14.8 %	£20,237,000
	Stock	£36,010,000	2.1%	£35,269,000	- 12.3 %	£40,225,000	38.6 %	£29,015,000	5.9%	£27,400,000
	Trade Debtors	0	-	0	-	0	-	0	-	0
	Cash	£3,966,000	- 38.1 %	£6,410,000	90.2 %	£3,370,000	- 57.2 %	£7,877,000	149 %	£3,164,000



DISCLAIMER : This Report is **PRIVATE & CONFIDENTIAL** and it is prepared at the request of and for its use by the Subscriber only. The Subscriber shall use the contents of the Report merely as an aid to its business. Mira Inform Private Limited ("MIPL") has collated information/data in the Report, which have not been verified unless otherwise specifically mentioned in the Report. The Subscriber shall independently verify the accuracy and correctness of the information/data before in any way acting upon the same. MIPL shall not be liable for any harm, injury, loss or damage caused to the Subscriber due to default by the Subscriber's debtors/beneficiaries in fulfilling their obligations of any nature whatsoever. This Report or any of its portion shall not be used as a documentary evidence or otherwise before any investigative agencies or forum of law. This Report is confidential and proprietary to MIPL. The Subscriber and/or any other person(s) may not reproduce, publish or disclose any of the contents of the Report to others without the express authorization of MIPL. This Report is prepared and issued to the Subscriber without any risk, responsibility or liability on the part of MIPL or its officials.

THE DISNEY STORE LIMITED - 520134

PAGE NO. : 9

	Other Debtors	£32,570,000	- 58.8 %	£79,078,000	72.2 %	£45,910,000	25.1 %	£36,692,000	7.9%	£34,004,000
	Miscellaneous Current Assets	0	-	0	-	0	-	0	-	0
	Total Current Assets	£72,546,000	- 39.9 %	£120,757,000	34.9 %	£89,505,000	21.6 %	£73,584,000	14%	£64,568,000
	Trade Creditors	£5,016,000	114.6 %	£2,337,000	- 42.1 %	£4,035,000	- 37.6 %	£6,469,000	7.2%	£6,034,000
	Bank Loans & Overdrafts	0	-	0	-	0	-	0	-	0
	Other Short Term Finance	£28,249,000	- 66.8 %	£85,198,000	69.9 %	£50,147,000	13.1 %	£44,350,000	0.4%	£44,154,000
	Miscellaneous Current Liabilities	£20,014,000	-1.6%	£20,345,000	- 27.5 %	£28,075,000	26.8 %	£22,141,000	9.9%	£20,146,000
	Total Current Liabilities	£53,279,000	- 50.6 %	£107,880,000	31.1 %	£82,257,000	12.7 %	£72,960,000	3.7%	£70,334,000
	Bank Loans & Overdrafts and LTL	£3,305,000	-6%	£3,515,000	- 0.1%	£3,519,000	2.6%	£3,430,000	- 24.6 %	£4,547,000
	Other Long Term Finance	£12,000	-	£12,000	- 25%	£16,000	- 79.5 %	£78,000	- 84.2 %	£493,000
	Total Long Term Liabilities	£3,305,000	-6%	£3,515,000	- 0.1%	£3,519,000	2.6%	£3,430,000	- 24.6 %	£4,547,000

CAPITAL & RESERVES

	Date Of Accounts	30/09/17	(%)	01/10/16	(%)	03/10/15	(%)	27/09/14	(%)	28/09/13
	Called Up Share Capital	£18,000,000	-	£18,000,000	-	£18,000,000	-	£18,000,000	-	£18,000,000
	P & L Account	-	5.9%	-	7.8%	-	3.7%	-	6.9%	-
		£50,610,000		£53,762,000		£58,294,000		£60,524,000		£65,037,000

DISCLAIMER : This Report is **PRIVATE & CONFIDENTIAL** and it is prepared at the request of and for its use by the Subscriber only. The Subscriber shall use the contents of the Report merely as an aid to its business. Mira Inform Private Limited ("MIPL") has collated information/data in the Report, which have not been verified unless otherwise specifically mentioned in the Report. The Subscriber shall independently verify the accuracy and correctness of the information/data before in any way acting upon the same. MIPL shall not be liable for any harm, injury, loss or damage caused to the Subscriber due to default by the Subscriber's debtors/beneficiaries in fulfilling their obligations of any nature whatsoever. This Report or any of its portion shall not be used as a documentary evidence or otherwise before any investigative agencies or forum of law. This Report is confidential and proprietary to MIPL. The Subscriber and/or any other person(s) may not reproduce, publish or disclose any of the contents of the Report to others without the express authorization of MIPL. This Report is prepared and issued to the Subscriber without any risk, responsibility or liability on the part of MIPL or its officials.

THE DISNEY STORE LIMITED - 520134

PAGE NO. : 10

	Reserve	00		00		00		00		00
	Revaluation Reserve	-	-	-	-	-	-	-	-	-
	Sundry Reserves	£61,309,00	-	£61,309,00	-	£61,309,00	7.6%	£56,961,00	-	£56,961,00
	Shareholder Funds	£28,699,00	12.3%	£25,547,00	21.6%	£21,015,00	45.6%	£14,437,00	45.5%	£9,924,00

OTHER FINANCIAL ITEMS

	Date Of Accounts	30/09/17	(%)	01/10/16	(%)	03/10/15	(%)	27/09/14	(%)	28/09/13
	Net Worth	£28,699,00	12.3%	£25,547,00	21.6%	£21,015,00	45.6%	£14,437,00	45.5%	£9,924,00
	Working Capital	£19,267,00	49.6%	£12,877,00	77.7%	£7,248,000	999.9%	£624,000	110.8%	- £5,766,00
	Total Assets	£85,283,00	- 37.7%	£136,942,00	28.2%	£106,791,00	17.6%	£90,827,00	7.1%	£84,805,00
	Total Liabilities	£56,584,00	- 49.2%	£111,395,00	29.9%	£85,776,00	12.3%	£76,390,00	2%	£74,881,00
	Net Assets	£28,699,00	12.3%	£25,547,00	21.6%	£21,015,00	45.6%	£14,437,00	45.5%	£9,924,00















MISCELLANEOUS

	Date Of Accounts	30/09/17	(%)	01/10/16	(%)	03/10/15	(%)	27/09/14	(%)	28/09/13
	Contingent Liability	NO	-	NO	-	NO	-	NO	-	NO
	Capital Employed	£32,004,00	10.1%	£29,062,00	18.5%	£24,534,00	37.3%	£17,867,00	23.5%	£14,471,00
	Number of Employees	1331	- 2.1%	1360	- 2.9%	1401	3.7%	1351	- 10.3%	1506
	Accountants									
	Auditors	PRICEWATERHOUSECOOPERS LLP								
	Auditor Comment	The audit report contains no adverse comments								

DISCLAIMER : This Report is **PRIVATE & CONFIDENTIAL** and it is prepared at the request of and for its use by the Subscriber only. The Subscriber shall use the contents of the Report merely as an aid to its business. Mira Inform Private Limited ("MIPL") has collated information/data in the Report, which have not been verified unless otherwise specifically mentioned in the Report. The Subscriber shall independently verify the accuracy and correctness of the information/data before in any way acting upon the same. MIPL shall not be liable for any harm, injury, loss or damage caused to the Subscriber due to default by the Subscriber's debtors/beneficiaries in fulfilling their obligations of any nature whatsoever. This Report or any of its portion shall not be used as a documentary evidence or otherwise before any investigative agencies or forum of law. This Report is confidential and proprietary to MIPL. The Subscriber and/or any other person(s) may not reproduce, publish or disclose any of the contents of the Report to others without the express authorization of MIPL. This Report is prepared and issued to the Subscriber without any risk, responsibility or liability on the part of MIPL or its officials.

	s	
	Bankers	BARCLAYS BANK PLC
	Bank Branch Code	

RATIOS

	Date Of Accounts	30/09/17	01/10/16	03/10/15	27/09/14	28/09/13
	Pre-tax profit margin %	3.78	3.78	2.63	5.41	0.25
	Current ratio	1.36	1.12	1.09	1.01	0.92
	Sales/Net Working Capital	5.46	9.31	19.32	205.33	-21.31
	Gearing %	11.50	13.80	16.70	23.80	45.80
	Equity in %	33.70	18.70	19.70	15.90	11.70
	Creditor Days	17.34	7.09	10.69	18.37	17.87
	Debtor Days	-	-	-	-	-
	Liquidity/Acid Test	0.68	0.79	0.59	0.61	0.52
	Return On Capital Employed %	12.42	15.60	15	38.78	2.14
	Return On Total Assets Employed %	4.66	3.31	3.44	7.62	0.36
	Current Debt Ratio	1.85	4.22	3.91	5.05	7.08
	Total Debt Ratio	1.97	4.36	4.08	5.29	7.54
	Stock Turnover Ratio %	34.20	29.43	28.73	22.64	22.30
	Return on Net Assets Employed %	13.85	17.75	17.51	48	3.13

REPORT NOTES

There are no notes to display.

STATUS HISTORY

No Status History found

DISCLAIMER : This Report is **PRIVATE & CONFIDENTIAL** and it is prepared at the request of and for its use by the Subscriber only. The Subscriber shall use the contents of the Report merely as an aid to its business. Mira Inform Private Limited ("MIPL") has collated information/data in the Report, which have not been verified unless otherwise specifically mentioned in the Report. The Subscriber shall independently verify the accuracy and correctness of the information/data before in any way acting upon the same. MIPL shall not be liable for any harm, injury, loss or damage caused to the Subscriber due to default by the Subscriber's debtors/beneficiaries in fulfilling their obligations of any nature whatsoever. This Report or any of its portion shall not be used as a documentary evidence or otherwise before any investigative agencies or forum of law. This Report is confidential and proprietary to MIPL. The Subscriber and/or any other person(s) may not reproduce, publish or disclose any of the contents of the Report to others without the express authorization of MIPL. This Report is prepared and issued to the Subscriber without any risk, responsibility or liability on the part of MIPL or its officials.

***EVENT HISTORY**

Date	Description
10/07/2018	New Accounts Filed
10/07/2018	Payment Data Update Received
07/07/2018	Confirmation Statement
15/11/2017	Payment Data Update Received
14/07/2017	Confirmation Statement
07/07/2017	Payment Data Update Received
06/07/2017	New Accounts Filed
06/07/2017	New Accounts Filed
05/07/2017	Payment Data Update Received
01/07/2017	Payment Data Update Received
27/07/2016	Annual Returns
02/07/2016	New Accounts Filed
22/06/2016	Payment Data Update Received
22/04/2016	Payment Data Update Received
05/08/2015	Annual Returns

PREVIOUS COMPANY NAMES

No Previous Names found

WRIT DETAILS

No writs found

STATISTICS

Group	91 companies
Linkages	237 companies
Countries	In 17 countries

SUMMARY

Holding Company	-
Ownership Status	Wholly Owned
Ultimate Holding Company	WALT DISNEY CO (THE)

DISCLAIMER : This Report is **PRIVATE & CONFIDENTIAL** and it is prepared at the request of and for its use by the Subscriber only. The Subscriber shall use the contents of the Report merely as an aid to its business. Mira Inform Private Limited ("MIPL") has collated information/data in the Report, which have not been verified unless otherwise specifically mentioned in the Report. The Subscriber shall independently verify the accuracy and correctness of the information/data before in any way acting upon the same. MIPL shall not be liable for any harm, injury, loss or damage caused to the Subscriber due to default by the Subscriber's debtors/beneficiaries in fulfilling their obligations of any nature whatsoever. This Report or any of its portion shall not be used as a documentary evidence or otherwise before any investigative agencies or forum of law. This Report is confidential and proprietary to MIPL. The Subscriber and/or any other person(s) may not reproduce, publish or disclose any of the contents of the Report to others without the express authorization of MIPL. This Report is prepared and issued to the Subscriber without any risk, responsibility or liability on the part of MIPL or its officials.

GROUP STRUCTURE FULL

Company Name	Registered Number	Latest Key Financials	Consol. Accounts	Turnover
WALT DISNEY CO (THE)	N/A	-	-	
ABC FAMILY INC		-	-	\$33,558,000
BUENA VISTA INTERNATIO...	N/A	-	-	
CAPITAL CITIES/ABC INC	N/A	-	-	
DISNEY CHANNELS (BENEL...	32076692	30.09.2014	N	€20,741,000
DISNEY MAGIC CORP		-	-	
DISNEY MAGIC COMPANY...	03585635	30.09.2017	N	£18,178,052
DISNEY STORES HOLDINGS...	34330647	30.09.2017	N	
THE DISNEY STORE LIM...	02523767	30.09.2017	N	£105,291,000
TDS DISNEY IRELAND L...	IE392564	01.10.2016	N	€6,509,000
ESPN CLASSIC EUROPE LLC	N/A	-	-	
ESPN ENTREPRISES INC	N/A	-	-	
ESPN GLOBAL VENTURES...	04620511	30.09.2017	N	
ESPN SPORTS MEDIA...	04731390	30.09.2017	N	£29,875,000
ESPN		-	-	\$510,000,000
GLOBAL SPORTS MEDIA LTD	N/A	-	-	
HAMMERSMITH ENTERPRISE...	N/A	-	-	
JETIX EUROPE PROPERTIE...	B72308	-	-	
LFL PRODUCTION HOLDING...	N/A	-	-	
LFL PRODUCTIONS LIMITED	03070592	31.12.2016	N	
FOODLES PRODUCTION...	08463295	15.11.2016	N	£161,244,317
LUNAK HEAVY INDUST...	09162867	31.12.2016	N	£76,763,680
SPACE BEAR INDUSTR...	09164691	31.12.2017	N	£76,616,957

DISCLAIMER : This Report is **PRIVATE & CONFIDENTIAL** and it is prepared at the request of and for its use by the Subscriber only. The Subscriber shall use the contents of the Report merely as an aid to its business. Mira Inform Private Limited ("MIPL") has collated information/data in the Report, which have not been verified unless otherwise specifically mentioned in the Report. The Subscriber shall independently verify the accuracy and correctness of the information/data before in any way acting upon the same. MIPL shall not be liable for any harm, injury, loss or damage caused to the Subscriber due to default by the Subscriber's debtors/beneficiaries in fulfilling their obligations of any nature whatsoever. This Report or any of its portion shall not be used as a documentary evidence or otherwise before any investigative agencies or forum of law. This Report is confidential and proprietary to MIPL. The Subscriber and/or any other person(s) may not reproduce, publish or disclose any of the contents of the Report to others without the express authorization of MIPL. This Report is prepared and issued to the Subscriber without any risk, responsibility or liability on the part of MIPL or its officials.

THE DISNEY STORE LIMITED - 520134

PAGE NO. : 14

STANNUM 50 LABS (U...	09722151	11.11.2017	N	£126,068,620
CARBONADO INDUSTRI...	10116815	28.04.2017	N	£4,259,706
PLT PRODUCTIONS (U...	10117046	30.04.2017	N	
THIS IS FINE (UK)...	10902550	-	N	
LUCASFILM ENTERTAINMEN...	N/A	-	-	
INDUSTRIAL LIGHT & M...	08315430	30.09.2017	N	£56,982,000
MAKER STUDIOS INC	N/A	-	-	
MAKER STUDIOS UK LIM...	08373973	30.06.2016	N	£13,037,000
MARVEL ENTERTAINMENT LLC		-	-	
MARVEL ENTERTAINMENT...	04955607	31.03.2018	N	
MIRAMAX FILM CORP.		-	-	\$50,000,000
MXMSP LIMITED	02000192	30.09.2016	N	
MVL PRODUCTIONS, LLC		-	-	
ASGARD PRODUCTIONS I...	07596270	31.07.2017	N	£873,162
ASSEMBLED PRODUCTION...	08404551	31.05.2017	N	£4,520,663
INFINITY WORKS PRODU...	08176070	31.08.2017	N	£2,217,058
PYM PARTICLES PRODUC...	07503881	31.07.2017	N	£1,828,525
SUPREME WORKS PRODUC...	07543954	31.03.2017	N	£62,917,891
UTV SOFTWARE COMMUNICA...	056987	31.03.2017	-	€191,491,247
IG INTERACTIVE ENTER...	05222227	31.03.2017	N	£2,678,724
IGNITION ENTERTAIN...	04293817	31.03.2017	N	
IGNITION LONDON L...	04255453	31.03.2017	N	
WEDCO HOLDINGS (NETHER...	34330648	30.09.2016	N	
WEDCO INTERNATIONAL HO...	N/A	-	-	
WEDCO GLOBAL VENTURE...	OC394464	30.09.2017	N	
MAGICAL CRUISE COM...	03157553	30.09.2017	N	£1,033,058,673

DISCLAIMER : This Report is **PRIVATE & CONFIDENTIAL** and it is prepared at the request of and for its use by the Subscriber only. The Subscriber shall use the contents of the Report merely as an aid to its business. Mira Inform Private Limited ("MIPL") has collated information/data in the Report, which have not been verified unless otherwise specifically mentioned in the Report. The Subscriber shall independently verify the accuracy and correctness of the information/data before in any way acting upon the same. MIPL shall not be liable for any harm, injury, loss or damage caused to the Subscriber due to default by the Subscriber's debtors/beneficiaries in fulfilling their obligations of any nature whatsoever. This Report or any of its portion shall not be used as a documentary evidence or otherwise before any investigative agencies or forum of law. This Report is confidential and proprietary to MIPL. The Subscriber and/or any other person(s) may not reproduce, publish or disclose any of the contents of the Report to others without the express authorization of MIPL. This Report is prepared and issued to the Subscriber without any risk, responsibility or liability on the part of MIPL or its officials.

☐ WEDCO EMEA VENTURE...	09104101	30.09.2017	N	
☐ WALT DISNEY COMPA...	00530051	30.09.2017	N	£2,495,608,000
☐ BANNER PRODUCTI...	05417679	30.09.2017	N	
BURNING WINDM...	06596895	31.07.2017	N	£137,527
BLACKBEARD PR...	06756602	28.04.2017	N	£2,227,789
THINK THARK P...	06862988	30.09.2017	N	£3,097
JADE PRODUCTI...	07717183	25.01.2017	N	£4,665
DARK FOREST P...	07809962	31.05.2017	N	£1,490,556
MORE MUPPETS...	08068605	28.02.2017	N	£136,571
FIVE BEANS PR...	08492478	30.06.2017	N	£5,529,027
ABSOLEM PRODU...	08696117	14.11.2016	N	£34,726,107
DOWN RIVER PR...	08730303	31.10.2016	N	£1,372,979
RAKSHA PRODUC...	08838468	31.03.2017	N	£29,313,626
COGSWORTH PRO...	09060550	26.09.2017	N	£45,523,158
CORONATION BA...	09214321	28.02.2017	N	£62,144,501
MEDICI PRODUC...	09227447	31.05.2016	N	£1,496,865
GOLIATH PRODU...	09469755	31.03.2017	N	£6,000
DAVID PRODUCT...	09494258	31.03.2017	N	£6,000
CHERRY TREE L...	09950815	30.06.2017	N	£77,986,127
GRAND CENTRAL...	10429747	30.09.2017	N	£12,231,980
MYSTICAL PROD...	10437839	31.10.2017	N	£33,477,104
TIME FREEZE P...	10594471	-	N	
EXIT 8 PRODUC...	10594508	-	N	
MONSTRO PRODU...	10831022	-	N	
MERRYWEATHER...	10986069	-	N	
SKIFF PRODUCT...	11035465	-	N	
TRUEBORN HEIR...	11142886	-	N	
BARK FENNEL P...	11156933	-	N	
ABC STUDIOS I...	08737164	30.09.2017	N	£770,756
BADDUNS PRODU...	10029429	28.02.2017	N	£24,782
BRIAR ROSE PR...	06827058	07.12.2016	N	£4,002,138
FINCAYRA PROD...	11145194	-	N	

DISCLAIMER : This Report is **PRIVATE & CONFIDENTIAL** and it is prepared at the request of and for its use by the Subscriber only. The Subscriber shall use the contents of the Report merely as an aid to its business. Mira Inform Private Limited ("MIPL") has collated information/data in the Report, which have not been verified unless otherwise specifically mentioned in the Report. The Subscriber shall independently verify the accuracy and correctness of the information/data before in any way acting upon the same. MIPL shall not be liable for any harm, injury, loss or damage caused to the Subscriber due to default by the Subscriber's debtors/beneficiaries in fulfilling their obligations of any nature whatsoever. This Report or any of its portion shall not be used as a documentary evidence or otherwise before any investigative agencies or forum of law. This Report is confidential and proprietary to MIPL. The Subscriber and/or any other person(s) may not reproduce, publish or disclose any of the contents of the Report to others without the express authorization of MIPL. This Report is prepared and issued to the Subscriber without any risk, responsibility or liability on the part of MIPL or its officials.

THE DISNEY STORE LIMITED - 520134

PAGE NO. : 16

ICEBERG PRODU...	10266772	31.07.2017	N	£28,956,448
MAGIC LAMP PR...	09359156	31.12.2016	N	
MISTLETOE PIC...	10029281	31.01.2017	N	£53,215,775
VITA RAY PROD...	06490778	31.03.2017	N	£458,556
DISNEY TRADING...	09699933	30.09.2017	N	£5,871,055
DISNEY XD POLAN...	09771099	30.09.2017	N	
AMERICAN BROADC...		-	-	
WDMSP LIMITED	01678239	30.09.2017	N	
WALT DISNEY EMEA...	08802122	30.09.2017	N	£13,803,000
WEDCO ONE (LUXEMBOURG) SA	N/A	-	-	

OTHER LINKED COMPANIES

Name	Number	Latest Key Financials	Turnover
EURO DISNEY INVESTMENTS SAS	478002702	30.09.2017	
WALT DISNEY INTERNATIONAL FRANCE	443261284	30.09.2017	€3,238,542
VICTORIA PALACE THEATRE LIMITED	09146317	26.03.2017	
WALT DISNEY PARTICIPATIONS	348491176	30.09.2017	
CENTRE DE CONGRES NEWPORT	404137903	30.09.2016	€1,922,422
THE WALT DISNEY COMPAGNY LICENSING EUROPE MIDDLE EAST ET AFR	398328443	30.09.2017	€43,269
EURO DISNEY SAS	341908945	30.09.2017	€60,986,636
THE DISNEY STORE FRANCE	388080574	30.09.2017	€34,841,495
17 CHERRY TREE LANE LIMITED	02423256	31.03.2017	£20,818
THE WALT DISNEY COMPANY (FRANCE)	401253463	30.09.2017	€388,669,139
BARRICADE US LIMITED	02728542	31.03.2017	£205,595
THE WALT DISNEY COMPANY (BENELUX) BVBA	447883840	01.10.2016	€28,458,813
DELFONT MACKINTOSH THEATRES LIMITED	02518625	26.03.2017	£43,841,751
THE WALT DISNEY COMPANY NORDIC AB	5564056629	30.09.2017	1,897,050 KSEK
JETIX EUROPE GMBH	HRB 129996	30.09.2012	
ESPN INTERNATIONAL B.V.	24257814	31.12.2014	
THE WALT DISNEY COMPANY	34076102	30.09.2017	€91,329,000

DISCLAIMER : This Report is **PRIVATE & CONFIDENTIAL** and it is prepared at the request of and for its use by the Subscriber only. The Subscriber shall use the contents of the Report merely as an aid to its business. Mira Inform Private Limited ("MIPL") has collated information/data in the Report, which have not been verified unless otherwise specifically mentioned in the Report. The Subscriber shall independently verify the accuracy and correctness of the information/data before in any way acting upon the same. MIPL shall not be liable for any harm, injury, loss or damage caused to the Subscriber due to default by the Subscriber's debtors/beneficiaries in fulfilling their obligations of any nature whatsoever. This Report or any of its portion shall not be used as a documentary evidence or otherwise before any investigative agencies or forum of law. This Report is confidential and proprietary to MIPL. The Subscriber and/or any other person(s) may not reproduce, publish or disclose any of the contents of the Report to others without the express authorization of MIPL. This Report is prepared and issued to the Subscriber without any risk, responsibility or liability on the part of MIPL or its officials.

(BENELUX) B.V.			
WEDCO BENELUX HOLDINGS (NETHERLANDS) B.V.	34330643	30.09.2017	
THE EXTREME MUSIC LIBRARY (IRELAND) LIMITED	IE277695	31.03.2017	
EURO DISNEYLAND IMAGINEERING SARL	348520669	30.09.2017	€7,582,826

CREDITOR DETAILS

	Total Number	Total Value
Trade Creditors	0	-
No Creditor Data		

TRADE DEBTORS / BAD DEBT DETAIL

	Total Number of Documented Trade	Total Value of Documented Trade	
Trade Debtors	1	£1,514	
	Company Name	Amount	Statement Date
	Webwear Limited	£1,514	14/05/2015

PREVIOUS DIRECTOR/COMPANY SECRETARIES

Name	Current Active Appointments	Previous Appointments	Dissolved Companies
Peter Lloyd Wiley	6	10	13
Clive James Gordon Lewis	0	18	16
Clive James Gordon Lewis	0	18	16
Frank Godfrey Wells	0	3	1
Sanford Martin Litvack	0	4	6
Doris Anita Smith	0	1	3
Peter Ian Morris	0	3	6
Mark Russell Lilly	0	1	0
Craig Brian Sorrels	0	1	0
Michael Edward Fitzgerald	0	1	4
Paul Seth Pressler	0	1	0
John Stephen Masters	0	2	0
Richard David Nanula	0	1	0
Thomas Allan Heymann	0	1	0
Barton Keene Boyd	0	1	0

DISCLAIMER : This Report is **PRIVATE & CONFIDENTIAL** and it is prepared at the request of and for its use by the Subscriber only. The Subscriber shall use the contents of the Report merely as an aid to its business. Mira Inform Private Limited ("MIPL") has collated information/data in the Report, which have not been verified unless otherwise specifically mentioned in the Report. The Subscriber shall independently verify the accuracy and correctness of the information/data before in any way acting upon the same. MIPL shall not be liable for any harm, injury, loss or damage caused to the Subscriber due to default by the Subscriber's debtors/beneficiaries in fulfilling their obligations of any nature whatsoever. This Report or any of its portion shall not be used as a documentary evidence or otherwise before any investigative agencies or forum of law. This Report is confidential and proprietary to MIPL. The Subscriber and/or any other person(s) may not reproduce, publish or disclose any of the contents of the Report to others without the express authorization of MIPL. This Report is prepared and issued to the Subscriber without any risk, responsibility or liability on the part of MIPL or its officials.

Phillippe Etienne Marie Bouguignon	0	1	2
David Charles Davies	0	14	28
Nigel Anthony Cook	38	8	38
Pierre Sissmann	0	2	2
John Christopher Davies	0	15	6
Anne Asquith	0	5	1
Ben Alan Teicher	0	1	0
Joseph Benjamin Gordon	3	8	0
Mitchell Foreman	0	1	0
Susan Linda Shepherd	0	2	0
Susan Linda Shepherd	0	2	0
John Robert Hobson	0	2	0
Total Persons With Significant Control	1	Total Statements	0
Active	1	Active	0
Ceased	0	Ceased	0

ACTIVE PERSONS WITH SIGNIFICANT CONTROL

Name	The Walt Disney Company	Kind	Corporate Entity With Significant Control
Address	500 South Buena Vista Street, Burbank, Ca 91521	Notified On	06/04/2016
Post Code	-	Legal Form	Corporation
Authority	Laws Of State Of Delaware, Usa	Place Registered	State Of Delaware, Usa - Division Of Corporations
Country Registered	Usa (Delaware)	Registration Number	2528877
Nature Of Control	Ownership Of Shares 75 To 100 Percent, Voting Rights 75 To 100 Percent, Right To Appoint And Remove Directors		

CEASED PERSONS WITH SIGNIFICANT CONTROL

No Ceased Persons With Significant Control To Display

ACTIVE STATEMENTS

No Active Statements To Display

DISCLAIMER : This Report is **PRIVATE & CONFIDENTIAL** and it is prepared at the request of and for its use by the Subscriber only. The Subscriber shall use the contents of the Report merely as an aid to its business. Mira Inform Private Limited ("MIPL") has collated information/data in the Report, which have not been verified unless otherwise specifically mentioned in the Report. The Subscriber shall independently verify the accuracy and correctness of the information/data before in any way acting upon the same. MIPL shall not be liable for any harm, injury, loss or damage caused to the Subscriber due to default by the Subscriber's debtors/beneficiaries in fulfilling their obligations of any nature whatsoever. This Report or any of its portion shall not be used as a documentary evidence or otherwise before any investigative agencies or forum of law. This Report is confidential and proprietary to MIPL. The Subscriber and/or any other person(s) may not reproduce, publish or disclose any of the contents of the Report to others without the express authorization of MIPL. This Report is prepared and issued to the Subscriber without any risk, responsibility or liability on the part of MIPL or its officials.

CEASED STATEMENTS

No Ceased Statements To Display

FOREIGN EXCHANGE RATES

Currency	Unit	Indian Rupees
US Dollar	1	INR 68.59
UK Pound	1	INR 90.85
Euro	1	INR 80.25
GBP	1	INR 90.59

Note : Above are approximate rates obtained from sources believed to be correct

INFORMATION DETAILS

Analysis Done by :	NIS
Report Prepared by :	TRU

DISCLAIMER : This Report is **PRIVATE & CONFIDENTIAL** and it is prepared at the request of and for its use by the Subscriber only. The Subscriber shall use the contents of the Report merely as an aid to its business. Mira Inform Private Limited ("MIPL") has collated information/data in the Report, which have not been verified unless otherwise specifically mentioned in the Report. The Subscriber shall independently verify the accuracy and correctness of the information/data before in any way acting upon the same. MIPL shall not be liable for any harm, injury, loss or damage caused to the Subscriber due to default by the Subscriber's debtors/beneficiaries in fulfilling their obligations of any nature whatsoever. This Report or any of its portion shall not be used as a documentary evidence or otherwise before any investigative agencies or forum of law. This Report is confidential and proprietary to MIPL. The Subscriber and/or any other person(s) may not reproduce, publish or disclose any of the contents of the Report to others without the express authorization of MIPL. This Report is prepared and issued to the Subscriber without any risk, responsibility or liability on the part of MIPL or its officials.

RATING EXPLANATIONS

Credit Rating	Explanation	Rating Comments
A++	Minimum Risk	Business dealings permissible with minimum risk of default
A+	Low Risk	Business dealings permissible with low risk of default
A	Acceptable Risk	Business dealings permissible with moderate risk of default
B	Medium Risk	Business dealings permissible on a regular monitoring basis
C	Medium High Risk	Business dealings permissible preferably on secured basis
D	High Risk	Business dealing not recommended or on secured terms only
NB	New Business	No recommendation can be done due to business in infancy stage
NT	No Trace	No recommendation can be done as the business is not traceable

NB is stated where there is insufficient information to facilitate rating. However, it is not to be considered as unfavourable.

This score serves as a reference to assess SC's credit risk and to set the amount of credit to be extended. It is calculated from a composite of weighted scores obtained from each of the major sections of this report. The assessed factors are as follows:

- Financial condition covering various ratios
- Company background and operations size
- Promoters / Management background
- Payment record
- Litigation against the subject
- Industry scenario / competitor analysis
- Supplier / Customer / Banker review (wherever available)