

MIRA INFORM REPORT

Report No. :	520099
Report Date :	18.07.2018

IDENTIFICATION DETAILS

Name :	NTPC LIMITED (w.e.f. 28.10.2005)
Formerly Known As :	NATIONAL THERMAL POWER CORPORATION LIMITED (w.e.f 30.09.1985) NATIONAL THERMAL POWER CORPORATION PRIVATE LIMITED
Registered Office :	NTPC Bhawan, Scope Complex, 7, Institutional Area, Lodhi Road, New Delhi – 110003
Tel. No.:	91-11-24387333
Country :	India
Financials (as on) :	31.03.2018
Date of Incorporation :	07.11.1975
Paid-up Capital :	INR 82454.600 Million
CIN No.: [Company Identification No.]	L40101DL1975GOI007966
IEC No.: [Import-Export Code No.]	0588058068
PAN No.: [Permanent Account No.]	AAACN0255D
GSTN : [Goods & Service Tax Registration No.]	Not Divulged
Legal Form :	A Public Limited Liability Company. The Company's Shares are Listed on the Stock Exchanges
Line of Business :	The Company's principal business is generation and sale of bulk power. Other operations include providing consultancy, project management and supervision, oil and gas exploration and coal mining.(Registered Activity)
No. of Employees (As on)	20593 (Approximately)

DISCLAIMER : This Report is **PRIVATE & CONFIDENTIAL** and it is prepared at the request of and for its use by the Subscriber only. The Subscriber shall use the contents of the Report merely as an aid to its business. Mira Inform Private Limited ("MIPL") has collated information/data in the Report, which have not been verified unless otherwise specifically mentioned in the Report. The Subscriber shall independently verify the accuracy and correctness of the information/data before in any way acting upon the same. MIPL shall not be liable for any harm, injury, loss or damage caused to the Subscriber due to default by the Subscriber's debtors/beneficiaries in fulfilling their obligations of any nature whatsoever. This Report or any of its portion shall not be used as a documentary evidence or otherwise before any investigative agencies or forum of law. This Report is confidential and proprietary to MIPL. The Subscriber and/or any other person(s) may not reproduce, publish or disclose any of the contents of the Report to others without the express authorization of MIPL. This Report is prepared and issued to the Subscriber without any risk, responsibility or liability on the part of MIPL or its officials.

31.03.2017) :	
---------------	--

RATING & COMMENTS (Mira Inform has adopted New Rating mechanism w.e.f. 23 rd January 2017)

MIRA's Rating :	A+
------------------------	-----------

Credit Rating	Explanation	Rating Comments
A+	Low Risk	Business dealings permissible with low risk of default

Status :	Excellent
Payment Behaviour :	Usually Correct
Litigation :	Clear
Comments :	<p>Subject was incorporated on November 7, 1975, under the name National Thermal Power Corporation Private Limited. Subsequently, it was converted into a public limited company in September 1985. The company got its present name in October 2005. Government of India (GoI) owns a majority stake in the company.</p> <p>For the financial year ended 2018, the company has achieved revenue growth of 6.62% as compared to the previous year along with a decent profit margin of 12.39%.</p> <p>Rating continues to take into account the majority ownership in the company by the Government of India, its established position as India's largest power producer with healthy operational efficiency of its plants and its geographical diversity of power plants as well as beneficiaries.</p> <p>Rating also derives strength from the company's consistent financial performance backed by strong earnings protection attributable to long-term power purchase agreements coupled with long-term fuel supply agreements and its comfortable capital structure and healthy liquidity position.</p> <p>However, rating strength is partially offset by risks associated with the implementation of large debt-funded projects being undertaken by the company.</p> <p>Payment seems to be usually correct.</p> <p>In view of aforesaid, the company can be considered good for normal business dealings at usual trade terms and conditions.</p>

NOTES : Any query related to this report can be made on e-mail : infodept@mirainform.com while quoting report number, name and date.

DISCLAIMER : This Report is **PRIVATE & CONFIDENTIAL** and it is prepared at the request of and for its use by the Subscriber only. The Subscriber shall use the contents of the Report merely as an aid to its business. Mira Inform Private Limited ("MIPL") has collated information/data in the Report, which have not been verified unless otherwise specifically mentioned in the Report. The Subscriber shall independently verify the accuracy and correctness of the information/data before in any way acting upon the same. MIPL shall not be liable for any harm, injury, loss or damage caused to the Subscriber due to default by the Subscriber's debtors/beneficiaries in fulfilling their obligations of any nature whatsoever. This Report or any of its portion shall not be used as a documentary evidence or otherwise before any investigative agencies or forum of law. This Report is confidential and proprietary to MIPL. The Subscriber and/or any other person(s) may not reproduce, publish or disclose any of the contents of the Report to others without the express authorization of MIPL. This Report is prepared and issued to the Subscriber without any risk, responsibility or liability on the part of MIPL or its officials.

ECGC Country Risk Classification List

Country Name	Previous Rating (31.12.2017)	Current Rating (01.04.2018)
India	A1	A1

Risk Category	ECGC Classification
Insignificant	A1
Low Risk	A2
Moderately Low Risk	B1
Moderate Risk	B2
Moderately High Risk	C1
High Risk	C2
Very High Risk	D

EXTERNAL AGENCY RATING

Rating Agency Name	Not Available
Rating	Not Available
Rating Explanation	Not Available
Date	Not Available

RBI DEFAULTERS' LIST STATUS

Subject's name is not enlisted as a defaulter in the publicly available RBI Defaulters' list.

EPF (Employee Provident Fund) DEFAULTERS' LIST STATUS

Subject's name is not enlisted as a defaulter in the publicly available EPF (Employee Provident Fund) Defaulters' list as of 31-03-2018.

BIFR (Board for Industrial & Financial Reconstruction) LISTING STATUS

Subject's name is not listed as a Sick Unit in the publicly available BIFR (Board for Industrial & Financial Reconstruction) list as of 18.07.2018

IBBI (Insolvency and Bankruptcy Board of India) LISTING STATUS

DISCLAIMER : This Report is **PRIVATE & CONFIDENTIAL** and it is prepared at the request of and for its use by the Subscriber only. The Subscriber shall use the contents of the Report merely as an aid to its business. Mira Inform Private Limited ("MIPL") has collated information/data in the Report, which have not been verified unless otherwise specifically mentioned in the Report. The Subscriber shall independently verify the accuracy and correctness of the information/data before in any way acting upon the same. MIPL shall not be liable for any harm, injury, loss or damage caused to the Subscriber due to default by the Subscriber's debtors/beneficiaries in fulfilling their obligations of any nature whatsoever. This Report or any of its portion shall not be used as a documentary evidence or otherwise before any investigative agencies or forum of law. This Report is confidential and proprietary to MIPL. The Subscriber and/or any other person(s) may not reproduce, publish or disclose any of the contents of the Report to others without the express authorization of MIPL. This Report is prepared and issued to the Subscriber without any risk, responsibility or liability on the part of MIPL or its officials.

Subject's name is not listed in the publicly available IBBI (Insolvency and Bankruptcy Board of India) list as of report date.

INFORMATION DENIED

Name :	Mr. Rohit
Designation :	Accounts Department
Contact No.:	91-11-24387333
Date :	14.07.2018

Management Non-Cooperative (91-11-24361557/ 24360071)

LOCATIONS

Registered Office :	NTPC Bhawan, Scope Complex, 7, Institutional Area, Lodhi Road, New Delhi – 110003, India
Tel. No.:	91-11-24387333/ 24360100/ 24387000/ 24387001
Fax No.:	91-11-24361018
E-Mail :	akrastogi@ntpc.co.in ntpccc@ntpc.co.in
Website :	www.ntpc.co.in
NTPC Offices :	<p>Engineering Office Complex : Plot No. 8A, Sector -16A, Noida - 201301, District Ghaziabad, Uttar Pradesh, India</p> <p>Power Management Institute : Plot No. 5 to 14, Sector-16A, Noida - 201301, District Gautam Budh Nagar, Uttar Pradesh, India</p> <p>Consultancy Wing : R&D Centre Building, 8A, Sector - 24, Noida – 201301, District Gautam Budh Nagar, Uttar Pradesh, India</p> <p>Centre for Power Efficiency and Environment Protection (CENPEEP) NTPC R&D Centre Building, Sector-24, Noida – 201301, District Gautam Budh Nagar, Uttar Pradesh, India</p>
Regional Headquarters :	<p>Eastern Region : Loknayak Jaiprakash Bhawan, 2nd floor Dak Bunglow Chowk Patna - 800001, Bihar, India</p> <p>National Capital Region : NTPC, R and D Centre Building, Sector-24, Noida - 201301, Uttar Pradesh, India</p> <p>Northern Region : B-1 Block, Picup Bhawan, Vibhuti Khand Gomti Nagar, Lucknow - 226001, Uttar Pradesh, India</p> <p>Southern Region : 2nd and 5th Floor, M.C.H. Complex, R.P. Road, Secunderabad -500003, Andhra Pradesh, India</p>

DISCLAIMER : This Report is **PRIVATE & CONFIDENTIAL** and it is prepared at the request of and for its use by the Subscriber only. The Subscriber shall use the contents of the Report merely as an aid to its business. Mira Inform Private Limited ("MIPL") has collated information/data in the Report, which have not been verified unless otherwise specifically mentioned in the Report. The Subscriber shall independently verify the accuracy and correctness of the information/data before in any way acting upon the same. MIPL shall not be liable for any harm, injury, loss or damage caused to the Subscriber due to default by the Subscriber's debtors/beneficiaries in fulfilling their obligations of any nature whatsoever. This Report or any of its portion shall not be used as a documentary evidence or otherwise before any investigative agencies or forum of law. This Report is confidential and proprietary to MIPL. The Subscriber and/or any other person(s) may not reproduce, publish or disclose any of the contents of the Report to others without the express authorization of MIPL. This Report is prepared and issued to the Subscriber without any risk, responsibility or liability on the part of MIPL or its officials.

	Western Region : Samruddhi Trade Centre 2nd Floor, MIDC, Marol Andheri (East), Mumbai – 400093, Maharashtra, India
National Capital Region (NCR-HQ) :	
Thermal Power Stations :	<ul style="list-style-type: none"> • Badarpur Thermal Power Station- Badarpur, New Delhi, India • National Capital Thermal Power Project- Distt. Gautum Budh Nagar - 201008, Uttar Pradesh, India
Gas Power Stations :	<ul style="list-style-type: none"> • Anta Gas Power Project – Distt. Baran, Rajasthan, India • Auraiya Gas Power Project – Distt. Auraiya, Uttar Pradesh, India • Faridabad Gas Power Project – Distt. Faridabad, Haryana, India • National Capital Power Project- Distt. Gautum Budh Nagar, Uttar Pradesh, India
Solar Power Stations :	<ul style="list-style-type: none"> • 5MWP, Dadri Solar Power Plant, Dadri, District Gautum Budh Nagar - 201008, Uttar Pradesh, India • 5MWp, Faridabad Solar Power Plant, District Faridabad, Haryana, India
Eastern Region (ER-HQ)- I:	
Thermal Power Stations :	<ul style="list-style-type: none"> • Barh Super Thermal Power Project- Dist. Patna, Bihar, Uttar Pradesh, India • Farakka Super Thermal Power Station – Dist. Murshidabad, West Bengal, India • Kahalgaon Super Thermal Power Project- Dist. Bhagalpur, Bihar, India • North Karanpura Super Thermal Power Project – Hazaribagh, Jharkhand, India
Eastern Region (ER-HQ)- II :	
Thermal Power Stations :	<ul style="list-style-type: none"> • Talcher Super Thermal Power Station- Distt. Angul, Odisha, India • Talcher Thermal Power Station- Distt. Angul, Odisha, India • Bongaigaon Thermal Power Project, Distt. Kokrajhar, Assam, India • Gajamara Super Thermal Power Project, Distt. Dhenkanal, Odisha, India • Darlipalli Super Thermal Power Project, Distt. Sundergarh, Jharsuguda, Odisha, India
Solar Power Station :	10MWp Talcher Kaniha Solar Power Station, District Angul, Odisha, India
Northern Region (NR-HQ) :	
Thermal Power Stations :	<ul style="list-style-type: none"> • Feroze Gandhi Unchahar Thermal Power Station – Distt. Raebareli, Uttar Pradesh, India • Rihand Super Thermal Power Project – Distt. Sonebhadra, Uttar Pradesh, India • Singrauli Super Thermal Power Station – Distt. Sonebhadra, Uttar Pradesh, India • Tanda Thermal Power Station- Distt. Ambedkar Nagar, Uttar Pradesh, India • Bilhaur Super Thermal Power Project, Distt. Kanpur, Uttar Pradesh, India

Solar Power Station :	10MWp Unchahar PV Solar Power Station, District Raebareli - 229406, Uttar Pradesh, India
Southern Region (SR-HQ) :	
Thermal Power Stations :	<ul style="list-style-type: none"> • Ramagundam Super Thermal Power Station, 4th Floor, Administrative Building, Distt. Karim Nagar - 505215, Andhra Pradesh, India • Simhadri Super Thermal Power Project- Vishakapatnam, Andhra Pradesh, India • Kudgi Thermal Power Project, Bijapur, Karnataka, India
Gas Power Stations :	Rajiv Gandhi Combined Cycle Power Project – Distt. Alappuzha, Kerala, India
Wind Energy Project, Belgaum, Karnataka Western Region (WR-HQ)-I:	
Solar Power Station :	<ul style="list-style-type: none"> • 5 MWp Solar PV Power Plant, Port Blair, A&N Islands • 10MWp Ramagundam Solar Power Station, District Karimnagar, Andhra Pradesh, India
Western Region (WR-HQ)-I	
Thermal Power Stations :	<ul style="list-style-type: none"> • Solapur Super Thermal Power Project – Solapur, Maharashtra, India • Mouda Super Thermal Power Project – Nagpur, Maharashtra, India
Gas Power Stations :	<ul style="list-style-type: none"> • Jhanor Gandhar Gas Power Project- Distt. Bharuch, Gujarat, India • Kawas Gas Power Project- Aditya Nagar, Surat, Gujarat, India
Western Region (WR-HQ)-II	
Thermal Power Stations :	<ul style="list-style-type: none"> • Korba Super Thermal Power Station- Distt. Korba, Chhattisgarh, India • Sipat Super Thermal Power Project-Distt. Bilaspur, Chattisgarh, India • Vindhyaachal Super Thermal Power Station- Distt. Sidhi, Madhya Pradesh, India • Gadarwara Super Thermal Power Project, Kandeli-Narsinghpur, Madhya Pradesh, India • Lara Super Thermal Power Project, Distt. Raigarh, Chattisgarh, India
Solar Power Station :	50 MWp Solar PV Power Plant, Rajgarh, Madhya Pradesh
Hydro Power Projects :	<ul style="list-style-type: none"> • Koldam Hydro Power Project – District Bilaspur, Himachal Pradesh, India • Tapovan–Vishnugad Hydro Power Project – District Chamoli, Uttarakhand, India • Lata Tapovan Hydro Power Projects – District Chamoli, Uttarakhand, India

DIRECTORS

AS ON 2018

Name :	Mr. Gurdeep Singh
---------------	-------------------

DISCLAIMER : This Report is **PRIVATE & CONFIDENTIAL** and it is prepared at the request of and for its use by the Subscriber only. The Subscriber shall use the contents of the Report merely as an aid to its business. Mira Inform Private Limited ("MIPL") has collated information/data in the Report, which have not been verified unless otherwise specifically mentioned in the Report. The Subscriber shall independently verify the accuracy and correctness of the information/data before in any way acting upon the same. MIPL shall not be liable for any harm, injury, loss or damage caused to the Subscriber due to default by the Subscriber's debtors/beneficiaries in fulfilling their obligations of any nature whatsoever. This Report or any of its portion shall not be used as a documentary evidence or otherwise before any investigative agencies or forum of law. This Report is confidential and proprietary to MIPL. The Subscriber and/or any other person(s) may not reproduce, publish or disclose any of the contents of the Report to others without the express authorization of MIPL. This Report is prepared and issued to the Subscriber without any risk, responsibility or liability on the part of MIPL or its officials.

Designation :	Wholetime Director
Address :	A-5, Neeti Bagh, New Delhi - 110049, India
Date of Appointment :	04.02.2016
DIN No.:	00307037
Name :	Mr. Vinod Kumar
Designation :	Additional Director
Address :	Rashmi Towers, C-8 Nageswar Tangi Bhubaneswar – 751002, Orissa, India
Date of Appointment :	24.10.2017
DIN No.:	00955992
Name :	Mr. Vivek Kumar Dewangan
Designation :	Additional Director
Address :	M-2765, Netaji Nagar, New Delhi – 110023, India
Date of Appointment :	24.04.2018
DIN No.:	01377212
Name :	Ms. Shashi Shekhar
Designation :	Additional Director
Address :	D-I/142, Satya Marg, Chanakyapuri, New Delhi – 110021, India
Date of Appointment :	24.10.2017
DIN No.:	01747358
Name :	Mr. Seethapathy Chander
Designation :	Director
Address :	C – 113, DDA Colony, Saket, New Delhi – 110017, India
Date of Appointment :	22.06.2016
DIN No.:	02336635
Name :	Mr. Kulamani Biswal
Designation :	Whole-time director
Address :	Flat No. 157, Madan Lal Block, Asian Games Village Complex, New Delhi - 110049, India
Date of Appointment :	09.12.2013
DIN No.:	03318539
Name :	Mr. Pradeep Kumar Deb
Designation :	Additional Director
Address :	6/325, Malviya Nagar, Jaipur – 302017, Rajasthan, India
Date of Appointment :	24.10.2017
DIN No.:	03424714
Name :	Mrs. Saptarshi Roy
Designation :	Whole-time director
Address :	E-703 F-31, Shubhkamna Apartment, F-31, Sector-50 (F-Block), Noida – 201303, Uttar Pradesh, India
Date of Appointment :	01.11.2016

DIN No.:	03584600
Name :	Mrs. Gauri Surendra Trivedi
Designation :	Director
Address :	5/B, Mamta Park Society, B/H Navgujarat College, Ashram Road, Ahmedabad - 380014, Gujarat, India
Date of Appointment :	18.11.2015
DIN No.:	06502788
Name :	Mr. Sreekant Kandikuppa
Designation :	Additional Director
Address :	C-3/201, 2nd Floor, Capital Apartment, Vasundhara Enclave, Delhi – 110096, India
Date of Appointment :	29.03.2018
DIN No.:	06615674
Name :	Mr. Anand Kumar Gupta
Designation :	Whole-time director
Address :	521, Abhinav Apartment , B-12, Vasundhara Enclave, New Delhi – 110096, India
Date of Appointment :	03.02.2017
DIN No.:	07269906
Name :	Mr. Aniruddha Kumar
Designation :	Director
Address :	D-II/4, Shahjahan Road, New Delhi - 110003, India
Date of Appointment :	25.02.2016
DIN No.:	07325440
Name :	Mr. Prasant Kumar Mohapatra
Designation :	Additional Director
Address :	House No. B-02, Flower Valley, Angelica, Vip Road Raipur 492006
Date of Appointment :	31.01.2018
DIN No.:	07800722
Name :	Mr. Mahendra Pratap Singh
Designation :	Additional Director
Address :	Flat No. 6, 2 Floor Imlak Colony 2, Nadesar, Nadesar, Varanasi Varanasi 221002 Up
Date of Appointment :	24.10.2017
DIN No.:	07937931
Name :	Mr. Susanta Kumar Roy
Designation :	Additional Director
Address :	D-39, Ntpc Township, Sector-33 Gautam Buddha Nagar Noida 201301
Date of Appointment :	19.01.2018
DIN No.:	07940997

Name :	Mr. Subhash Joshi
Designation :	Additional Director
Address :	48, Usha Colony, Sahastradhara Road, Dehradun 248001 Ur
Date of Appointment :	24.10.2017
DIN No.:	07946219
Name :	Mr. Prakash Tiwari
Designation :	Additional Director
Address :	163, Madan Lal Block, Asian Games Village Complex, Khel Gaon, New Delhi 110049
Date of Appointment :	31.01.2018
DIN No.:	08003157

KEY EXECUTIVES

Name :	Mr. Kalyan Prasad Gupta
Designation :	Company Secretary
Address :	12D, Block AD, Shalimar Bagh, Delhi – 110088, India
Date of Appointment :	22.03.2017
PAN No.:	AAAPG0650J
Name :	Mr. Sudhir Arya
Designation :	Chief Finance Officer
Address :	E-63, Preet Vihar Vikas Marg, Delhi - 110092, India
Date of Appointment :	29.12.2017
PAN No.:	AAAPA2077P
Name :	Mr. Rohit
Designation :	Accounts Department

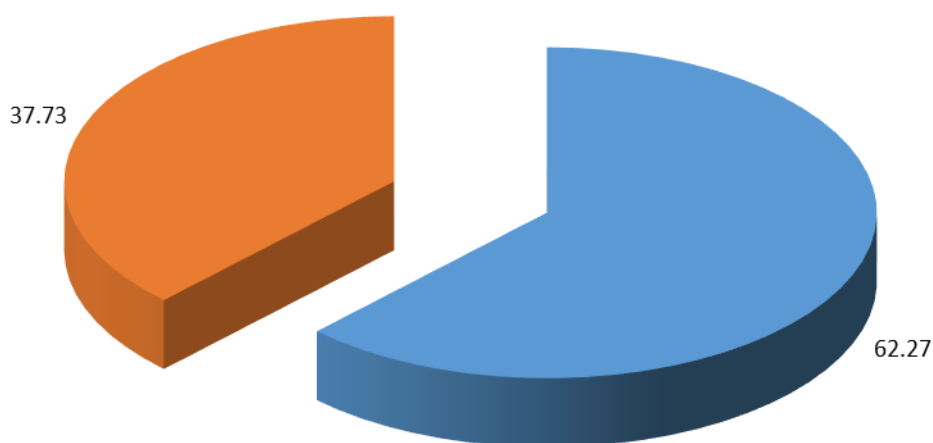
MAJOR SHAREHOLDERS

AS ON March 2018

Category of shareholder	Total no. shares held	Shareholding as a % of total no. of shares (calculated as per SCRR, 1957)As a % of
(A) Promoter & Promoter Group	5134825262	62.27
(B) Public	3110639138	37.73
Grand Total	8245464400	100.00

Share holding pattern

■ (A) Promoter & Promoter Group ■ (B) Public



STATEMENT SHOWING SHAREHOLDING PATTERN OF THE PROMOTER AND PROMOTER GROUP

Category of shareholder	No. of fully paid up equity shares held	Shareholding as a % of total no. of shares
A1) Indian		0.00
Central Government/ State Government(s)	5134825262	62.27
President of India	5134825262	62.27
Sub Total A1	5134825262	62.27
A2) Foreign		0.00

DISCLAIMER : This Report is **PRIVATE & CONFIDENTIAL** and it is prepared at the request of and for its use by the Subscriber only. The Subscriber shall use the contents of the Report merely as an aid to its business. Mira Inform Private Limited ("MIPL") has collated information/data in the Report, which have not been verified unless otherwise specifically mentioned in the Report. The Subscriber shall independently verify the accuracy and correctness of the information/data before in any way acting upon the same. MIPL shall not be liable for any harm, injury, loss or damage caused to the Subscriber due to default by the Subscriber's debtors/beneficiaries in fulfilling their obligations of any nature whatsoever. This Report or any of its portion shall not be used as a documentary evidence or otherwise before any investigative agencies or forum of law. This Report is confidential and proprietary to MIPL. The Subscriber and/or any other person(s) may not reproduce, publish or disclose any of the contents of the Report to others without the express authorization of MIPL. This Report is prepared and issued to the Subscriber without any risk, responsibility or liability on the part of MIPL or its officials.

A=A1+A2	5750759170	62.27
----------------	-------------------	--------------

STATEMENT SHOWING SHAREHOLDING PATTERN OF THE PUBLIC SHAREHOLDER

Category & Name of the Shareholders	Total no. shares held	Shareholding % calculated as per SCRR, 1957 As a % of
B1) Institutions		0.00
Mutual Funds/	718235556	8.71
Icici prudential mutual fund	296672061	3.60
Hdfc mutual fund	216768334	2.63
Alternate Investment Funds	1370568	0.02
Foreign Portfolio Investors	949663777	11.52
The Income Fund of America	110255348	1.34
Financial Institutions/ Banks	1114712717	13.52
LIC OF INDIA	1003456797	12.17
Insurance Companies	47813323	0.58
Sub Total B1	2831795941	34.34
B2) Central Government/ State Government(s)/ President of India		0.00
Central Government/ State Government(s)/ President of India	563152	0.01
Sub Total B2	563152	0.01
B3) Non-Institutions		0.00
Individual share capital upto INR 0.200 Million	115165549	1.40
Individual share capital in excess of INR 0.200 Million	10039416	0.12
NBFCs registered with RBI	571344	0.01
Any Other (specify)	152503736	1.85
Clearing Members	3154203	0.04
Bodies Corporate	115509379	1.40
Icici Prudential Life Insurance Company Limited	87551295	1.06
Overseas Corporate Bodies	2500	0.00
Employees	7756470	0.09
Non-Resident Indian (NRI)	4497992	0.05
HUF	4052431	0.05
Trusts	17530761	0.21
Sub Total B3	278280045	3.37
B=B1+B2+B3	3110639138	37.73

BUSINESS DETAILS

Line of Business :	The Company's principal business is generation and sale of bulk power. Other operations include providing consultancy, project management and supervision, oil and gas exploration and coal mining.(Registered Activity)
---------------------------	--

DISCLAIMER : This Report is **PRIVATE & CONFIDENTIAL** and it is prepared at the request of and for its use by the Subscriber only. The Subscriber shall use the contents of the Report merely as an aid to its business. Mira Inform Private Limited ("MIPL") has collated information/data in the Report, which have not been verified unless otherwise specifically mentioned in the Report. The Subscriber shall independently verify the accuracy and correctness of the information/data before in any way acting upon the same. MIPL shall not be liable for any harm, injury, loss or damage caused to the Subscriber due to default by the Subscriber's debtors/beneficiaries in fulfilling their obligations of any nature whatsoever. This Report or any of its portion shall not be used as a documentary evidence or otherwise before any investigative agencies or forum of law. This Report is confidential and proprietary to MIPL. The Subscriber and/or any other person(s) may not reproduce, publish or disclose any of the contents of the Report to others without the express authorization of MIPL. This Report is prepared and issued to the Subscriber without any risk, responsibility or liability on the part of MIPL or its officials.

Products / Services (As on 31.03.2017) :	Description products / services	NIC Code No
	Electric power generation by coal based thermal power plant	35102
Brand Names :	Not Available	
Agencies Held :	Not Available	
Exports :	Not Divulged	
Imports :	Not Divulged	
Terms :	Not Divulged	

PRODUCTION STATUS – (NOT AVAILABLE)

GENERAL INFORMATION

Suppliers :	Reference :	Not Divulged
	Name of the Person :	--
	Contact No.:	--
	Since How Long Known :	--
	Maximum Limit Dealt :	--
	Experience :	--
	Remark:	--
Customers :	Reference :	Not Divulged
	Name of the Person :	--
	Contact No.:	--
	Since How Long Known :	--
	Maximum Limit Dealt :	--
	Experience :	--
	Remark:	--
No. of Employees :	20593 (Approximately)	
Bankers (As on 31.03.2017) :	Banker Name :	Allahabad Bank
	Branch :	--
	Person Name (With Designation) :	--
	Contact Number :	--
	Name of Account Holder :	--
	Account Number :	--
	Account Since (Date/Year of Account Opening) :	--
	Average Balance Maintained :	--

	Credit Facilities Enjoyed	--	
	(CC/OD/Term Loan) :		
	Account Operation :	--	
	Remark :	--	
	<ul style="list-style-type: none"> • Axis Bank • Bank of Baroda • Bank of India • Canara Bank • Central Bank of India • Corporation Bank • HDFC Bank • ICICI Bank • IDBI Bank Limited • IDFC Bank • Indian Bank • Indian Overseas Bank • IndusInd Bank • Jammu and Kashmir Bank Limited • Karnataka Bank Limited • Oriental Bank of Commerce • Punjab and Sind Bank • Punjab National Bank • State Bank of India • Syndicate Bank • UCO Bank • Union Bank of India • United Bank of India • Vijaya Bank • Yes Bank 		
	Facilities :	(INR In Million)	
	PARTICULAR	As on 31.03.2018	
		As on 31.03.2017	
	LONG TERM BORROWING		
	7.37% Tax free secured non-cumulative non-convertible redeemable bonds - 2015 of INR 1,000/- each redeemable at par in full on 5 October 2035 (Fifty Sixth Issue - Public Issue - Series 3A)X	NA	1889.400
	7.62% Tax free secured non-cumulative non-convertible redeemable bonds - 2015 of INR 1,000/- each redeemable at par in full on 5 October 2035 (Fifty Sixth Issue - Public Issue - Series 3B)XI	NA	1717.100
	8.61% Tax free secured non-cumulative non-convertible redeemable bonds of INR	NA	3221.100

	10,00,000/- each redeemable at par in full on 4 March 2034 (Fifty First Issue C - Private Placement)III		
	8.66% Tax free secured non-cumulative non-convertible redeemable bonds - 2013 of INR 1,000/- each redeemable at par in full on 16 December 2033 (Fiftieth Issue - Public Issue - Series 3A)VII	NA	3198.700
	8.91% Tax free secured non-cumulative non-convertible redeemable bonds - 2013 of INR 1,000/- each redeemable at par in full on 16 December 2033 (Fiftieth Issue - Public Issue - Series 3B)VII	NA	4103.200
	7.37% Secured non-cumulative non-convertible redeemable taxable bonds of INR 1.000 Million /- each redeemable at par in full on 14 December 2031 (Sixty Sixth Issue - Private Placement)XI	NA	40103.400
	7.49% Secured non-cumulative non-convertible redeemable taxable bonds of INR 1.000 Million - each redeemable at par in full on 7 November 2031 (Sixty Fourth Issue - Private Placement)XII	NA	7205.800
	7.28% Tax free secured non-cumulative non-convertible redeemable bonds - 2015 of INR 1,000/- each redeemable at par in full on 5 October 2030 (Fifty Sixth Issue - Public Issue - Series 2A)XI	NA	1334.400
	7.53% Tax free secured non-cumulative non-convertible redeemable bonds - 2015 of INR 1,000/- each redeemable at par in full on 5 October 2030 (Fifty Sixth Issue - Public Issue - Series 2B)XI	NA	498.800
	8.63% Tax free secured non-cumulative non-convertible redeemable bonds of INR 10,00,000/- each redeemable at par in full on 4 March 2029 (Fifty First Issue B - Private Placement)	NA	1057.000
	8.48% Tax free secured non-cumulative non-convertible redeemable bonds - 2013 of INR 1,000/- each redeemable at par in full on 16 December 2028 (Fiftieth Issue - Public Issue - Series 2A)VI	NA	2561.000
	8.73% Tax free secured non-cumulative non-convertible redeemable bonds - 2013 of INR 1,000/- each redeemable at par in full on 16 December 2028 (Fiftieth Issue - Public Issue - Series 2B)VII	NA	937.100
	7.47% Secured non-cumulative non-convertible redeemable taxable bonds of INR1.000 Million	NA	6967.700

	each redeemable at par in full on 16 September 2026 (Sixty Third Issue - Private Placement)XII		
	7.58% Secured non-cumulative non-convertible redeemable taxable bonds of INR 1.000 Million each redeemable at par in full on 23 August 2026 (Sixty Second Issue - Private Placement)XII	NA	8364.700
	8.05% Secured non-cumulative non-convertible redeemable taxable bonds of INR 1.000 Million each redeemable at par in full on 5 May 2026 (Sixtieth Issue - Private Placement)XII	NA	10727.600
	8.19% Secured non-cumulative non-convertible redeemable taxable bonds of INR 1.000 Million each redeemable at par in full on 15 December 2025 (Fifty Seventh Issue - Private Placement)XII	NA	5117.700
	7.11% Tax free secured non-cumulative non-convertible redeemable bonds - 2015 of INR 1,000/- each redeemable at par in full on 5 October 2025 (Fifty Sixth Issue - Public Issue - Series 1A)XI	NA	1119.600
	7.36% Tax free secured non-cumulative non-convertible redeemable bonds - 2015 of INR 1,000/- each redeemable at par in full on 5 October 2025 (Fifty Sixth Issue - Public Issue - Series 1B)XI	NA	681.500
	7.15% Tax free secured non-cumulative non-convertible redeemable bonds - 2015 of INR 1.000 Million each redeemable at par in full on 21 August 2025 (Fifty Fifth Issue - Private Placement)IX	NA	3130.500
	9.17% Secured non-cumulative non-convertible redeemable taxable bonds of INR 1.000 Million each redeemable at par in full on 22 September 2024 (Fifty Third Issue - Private Placement)IX	NA	10479.900
	9.34% Secured non-cumulative non-convertible redeemable taxable bonds of INR 1.000 Million each redeemable at par in full on 24 March 2024 (Fifty Second Issue - Private Placement)III	NA	7515.400
	8.19% Tax free secured non-cumulative non-convertible redeemable bonds - 2013 of INR 1.000 Million each redeemable at par in full on 4 March 2024 (Fifty First Issue A - Private Placement)III	NA	754.700
	8.41% Tax free secured non-cumulative non-convertible redeemable bonds - 2013 of INR 1,000/- each redeemable at par in full on 16 December 2023 (Fiftieth Issue - Public Issue - Series 1A)VII	NA	4999.500

	8.66% Tax free secured non-cumulative non-convertible redeemable bonds - 2013 of INR 1,000/- each redeemable at par in full on 16 December 2023 (Fiftieth Issue - Public Issue - Series 1B)VII	NA	2138.900
	9.25% Secured non-cumulative non-convertible redeemable taxable bonds of INR1.000 Million each with five equal separately transferable redeemable principal parts (STRPP) redeemable at par at the end of 11 year and in annual installments thereafter upto the end of 15 year respectively commencing from 04 May 2023 and ending on 04 May 2027 (Forty Fourth Issue - Private Placement)VII	NA	5420.700
	8.48% Secured non-cumulative non-convertible redeemable taxable bonds of INR 1.000 Million each redeemable at par in full on 1 May 2023 (Seventeenth Issue - Private Placement)	NA	500.100
	8.80% Secured non-cumulative non-convertible redeemable taxable bonds of INR 1.000 Million each edeemable at par in full on 4 April 2023 (Forty Ninth Issue - Private Placement)VII	NA	2174.600
	8.49% Secured non-cumulative non-convertible redeemable taxable fully paid-up bonus debentures of INR 12.50 each redeemable at par bin three annual installments of INR 2.50, INR 5.00 and INR 5.00 at the end of 8th year, 9th year and 10th year on 25 March 2023, 25 March 2024 and 25 March 2025 respectively (Fifty Fourth Issue Bonus Debentures)X	NA	103188.200
	8.73% Secured non-cumulative non-convertible redeemable taxable bonds of INR1.000 Million each redeemable at par in full on 7 March 2023 (Forty Eighth Issue - Private Placement)VII	NA	3017.900
	9.00% Secured non-cumulative non-convertible redeemable taxable bonds of INR 1.000 Million each with five equal separately transferable redeemable principal parts (STRPP) redeemable at par at the end of 11th year and in annual installments thereafter upto the end of 15th year Respectively commencing from 25 January 2023 and ending on 25 January 2027	NA	5081.400
	8.84% Secured non-cumulative non-convertible redeemable taxable bonds of INR1.000 Million each redeemable at par in full on 4 October 2022 (Forty Seventh Issue - Private Placement)VII	NA	4069.100
	6.72% Secured non-cumulative non-convertible	NA	7162.600

	redeemable taxable bonds of INR1.000 Million each redeemable at par in full on 24 November 2021 (Sixty Fifth Issue - Private Placement)X		
	8.10% Secured non-cumulative non-convertible redeemable taxable bonds of INR 3.000 Million/- each redeemable at par in three equal separately transferable redeemable principal parts (STRPP) at the end of 5th year, 10th year & 15th year on 27 May 2021, 27 May 2026 and 27 May 2031 respectively (Sixty First Issue - Private Placement)XI	NA	11459.400
	8.33% Secured non-cumulative non-convertible redeemable taxable bonds of INR1.000 Million each redeemable at par in full on 24 February 2021 (Fifty Ninth Issue - Private Placement)XII	NA	6601.800
	8.93% Secured non-cumulative non-convertible redeemable taxable bonds	NA	3171.700
	8.18% Secured non-cumulative non-convertible redeemable taxable bonds of INR1.000 Million each redeemable at par in full on 31 December 2020 (Fifty Eighth Issue - Private Placement)XII	NA	3059.200
	8.73% Secured non-cumulative non-convertible redeemable taxable bonds of INR1.000 Million each redeemable at par in full on 31 March 2020 (Thirty Third Issue- Private Placement)III	NA	2099.700
	8.78% Secured non-cumulative non-convertible redeemable taxable bonds of INR1.000 Million each redeemable at par in full on 9 March 2020 (Thirty First Issue- Private Placement)III	NA	5312.700
	11.25% Secured non-cumulative non-convertible redeemable taxable bonds of INR1.000 Million each redeemable at par in five equal annual installments commencing from 6 November 2019 and ending on 6 November 2023 (Twenty Seventh Issue - Private Placement)III	NA	3681.200
	7.89% Secured non-cumulative non-convertible redeemable taxable bonds of INR1.000 Million each redeemable at par in full on 5 May 2019 (Thirtieth Issue - Private Placement)	NA	7018.200
	8.65% Secured non-cumulative non-convertible redeemable taxable bonds of INR1.000 Million each redeemable at par in full on 4 February 2019 (Twenty Ninth Issue - Private Placement)III	NA	5528.700
	7.50% Secured non-cumulative non-convertible redeemable taxable bonds of INR1.000 Million each redeemable at par full on Jan 2019 (Nineteenth Issue - Private Placement)II	NA	509.200
	11.00% Secured non-cumulative non-convertible redeemable taxable bonds of INR1.000 Million	NA	10274.200

DISCLAIMER : This Report is **PRIVATE & CONFIDENTIAL** and it is prepared at the request of and for its use by the Subscriber only. The Subscriber shall use the contents of the Report merely as an aid to its business. Mira Inform Private Limited ("MIPL") has collated information/data in the Report, which have not been verified unless otherwise specifically mentioned in the Report. The Subscriber shall independently verify the accuracy and correctness of the information/data before in any way acting upon the same. MIPL shall not be liable for any harm, injury, loss or damage caused to the Subscriber due to default by the Subscriber's debtors/beneficiaries in fulfilling their obligations of any nature whatsoever. This Report or any of its portion shall not be used as a documentary evidence or otherwise before any investigative agencies or forum of law. This Report is confidential and proprietary to MIPL. The Subscriber and/or any other person(s) may not reproduce, publish or disclose any of the contents of the Report to others without the express authorization of MIPL. This Report is prepared and issued to the Subscriber without any risk, responsibility or liability on the part of MIPL or its officials.

	each redeemable at par in full on 21 November 2018 (Twenty Eighth Issue - Private Placement)III		
	9.3473% Secured non-cumulative non-convertible redeemable taxable bonds of INR1.500 Million each with fifteen equal separately redeemable principal parts (STRPP) redeemable at par at the end of 6th year and in annual installments thereafter upto the end of 20 th year respectively commencing from 20July2018and ending on 20 July 203 (FortySixth ssue - Private Placement)VII	NA	800.700
	9.4376% Secured non-cumulative non-convertible redeemable taxable bonds of INR1.500 Million each with fifteen equal separately transferable redeemable principal parts (STRPP) redeemable at par at the end of 6th year and in annual installments thereafter upto the end of 20th year respectively commencing from 16 May 2018 and ending on 16 May 2032 (Forty Fifth Issue - Private Placement)VII	NA	801.200
	8.00% Secured non-cumulative non-convertible redeemable taxable bonds of INR1.000 Million each redeemable at par in full on 10 April 2018 (Sixteenth Issue -Private Placement)	NA	1033.300
	9.2573% Secured non-cumulative non-convertible redeemable taxable bonds of INR1.500 Million each with fifteen equal separately transferable redeemable principal parts (STRPP) redeemable at par at the end of 6th year and in annual installments thereafter upto the end of 20th year respectively commencing from 2 March 2018 and ending on 2 March 2032 (Forty Third Issue - Private Placement)	NA	800.200
	9.6713% Secured non-cumulative non-convertible redeemable taxable bonds of INR1.500 Million- each with fifteen equal separately transferable redeemable principal parts (STRPP) redeemable at par at the end of 6 year and in annual installments thereafter upto the end of 20th year respectively commencing from 23 December 2017 and ending on 23 December 2031 (Forty First Issue - Private Placement)III	NA	802.500
	9.558% Secured non-cumulative non-convertible redeemable taxable bonds of INR1.500 Million each with fifteen equal separately transferable	NA	801.800

	redeemable principal parts (STRPP) redeemable at par at the end of 6th year and in annual installments thereafter upto the end of 20 th year respectively commencing from July 2017 and ending on 29 July 2031		
	9.3896% Secured non-cumulative non-convertible redeemable taxable bonds of INR 1.500 Million each with fifteen equal separately transferable redeemable principal parts (STRPP) redeemable at par at the end of 6th year and in annual installments thereafter upto the end of 20 th year respectively commencing from 9 June 2017 and ending on 9 June 2031 (Thirty Ninth Issue - Private Placement)III	NA	1121.300
	9.17% Secured non-cumulative non-convertible redeemable taxable bonds of INR1.500 Million each with fifteen equal separately transferable redeemable principal parts (STRPP) redeemable at par at the end of 6th year and in annual installments thereafter upto the end of 20th year respectively commencing from 22 March 2017 and ending on 22 March 2031 (Thirty Eighth Issue - Private Placement)III	NA	1.800
	8.8086% Secured non-cumulative non-convertible redeemable taxable bonds of INR1.500 Million each with fifteen equal separately transferable redeemable principal parts (STRPP) redeemable at par at the end of 6th year and in annual installments thereafter upto the end of 20th year respectively commencing from 15 December 2016 and ending on 15 December 2030 (Thirty Sixth Issue - Private Placement)	NA	1191.200
	8.71% Secured non-cumulative non-convertible redeemable taxable bonds of INR1.500 Million each with fifteen equal separately transferable redeemable principal parts (STRPP) redeemable at par at the end of 6th year and in annual installments thereafter upto the end of 20th year	NA	1488.200
	8.8493% Secured non-cumulative non-convertible redeemable taxable bonds of INR 1.500 Million each with fifteen equal separately transferable redeemable principal parts (STRPP) redeemable at par at the end of 6th year and in annual installments thereafter upto the end of 20th year respectively commencing from 25 March 2016 and ending on 25 March 2030 (Thirty Second Issue - Private Placement)II	NA	968.200

	9.37% Secured non-cumulative non-convertible redeemable taxable bonds of INR7.000Million each with fourteen separately transferable redeemable principal parts (STRPP) redeemable at par semi-annually commencing from	NA	1467.800
	9.06% Secured non-cumulative non-convertible redeemable taxable bonds of INR 7.000 Million- each with fourteen separately transferable redeemable principal parts (STRPP) redeemable at par semi-annually commencing from 4 June 2012 and ending onDecember 2018 (Twenty Sixth Issue - Private Placement)II	NA	1466.400
	8.6077% Secured non-cumulative non-convertible redeemable taxable bonds of INR2.000 Million each with twenty equal separately transferable redeemable principal parts (STRPP) redeemable at par semi-annually commencing from 9 September 2011 and ending on 9 March 2021 (Twenty Fourth Issue - Private Placement)IV	NA	2042.400
	8.6077% Secured non-cumulative non-convertible redeemable taxable bonds of INR2.000 Million/- each with twenty equal separately transferable redeemable principal parts (STRPP) redeemable at par semi-annually commencing from 9 September 2011 and ending on 9 March 2021 (Twenty Fourth Issue - Private Placement)IV	NA	2041.300
	8.1771% Secured non-cumulative non-convertible redeemable taxable bonds of INR2.000 Million each with twenty equal separately transferable redeemable principal parts (STRPP) redeemable at par semi-annually commencing from July 2011 and ending on 2 January 2021 (Twenty Second Issue - Private Placement)IV	NA	2040.300
	7.7125% Secured non-cumulative non-convertible redeemable taxable bonds of INR2.000 Million each with twenty equal separately transferable redeemable principal parts (STRPP) redeemable at par semi-annually commencing from 2 August 2010 and ending on 2 February 2020 (Twenty First Issue - Private Placement)V	NA	3057.100
	7.552% Secured non-cumulative non-convertible redeemable taxable bonds of INR2.000 Million each with twenty equal separately transferable redeemable principal parts (STRPP) redeemable at par semi-annually commencing from 23	NA	1018.600

September 2009 and ending on 23 March 2019 (Twentieth Issue - Private Placement)VI		
7.552% Secured non-cumulative non-convertible redeemable taxable bonds of INR2.000 Million each with twenty equal separately transferable redeemable principal parts (STRPP) redeemable at par semi-annually commencing from 23 September 2009 and ending on 23 March 2019 (Twentieth Issue - Private Placement)VI	NA	773.700
9.55% Secured non-cumulative non-convertible taxable redeemable bonds of INR1.000 Million each redeemable at par in ten equal annual installments commencing from the end of 6th year and upto the end of 15th year respectively from 18 April 2002 (Thirteenth Issue -Part A - Private Placement)VII	NA	773.800
Foreign currency notes		
2.750 % Fixed rate notes due for repayment on 1 February 2027	NA	35293.800
4.250 % Fixed rate notes due for repayment on 26 February 2026	NA	32747.500
4.375 % Fixed rate notes due for repayment on 26 November 2024	NA	33364.300
4.750 % Fixed rate notes due for repayment on 3 October 2022	NA	32865.000
7.375 % Fixed green global INR denominated bonds due on 10 August	NA	20660.500
5.625 % Fixed rate notes due to repayment on 14 July 2021	NA	33260.400
Term loans From Banks		188191.5
Foreign currency loans	NA	77824.700
Rupee loans	NA	299794.600
From Others		
Foreign currency loans (guaranteed by GOI)	NA	21029.600
Other foreign currency loans	NA	35168.500
Rupee loans	NA	81410.300
Finance lease obligations		
Secured	NA	24.000
Unsecured	NA	1426.200
Total (A)		1050005.700
Less: Current maturities of		
Bonds-secured	NA	6500.000
Foreign currency loans from banks - unsecured	NA	16817.400
Rupee loans from banks - unsecured	NA	21110.000
Foreign currency loans from other - unsecured (guaranteed by GOI)	NA	1725.800
Other foreign currency loans from others - unsecured	NA	5075.200

DISCLAIMER : This Report is **PRIVATE & CONFIDENTIAL** and it is prepared at the request of and for its use by the Subscriber only. The Subscriber shall use the contents of the Report merely as an aid to its business. Mira Inform Private Limited ("MIPL") has collated information/data in the Report, which have not been verified unless otherwise specifically mentioned in the Report. The Subscriber shall independently verify the accuracy and correctness of the information/data before in any way acting upon the same. MIPL shall not be liable for any harm, injury, loss or damage caused to the Subscriber due to default by the Subscriber's debtors/beneficiaries in fulfilling their obligations of any nature whatsoever. This Report or any of its portion shall not be used as a documentary evidence or otherwise before any investigative agencies or forum of law. This Report is confidential and proprietary to MIPL. The Subscriber and/or any other person(s) may not reproduce, publish or disclose any of the contents of the Report to others without the express authorization of MIPL. This Report is prepared and issued to the Subscriber without any risk, responsibility or liability on the part of MIPL or its officials.

	Rupee loans from others - unsecured	NA	13593.800
	Finance lease obligations - secured	NA	7.800
	Finance lease obligations - unsecured	NA	173.700
	Interest accrued but not due on borrowings	NA	11609.200
	Total (B)		76612.900
	Grand Total (A-B)		973392.800
	SHORT TERM BORROWING		
	Cash credit	NA	5.600
	Other loans Commercial paper	NA	30000.000
	Total	NA	1003398.400

Auditors :	<ul style="list-style-type: none"> S T.R. Chadha and Company LLP Chartered Accountants PSD and Associates Chartered Accountants Sagar and Associates Chartered Accountants Kalani and Company Chartered Accountants S P. A. and Associate Chartered Accountants S. K. Kapoor and Company. Chartered Accountants B M Chatrath and Company LLP Chartered Accountants
Memberships :	Not Available
Collaborators :	Not Available
Subsidiaries incorporated in India (As on 31.03.2017):	<ul style="list-style-type: none"> Bhartiya Rail Bijlee Company Limited Kanti Bijlee Utpadan Nigam Limited NTPC Vidyut Vyapar Nigam Limited NTPC Electric Supply Company Limited Patratu Vidyut Utpadan Nigam Limited
Joint Ventures incorporated in India (As on 31.03.2017) :	<ul style="list-style-type: none"> Utility Powertech Limited NTPC-GE Power Services Private Limited (Previously NTPC-Alstom Power Services Private Limited) NTPC-SAIL Power Company Limited (Previously NTPC-SAIL Power Company Private Limited)

DISCLAIMER : This Report is **PRIVATE & CONFIDENTIAL** and it is prepared at the request of and for its use by the Subscriber only. The Subscriber shall use the contents of the Report merely as an aid to its business. Mira Inform Private Limited ("MIPL") has collated information/data in the Report, which have not been verified unless otherwise specifically mentioned in the Report. The Subscriber shall independently verify the accuracy and correctness of the information/data before in any way acting upon the same. MIPL shall not be liable for any harm, injury, loss or damage caused to the Subscriber due to default by the Subscriber's debtors/beneficiaries in fulfilling their obligations of any nature whatsoever. This Report or any of its portion shall not be used as a documentary evidence or otherwise before any investigative agencies or forum of law. This Report is confidential and proprietary to MIPL. The Subscriber and/or any other person(s) may not reproduce, publish or disclose any of the contents of the Report to others without the express authorization of MIPL. This Report is prepared and issued to the Subscriber without any risk, responsibility or liability on the part of MIPL or its officials.

	<ul style="list-style-type: none"> • NTPC-Tamil Nadu Energy Company Limited • Ratnagiri Gas and Power Private Limited • Aravali Power Company Private Limited • NTPC BHEL Power Projects Private Limited • Meja Urja Nigam Private Limited • BF-NTPC Energy Systems Limited • Nabinagar Power Generating Company Private Limited • Transformers and Electricals Kerala Limited • National High Power Test Laboratory Private Limited • Energy Efficiency Services Limited • CIL NTPC Urja Private Limited • Anushakti Vidhyut Nigam Limited • Hindustan Urvarak and Rasayan Limited • Trincomalee Power Company Limited • Bangladesh-India Friendship Power Company Private Limited
Post-Employment Benefit Plans (As on 31.03.2017) :	<ul style="list-style-type: none"> • NTPC Limited Employees Provident Fund • NTPC Employees Gratuity Fund • NTPC Post Retirement Employees Medical Benefit Fund • NTPC Limited Defined Contribution Pension Trust
Entities under the control of the same government: The Company is a Central Public Sector Undertaking (As on 31.03.2017) :	<ul style="list-style-type: none"> • Coal India Limited • Singareni Coalfields Limited • GAIL (India) Limited • BHEL Limited • SAIL Limited • Indian Oil Corporation Limited • Bharat Petroleum Corporation Limited
Others (As on 31.03.2017) :	<ul style="list-style-type: none"> • NTPC Education and Research Society • NTPC Foundation

CAPITAL STRUCTURE

AS ON 31.03.2018

Authorised Capital : Not Available

Issued, Subscribed & Paid-up Capital : INR 82454.644 Million

AS ON 31.03.2017

Authorised Capital :

DISCLAIMER : This Report is **PRIVATE & CONFIDENTIAL** and it is prepared at the request of and for its use by the Subscriber only. The Subscriber shall use the contents of the Report merely as an aid to its business. Mira Inform Private Limited ("MIPL") has collated information/data in the Report, which have not been verified unless otherwise specifically mentioned in the Report. The Subscriber shall independently verify the accuracy and correctness of the information/data before in any way acting upon the same. MIPL shall not be liable for any harm, injury, loss or damage caused to the Subscriber due to default by the Subscriber's debtors/beneficiaries in fulfilling their obligations of any nature whatsoever. This Report or any of its portion shall not be used as a documentary evidence or otherwise before any investigative agencies or forum of law. This Report is confidential and proprietary to MIPL. The Subscriber and/or any other person(s) may not reproduce, publish or disclose any of the contents of the Report to others without the express authorization of MIPL. This Report is prepared and issued to the Subscriber without any risk, responsibility or liability on the part of MIPL or its officials.

No. of Shares	Type	Value	Amount
10000000000	Equity Shares	INR 10/- each	INR 100000.000 Million

Issued, Subscribed & Paid-up Capital :

No. of Shares	Type	Value	Amount
8245464400	Equity Shares	INR 10/- each	INR 82454.644 Million

a) Movements in equity share capital:

During the year, the Company has neither issued nor bought back any shares.

b) Terms and rights attached to equity shares:

The Company has only one class of equity shares having a par value INR10/- per share. The holders of the equity shares are entitled to receive dividends as declared from time to time and are entitled to voting rights proportionate to their share holding at the meetings of shareholders.

c) Dividends:

Particulars	As on 31.03.2017
Equity shares - Dividend paid during the year	
Final dividend for the year ended 31 March 2016 of INR 1.75 (31 March 2015: INR 1.75) per fully paid share	14429.600
Interim dividend for the year ended 31 March 2017 of INR 2.61 (31 March 2016: INR 1.60) per fully paid share	21520.700
Equity shares - Dividends not recognised at the end of the reporting period	
In addition to the above dividends, since year end the directors have recommended the payment of a final dividend of INR 2.17 (31 March 2016: INR 1.75) per fully paid equity share. This proposed dividend is subject to the approval of shareholders in the ensuing annual general meeting.	17892.700

e) Details of shareholders holding more than 5% shares in the Company:

Particulars	As on 31.03.2017	
	No. of Shares	% of age
-President of India	5750759170	69.74
-Life Insurance Corporation of India (including shares held in various Funds/Schemes)	998258968	69.74

FINANCIAL DATA
[all figures are INR Million]

ABRIDGED BALANCE SHEET

SOURCES OF FUNDS	31.03.2018	31.03.2017	31.03.2016
I. EQUITY AND LIABILITIES			
(1) Shareholders' Funds			
(a) Share Capital	82454.600	82454.600	82454.600
(b) Reserves & Surplus	935323.100	879857.700	830482.400
(c) Money received against share warrants	0.000	0.000	0.000
(2) Share Application money pending allotment	0.000	0.000	0.000
Total Shareholders' Funds (1) + (2)	1017777.700	962312.300	912937.000
(3) Non-Current Liabilities			
(a) long-term borrowings	1086976.000	973392.800	850969.500
(b) Deferred tax liabilities (Net)	24086.300	14848.400	11522.100
(c) Other long term liabilities	21646.900	22646.200	30489.500
(d) long-term provisions	4809.000	4631.500	4364.100
Total Non-current Liabilities (3)	1137518.200	1015518.900	897345.200
(4) Current Liabilities			
(a) Short term borrowings	65003.200	30005.600	12995.000
(b) Trade payables	56159.500	48892.500	53200.100
(c) Other current liabilities	244588.700	229396.400	207149.000
(d) Short-term provisions	80888.300	79649.200	67756.900
Total Current Liabilities (4)	446639.700	387943.700	341101.000
TOTAL	2601935.600	2365774.900	2151383.200
II. ASSETS			
(1) Non-current assets			
(a) Fixed Assets			
(i) Tangible assets	1207206.100	990627.000	914993.600
(ii) Intangible Assets	3316.000	2930.200	2738.900
(iii) Capital work-in-progress	773138.700	805225.500	662055.900
(iv) Intangible assets under development	4693.600	2145.400	2176.100
(b) Non-current Investments	1062.800	89523.600	80143.200
(c) Deferred tax assets (net)	0.000	0.000	0.000
(d) Long-term Loan and Advances	6556.700	5305.900	4409.300
(e) Other Non-current assets	231427.400	180434.100	186589.900
Total Non-Current Assets	2227401.300	2076191.700	1853106.900
(2) Current assets			

DISCLAIMER : This Report is **PRIVATE & CONFIDENTIAL** and it is prepared at the request of and for its use by the Subscriber only. The Subscriber shall use the contents of the Report merely as an aid to its business. Mira Inform Private Limited ("MIPL") has collated information/data in the Report, which have not been verified unless otherwise specifically mentioned in the Report. The Subscriber shall independently verify the accuracy and correctness of the information/data before in any way acting upon the same. MIPL shall not be liable for any harm, injury, loss or damage caused to the Subscriber due to default by the Subscriber's debtors/beneficiaries in fulfilling their obligations of any nature whatsoever. This Report or any of its portion shall not be used as a documentary evidence or otherwise before any investigative agencies or forum of law. This Report is confidential and proprietary to MIPL. The Subscriber and/or any other person(s) may not reproduce, publish or disclose any of the contents of the Report to others without the express authorization of MIPL. This Report is prepared and issued to the Subscriber without any risk, responsibility or liability on the part of MIPL or its officials.

(a) Current investments	0.000	0.000	3787.200
(b) Inventories	60573.800	65048.100	70103.700
(c) Trade receivables	75779.700	81735.100	78034.000
(d) Cash and cash equivalents	39783.800	29304.900	44607.800
(e) Short-term loans and advances	2802.200	2369.200	2517.800
(f) Other current assets	195594.800	111125.900	99225.800
Total Current Assets	374534.300	289583.200	298276.300
TOTAL	2601935.600	2365774.900	2151383.200

PROFIT & LOSS ACCOUNT

PARTICULARS	31.03.2018	31.03.2017	31.03.2016
SALES			
Income	834527.000	782734.400	708438.100
Other Income	17552.500	10688.600	11653.500
TOTAL	852079.500	793423.000	720091.600
Less EXPENSES			
Employees benefits expense	47346.700	43246.000	35816.500
Other expenses	74217.300	50923.800	55764.900
Fuel	483154.700	475721.900	437985.900
Energy purchase trading	13135.100	0.000	0.000
Exceptional Item	0.000	7829.500	0.000
Regulatory Income/ (Expenses)	0.000	(3357.400)	(120.900)
TOTAL	617853.800	574363.800	529446.400
PROFIT/ (LOSS) BEFORE INTEREST, TAX, DEPRECIATION AND AMORTISATION	234225.700	219059.200	190645.200
Less FINANCIAL EXPENSES	39842.500	35972.000	32964.100
PROFIT / (LOSS) BEFORE TAX, DEPRECIATION AND AMORTISATION	194383.200	183087.200	157681.100
Less DEPRECIATION/ AMORTISATION	70988.600	59208.200	51723.400
PROFIT/ (LOSS) BEFORE TAX	123394.600	123879.000	105957.700
Less TAX	19962.900	30026.400	-1738.300
PROFIT/ (LOSS) AFTER TAX	103431.700	93852.600	107696.000
Earnings / (Loss) Per Share (INR)	12.54	11.38	13.06

DISCLAIMER : This Report is **PRIVATE & CONFIDENTIAL** and it is prepared at the request of and for its use by the Subscriber only. The Subscriber shall use the contents of the Report merely as an aid to its business. Mira Inform Private Limited ("MIPL") has collated information/data in the Report, which have not been verified unless otherwise specifically mentioned in the Report. The Subscriber shall independently verify the accuracy and correctness of the information/data before in any way acting upon the same. MIPL shall not be liable for any harm, injury, loss or damage caused to the Subscriber due to default by the Subscriber's debtors/beneficiaries in fulfilling their obligations of any nature whatsoever. This Report or any of its portion shall not be used as a documentary evidence or otherwise before any investigative agencies or forum of law. This Report is confidential and proprietary to MIPL. The Subscriber and/or any other person(s) may not reproduce, publish or disclose any of the contents of the Report to others without the express authorization of MIPL. This Report is prepared and issued to the Subscriber without any risk, responsibility or liability on the part of MIPL or its officials.

CURRENT MATURITIES OF LONG TERM DEBT DETAILS

Particulars	31.03.2018	31.03.2017	31.03.2016
Current Maturities of Long term debt			
Bonds - Secured	NA	6500.000	6280.000
5.875% Foreign currency fixed rate notes - Unsecured	NA	0.000	0.000
From Banks			
Foreign currency loans	NA	16817.400	13289.100
Rupee term loans	NA	21110.000	25737.500
From Others			
Foreign currency loans (guaranteed by GOI)	NA	1725.800	1751.600
Other foreign currency loans	NA	5075.200	4749.900
Rupee term loans	NA	13593.800	15343.800
Total	NA	64822.200	67151.900
Cash generated from operations	NA	228862.500	253231.000
Net cash flows from (used in) operations	NA	203013.700	239873.800

KEY RATIOS

EFFICIENCY RATIOS

PARTICULARS	31.03.2018	31.03.2017	31.03.2016
Average Collection Days (Sundry Debtors / Income * 365 Days)	33.14	38.11	40.20
Account Receivables Turnover (Income / Sundry Debtors)	11.01	9.58	9.08
Average Payment Days (Sundry Creditors / Purchases * 365 Days)	0.00	0.00	0.00
Inventory Turnover (Operating Income / Inventories)	3.87	3.37	2.72
Asset Turnover (Operating Income / Net Fixed Assets)	0.12	0.12	0.12

LEVERAGE RATIOS

PARTICULARS	31.03.2018	31.03.2017	31.03.2016
Debt Ratio ((Borrowing + Current Liabilities) / Total Assets)	0.59	0.60	0.59
Debt Equity Ratio	1.13	1.11	1.02

DISCLAIMER : This Report is **PRIVATE & CONFIDENTIAL** and it is prepared at the request of and for its use by the Subscriber only. The Subscriber shall use the contents of the Report merely as an aid to its business. Mira Inform Private Limited ("MIPL") has collated information/data in the Report, which have not been verified unless otherwise specifically mentioned in the Report. The Subscriber shall independently verify the accuracy and correctness of the information/data before in any way acting upon the same. MIPL shall not be liable for any harm, injury, loss or damage caused to the Subscriber due to default by the Subscriber's debtors/beneficiaries in fulfilling their obligations of any nature whatsoever. This Report or any of its portion shall not be used as a documentary evidence or otherwise before any investigative agencies or forum of law. This Report is confidential and proprietary to MIPL. The Subscriber and/or any other person(s) may not reproduce, publish or disclose any of the contents of the Report to others without the express authorization of MIPL. This Report is prepared and issued to the Subscriber without any risk, responsibility or liability on the part of MIPL or its officials.

(Total Liability / Networth)			
Current Liabilities to Networth (Current Liabilities / Net Worth)	0.44	0.40	0.37
Fixed Assets to Networth (Net Fixed Assets / Networth)	1.95	1.87	1.73
Interest Coverage Ratio (PBIT / Financial Charges)	5.88	6.09	5.78

PROFITABILITY RATIOS

PARTICULARS		31.03.2018	31.03.2017	31.03.2016
PAT to sales Income ((PAT /sales) * 100)	%	12.39	11.99	15.20
Return on Total Assets ((PAT / Total Assets) * 100)	%	3.98	3.97	5.01
Return on Investment (ROI) ((PAT / Networth) * 100)	%	10.16	9.75	11.80

SOLVENCY RATIOS

PARTICULARS		31.03.2018	31.03.2017	31.03.2016
Current Ratio (Current Assets / Current Liabilities)		0.84	0.75	0.87
Quick Ratio ((Current Assets – Inventories) / Current Liabilities)		0.70	0.58	0.67
G-Score Ratio Financial (Networth / Total Assets)		0.39	0.41	0.42
G-Score Ratio Debt (Debts / Equity Capital)		13.97	12.96	11.29
G-Score Ratio Liquidity (Total Current Assets / Total Current Liabilities)		0.84	0.75	0.87

Total Liability = Short-term Debt + Long-term Debt + Current Maturities of Long-term debts

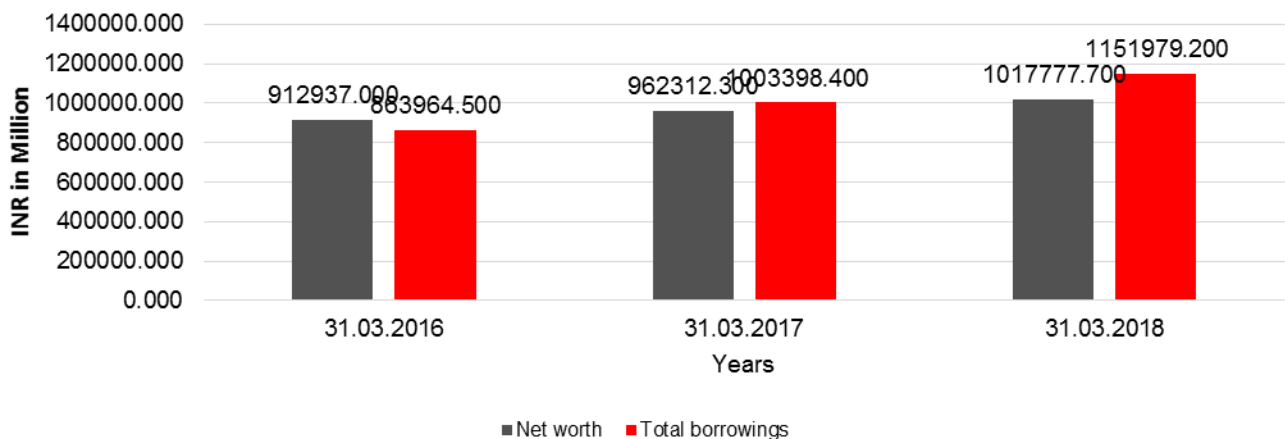
DISCLAIMER : This Report is **PRIVATE & CONFIDENTIAL** and it is prepared at the request of and for its use by the Subscriber only. The Subscriber shall use the contents of the Report merely as an aid to its business. Mira Inform Private Limited ("MIPL") has collated information/data in the Report, which have not been verified unless otherwise specifically mentioned in the Report. The Subscriber shall independently verify the accuracy and correctness of the information/data before in any way acting upon the same. MIPL shall not be liable for any harm, injury, loss or damage caused to the Subscriber due to default by the Subscriber's debtors/beneficiaries in fulfilling their obligations of any nature whatsoever. This Report or any of its portion shall not be used as a documentary evidence or otherwise before any investigative agencies or forum of law. This Report is confidential and proprietary to MIPL. The Subscriber and/or any other person(s) may not reproduce, publish or disclose any of the contents of the Report to others without the express authorization of MIPL. This Report is prepared and issued to the Subscriber without any risk, responsibility or liability on the part of MIPL or its officials.

FINANCIAL ANALYSIS
[all figures are INR Million]

DEBT EQUITY RATIO

Particular	31.03.2016	31.03.2017	31.03.2018
	INR In Million	INR In Million	INR In Million
Share Capital	82454.600	82454.600	82454.600
Reserves & Surplus	830482.400	879857.700	935323.100
Share Application money pending allotment	0.000	0.000	0.000
Net worth	0.000	0.000	0.000
	912937.000	962312.300	1017777.700
long-term borrowings			
Short term borrowings	850969.500	973392.800	1086976.000
Current Maturities of Long term debt	12995.000	30005.600	65003.200
Total borrowings	863964.500	1003398.400	1151979.200
Debt/Equity ratio	0.946	1.043	1.132

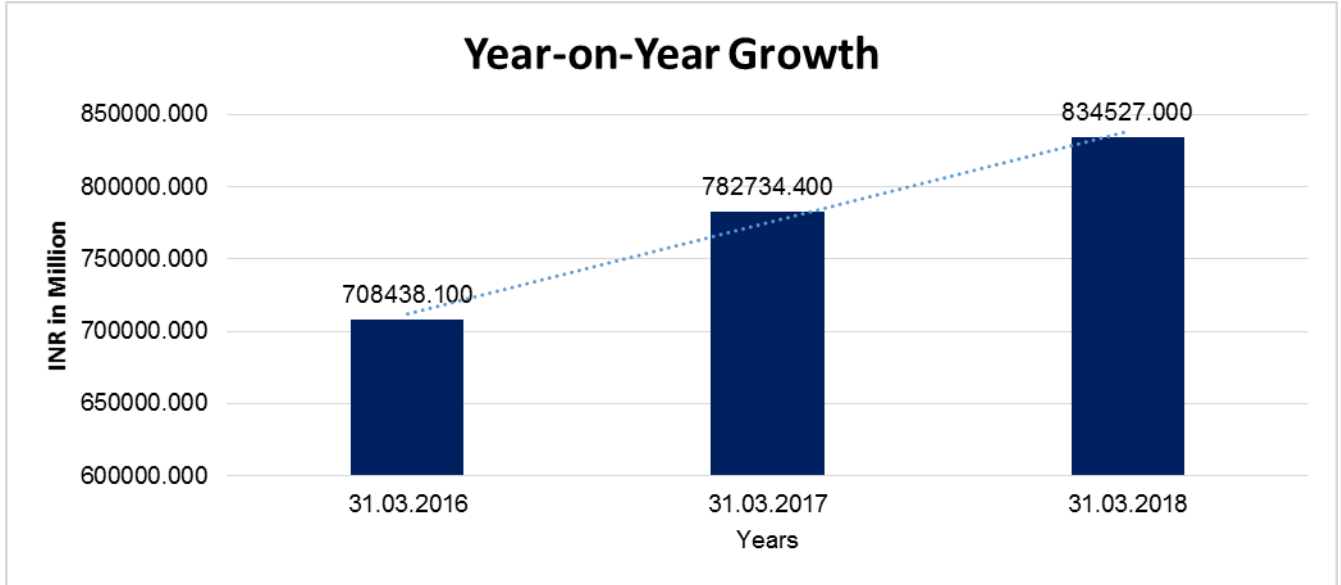
Debt to Equity



YEAR-ON-YEAR GROWTH

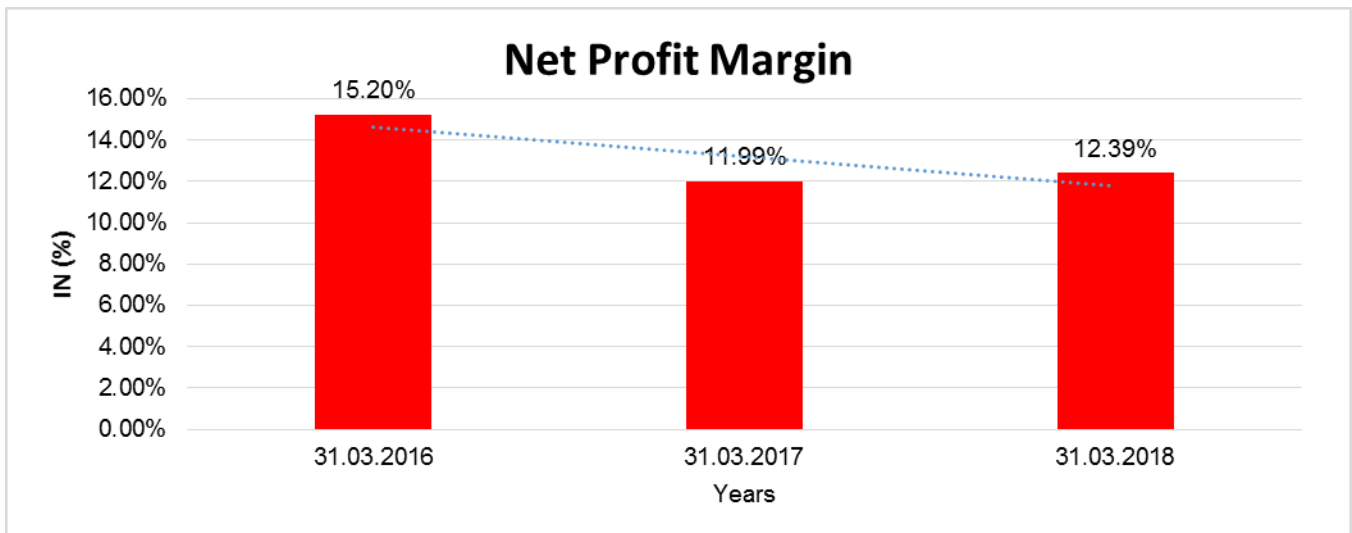
Year on Year Growth	31.03.2016	31.03.2017	31.03.2018
	INR In Million	INR In Million	INR In Million
Sales	708438.100	782734.400	834527.000
		10.487	6.617

DISCLAIMER : This Report is **PRIVATE & CONFIDENTIAL** and it is prepared at the request of and for its use by the Subscriber only. The Subscriber shall use the contents of the Report merely as an aid to its business. Mira Inform Private Limited ("MIPL") has collated information/data in the Report, which have not been verified unless otherwise specifically mentioned in the Report. The Subscriber shall independently verify the accuracy and correctness of the information/data before in any way acting upon the same. MIPL shall not be liable for any harm, injury, loss or damage caused to the Subscriber due to default by the Subscriber's debtors/beneficiaries in fulfilling their obligations of any nature whatsoever. This Report or any of its portion shall not be used as a documentary evidence or otherwise before any investigative agencies or forum of law. This Report is confidential and proprietary to MIPL. The Subscriber and/or any other person(s) may not reproduce, publish or disclose any of the contents of the Report to others without the express authorization of MIPL. This Report is prepared and issued to the Subscriber without any risk, responsibility or liability on the part of MIPL or its officials.



NET PROFIT MARGIN

Net Profit Margin	31.03.2016	31.03.2017	31.03.2018
	INR In Million	INR In Million	INR In Million
Sales	708438.100	782734.400	834527.000
Profit	107696.000	93852.600	103431.700
	15.20%	11.99%	12.39%



DISCLAIMER : This Report is **PRIVATE & CONFIDENTIAL** and it is prepared at the request of and for its use by the Subscriber only. The Subscriber shall use the contents of the Report merely as an aid to its business. Mira Inform Private Limited ("MIPL") has collated information/data in the Report, which have not been verified unless otherwise specifically mentioned in the Report. The Subscriber shall independently verify the accuracy and correctness of the information/data before in any way acting upon the same. MIPL shall not be liable for any harm, injury, loss or damage caused to the Subscriber due to default by the Subscriber's debtors/beneficiaries in fulfilling their obligations of any nature whatsoever. This Report or any of its portion shall not be used as a documentary evidence or otherwise before any investigative agencies or forum of law. This Report is confidential and proprietary to MIPL. The Subscriber and/or any other person(s) may not reproduce, publish or disclose any of the contents of the Report to others without the express authorization of MIPL. This Report is prepared and issued to the Subscriber without any risk, responsibility or liability on the part of MIPL or its officials.

LOCAL AGENCY FURTHER INFORMATION

Sr. No.	Check list by info agents	Available in Report (Yes/No)
1	Year of establishment	Yes
2	Constitution of the entity -Incorporation details	Yes
3	Locality of the entity	Yes
4	Premises details	No
5	Buyer visit details	--
6	Contact numbers	Yes
7	Name of the person contacted	Yes
8	Designation of contact person	Yes
9	Promoter's background	Yes
10	Date of Birth of Proprietor / Partners / Directors	Yes
11	Pan Card No. of Proprietor / Partners	Yes
12	Voter Id Card No. of Proprietor / Partners	No
13	Type of business	Yes
14	Line of Business	Yes
15	Export/import details (if applicable)	No
16	No. of employees	Yes
17	Details of sister concerns	Yes
18	Major suppliers	No
19	Major customers	No
20	Banking Details	Yes
21	Banking facility details	Yes
22	Conduct of the banking account	--
23	Financials, if provided	Yes
24	Capital in the business	Yes
25	Last accounts filed at ROC, if applicable	Yes
26	Turnover of firm for last three years	Yes
27	Reasons for variation <> 20%	--
28	Estimation for coming financial year	No
29	Profitability for last three years	Yes
30	Major shareholders, if available	Yes
31	External Agency Rating, if available	No
32	Litigations that the firm/promoter involved in	--
33	Market information	--
34	Payments terms	No
35	Negative Reporting by Auditors in the Annual Report	No

INDEX OF CHARGE:

S No	SRN	Charge Id	Charge Holder Name	Date of Creation	Amount	Address
1	G386 2914 3	10008 6112	VISTRA ITCL (INDIA) LIMITED	28/02/2 017	39250000000.0	IL & FS FINANCIAL CENTRE PLOT NO C22 G BLOCK BANDRAKURLA COMPLEX BANDRA EASTMUMBAI Ma400051IN
2	G332 4408 8	10007 2795	VISTRA ITCL (INDIA) LIMITED	11/01/2 017	7000000000.0	IL & FS FINANCIAL CENTRE PLOT NO C22 G BLOCK BANDRAKURLA COMPLEX BANDRA EASTMUMBAI Ma400051IN
3	G332 4417 9	10007 2796	VISTRA ITCL (INDIA) LIMITED	11/01/2 017	7000000000.0	IL & FS FINANCIAL CENTRE PLOT NO C22 G BLOCK BANDRAKURLA COMPLEX BANDRA EASTMUMBAI Ma400051IN
4	G192 4214 8	10005 7464	VISTRA ITCL (INDIA) LIMITED	24/10/2 016	6700000000.0	IL & FS FINANCIAL CENTRE PLOT NO C22 G BLOCK BANDRAKURLA COMPLEX BANDRA EASTMUMBAI Ma400051IN
5	G192 4252 8	10005 7465	VISTRA ITCL (INDIA) LIMITED	24/10/2 016	8000000000.0	IL & FS FINANCIAL CENTRE PLOT NO C22 G BLOCK BANDRAKURLA COMPLEX BANDRA EASTMUMBAI Ma400051IN
6	G110 6855 8	10004 8935	VISTRA ITCL (INDIA) LIMITED	18/08/2 016	10725000000.0	IL & FS FINANCIAL CENTRE PLOT NO C22 G BLOCK BANDRAKURLA COMPLEX BANDRA EASTMUMBAI Ma400051IN
7	G053 9371 5	10003 2951	IL & FS TRUST COMPAN Y LIMITED	06/06/2 016	10000000000.0	IL & FS FINANCIAL CENTRE PLOT NO C22 G BLOCK BANDRAKURLA COMPLEX BANDRA EASTMUMBAI Ma400051IN
8	G018 1020 9	10002 4814	IL & FS TRUST COMPAN Y LIMITED	12/04/2 016	6550000000.0	IL & FS FINANCIAL CENTRE PLOT NO C22 G BLOCK BANDRAKURLA COMPLEX BANDRA EASTMUMBAI Ma400051IN
9	C818 6757 4	10627 741	IL & FS TRUST COMPAN Y LIMITED	01/03/2 016	8000000000.0	IL & FS FINANCIAL CENTRE PLOT NO C22 G BLOCK BANDRAKURLA COMPLEX BANDRA EASTMUMBAI MH400051IN
10	C654 3793 1	10596 764	IDBI TRUSTEE SHIP SERVICE S	24/09/2 015	7000000000.0	Asian Building, Ground Floor, 17, R. Kamani Marg, Ballard Estate, Mumbai MH400001IN

		LIMITED			
--	--	---------	--	--	--

FIXED ASSETS: (As on 31.03.2017)

Tangible Assets

- Land
- Building
- Temporary Erection
- Water supply, Drainage and Sewerage System
- MGR track and Signaling System
- Railway siding
- Earth dam Reservoir
- Plant and Equipment
- Furniture and Fixtures
- Vehicles
- Office Equipment
- EDP, WP Machines and Sitcom Equipment
- Construction Equipments
- Electrical Installations
- Communication Equipments
- Hospital Equipments
- Laboratory and Workshop Equipments

Intangible Assets

- Software
- Right of Use

PRESS RELEASE

NTPC INKS INR 1,5000.000 MILLION TERM LOAN WITH HDFC BANK

Date: July 13, 2018

NTPC has signed term loan agreement for INR 15000.000 crore with HDFC Bank for its various projects. The loan has a door-to-door tenure of 15 years and will be utilised to part finance the capital expenditure of NTPC and has been extended at an interest rate linked to 3-months Marginal Cost of funds based Lending rate (MCLR) of the bank.

The loan agreement was signed in the presence of A K Gautam, General Manager (Finance), NTPC, Raveesh Bhatia, Regional Head, Corporate Banking, North, HDFC Bank and K Sreekant, Director (Finance), NTPC.

The proceeds of the facility will be utilized to finance capital expenditure on the company's ongoing and new projects, and in the renovation and modernization of stations.

DISCLAIMER : This Report is **PRIVATE & CONFIDENTIAL** and it is prepared at the request of and for its use by the Subscriber only. The Subscriber shall use the contents of the Report merely as an aid to its business. Mira Inform Private Limited ("MIPL") has collated information/data in the Report, which have not been verified unless otherwise specifically mentioned in the Report. The Subscriber shall independently verify the accuracy and correctness of the information/data before in any way acting upon the same. MIPL shall not be liable for any harm, injury, loss or damage caused to the Subscriber due to default by the Subscriber's debtors/beneficiaries in fulfilling their obligations of any nature whatsoever. This Report or any of its portion shall not be used as a documentary evidence or otherwise before any investigative agencies or forum of law. This Report is confidential and proprietary to MIPL. The Subscriber and/or any other person(s) may not reproduce, publish or disclose any of the contents of the Report to others without the express authorization of MIPL. This Report is prepared and issued to the Subscriber without any risk, responsibility or liability on the part of MIPL or its officials.

NTPC TAKES EQUITY STAKE IN TWO BIHAR STATE POWER PROJECTS FOR RS 21 BILLION

MoU with Rajasthan for Chhabra power plant stuck as elections loom

Date: June 30, 2018

India's largest thermal power generator NTPC Limited announced equity acquisition of two state-owned power plants in Bihar for an estimated INR 21 billion. NTPC took 50 per cent equity stake in Nabinagar Power Generating Company Pvt. Ltd. (NPGC) and 27.36 per cent Kanti Bijlee Utpadan Nigam Limited (KBUNL) from Bihar State Power Generation Company – which was operating it earlier.

Of this NPGC was a 50:50 joint venture of Bihar state government and NTPC set up in 2007. The envisaged capacity of the project is 1,980 MW and is currently under construction. NTPC is now the 100 per cent equity holder in the project.

The company in a public said, it signed a Memorandum of Understanding (MoU) government of Bihar for Company's (BSPGCL) equity in both the projects. Earlier, NTPC took over operations of Barauni thermal power project of the Bihar government. The equity transfer would be done later, said the company.

NTPC has been actively looking for brownfield projects to acquire. This year in February it issued a tender to take over stressed asset. Only three projects – Bara 1,988 MW (Jaypee Group), Lalitpur 1,980 MW (Bajaj Hindusthan) and Angul 1,200 MW (B C Jindal), Nigrie power unit 1302 MW (Jaypee group) expressed interest. Out of these, two are being currently evaluated, said officials.

Last year, NTPC had signed a non-binding MoU with the Rajasthan government to take over Chhabra thermal power plant. While the total cost of the plant is estimated to around INR 150 billion, NTPC was supposed to pay around INR 50 billion for the operational 1000 MW. The deal however is stuck for political reasons state elections are due in Rajasthan, later this year, said sources.

A non-binding MoU allows the parties to modify the terms later. The MoU does not stand in any legal court. NTPC in its public statement said, "the organizations shall execute Binding Agreements based on the detailed due diligence being underway."

There are other riders too. NTPC would just be buying the power assets and the not the coal blocks attached with the power plant. Parsa East and Kanta Basan coal blocks in Chhattisgarh were allocated to RRVUNL in the E-auction of coal mines held in 2015. RRVUNL won the coal blocks by indicating Chhabra power plant as the end-use of these mines. The coal mines are operational and producing and RRVUNL appointed Adani Mining as the Mining Development Operator (MDO) for the mines, last year.

"Coal blocks are not part of the deal but NTPC would source coal from these mines as RRVUNL would sell the coal," said a senior NTPC executive requesting anonymity. The cost and power tariff of the upcoming two units of 660 MW each would be decided later, he said.

CMT REPORT (Corruption, Money Laundering & Terrorism]

The Public Notice information has been collected from various sources including but not limited to: **The Courts, India Prisons Service, Interpol, etc.**

1] INFORMATION ON DESIGNATED PARTY

No records exist designating subject or any of its beneficial owners, controlling shareholders or senior officers as terrorist or terrorist organization or whom notice had been received that all financial transactions involving their assets have been blocked or convicted, found guilty or against whom a judgement or order had been entered in a proceedings for violating money-laundering, anti-corruption or bribery or international economic or anti-terrorism sanction laws or whose assets were seized, blocked, frozen or ordered forfeited for violation of money laundering or international anti-terrorism laws.

2] Court Declaration :

No records exist to suggest that subject is or was the subject of any formal or informal allegations, prosecutions or other official proceeding for making any prohibited payments or other improper payments to government officials for engaging in prohibited transactions or with designated parties.

3] Asset Declaration :

No records exist to suggest that the property or assets of the subject are derived from criminal conduct or a prohibited transaction.

4] Record on Financial Crime :

Charges or conviction registered against subject: **None**

5] Records on Violation of Anti-Corruption Laws :

Charges or investigation registered against subject: **None**

6] Records on Int'l Anti-Money Laundering Laws/Standards :

Charges or investigation registered against subject: **None**

7] Criminal Records

No available information exist that suggest that subject or any of its principals have been formally charged or convicted by a competent governmental authority for any financial crime or under any formal investigation by a competent government authority for any violation of anti-corruption laws or international anti-money laundering laws or standard.

8] Affiliation with Government :

No record exists to suggest that any director or indirect owners, controlling shareholders, director, officer or employee of the company is a government official or a family member or close business associate of a Government official.

9] Compensation Package :

Our market survey revealed that the amount of compensation sought by the subject is fair and reasonable and comparable to compensation paid to others for similar services.

10] Press Report :

No press reports / filings exists on the subject.

CORPORATE GOVERNANCE

MIRA INFORM as part of its Due Diligence do provide comments on Corporate Governance to identify management and governance. These factors often have been predictive and in some cases have created vulnerabilities to credit deterioration.

Our Governance Assessment focuses principally on the interactions between a company's management, its Board of Directors, Shareholders and other financial stakeholders.

CONTRAVENTION

Subject is not known to have contravened any existing local laws, regulations or policies that prohibit, restrict or otherwise affect the terms and conditions that could be included in the agreement with the subject.

FOREIGN EXCHANGE RATES

Currency	Unit	INR
US Dollar	1	INR 68.65
UK Pound	1	INR 91.46
Euro	1	INR 80.78

INFORMATION DETAILS

Information Gathered by :	SHL
Analysis Done by :	PYK
Report Prepared by :	TRUP

SCORE FACTORS

DEMERIT POINTS		
--BANK CHARGES	YES/NO	YES
--LITIGATION	YES/NO	NO
--OTHER ADVERSE INFORMATION	YES/NO	NO
MERIT POINTS		
--SOLE DISTRIBUTORSHIP	YES/NO	NO
--EXPORT ACTIVITIES	YES/NO	NO
--AFFILIATION	YES/NO	YES
--LISTED	YES/NO	YES
--OTHER MERIT FACTORS	YES/NO	YES

RATING EXPLANATIONS

Credit Rating	Explanation	Rating Comments
A+	Low Risk	Business dealings permissible with low risk of default
A	Acceptable Risk	Business dealings permissible with moderate risk of default
B	Medium Risk	Business dealings permissible on a regular monitoring basis
C	Medium High Risk	Business dealings permissible preferably on secured basis
D	High Risk	Business dealing not recommended or on secured terms only
NB	New Business	No recommendation can be done due to business in infancy stage
NT	No Trace	No recommendation can be done as the business is not traceable

NB is stated where there is insufficient information to facilitate rating. However, it is not to be considered as unfavourable.

This score serves as a reference to assess SC's credit risk and to set the amount of credit to be extended. It is calculated from a composite of weighted scores obtained from each of the major sections of this report. The assessed factors are as follows:

- Financial condition covering various ratios
- Company background and operations size
- Promoters / Management background
- Payment record
- Litigation against the subject
- Industry scenario / competitor analysis
- Supplier / Customer / Banker review (wherever available)