

**MIRA INFORM REPORT**

<b>Report No. :</b>	520222
<b>Report Date :</b>	18.07.2018

**IDENTIFICATION DETAILS**

<b>Name :</b>	RAWMET RESOURCES PRIVATE LIMITED [w.e.f. 15.01.2017]
<b>Formerly Known As :</b>	RAWMET COMMODITIES PRIVATE LIMITED
<b>Registered Office :</b>	52, Syed Amir Ali Avenue, 3 <sup>rd</sup> Floor, Kolkata – 700019, West Bengal
<b>Tel. No.:</b>	91-33-24614499
<b>Country :</b>	India
<b>Financials (as on) :</b>	31.03.2017
<b>Date of Incorporation :</b>	24.09.2002
<b>CIN No.:</b> [Company Identification No.]	U74999WB2002PTC095215
<b>Capital Investment / Paid-up Capital :</b>	INR 13.685 Million
<b>IEC No.:</b> [Import-Export Code No.]	0202019683
<b>PAN No.:</b> [Permanent Account No.]	AACCR2374M
<b>GSTN :</b> [Goods & Service Tax Registration No.]	21AACCR2374M1ZD
<b>Legal Form :</b>	Private Limited Liability Company
<b>Line of Business :</b>	The Company is engaged in international trade and exporter of steel plant raw materials like iron ore, coal, lam coke etc. and providing international consultancy services in the same field and Importer of Raw Materials (Registered activity and also Confirmed by management)
<b>No. of Employees :</b>	130 (Approximately)

**DISCLAIMER :** This Report is **PRIVATE & CONFIDENTIAL** and it is prepared at the request of and for its use by the Subscriber only. The Subscriber shall use the contents of the Report merely as an aid to its business. Mira Inform Private Limited ("MIPL") has collated information/data in the Report, which have not been verified unless otherwise specifically mentioned in the Report. The Subscriber shall independently verify the accuracy and correctness of the information/data before in any way acting upon the same. MIPL shall not be liable for any harm, injury, loss or damage caused to the Subscriber due to default by the Subscriber's debtors/beneficiaries in fulfilling their obligations of any nature whatsoever. This Report or any of its portion shall not be used as a documentary evidence or otherwise before any investigative agencies or forum of law. This Report is confidential and proprietary to MIPL. The Subscriber and/or any other person(s) may not reproduce, publish or disclose any of the contents of the Report to others without the express authorization of MIPL. This Report is prepared and issued to the Subscriber without any risk, responsibility or liability on the part of MIPL or its officials.

**RATING & COMMENTS**

(Mira Inform has adopted New Rating mechanism w.e.f. 23<sup>rd</sup> January 2017)

<b>MIRA's Rating :</b>	A
------------------------	---

Credit Rating	Explanation	Rating Comments
A	Acceptable Risk	Business dealings permissible with moderate risk of default

<b>Status :</b>	Good
<b>Payment Behaviour :</b>	Regular
<b>Litigation :</b>	Clear
<b>Comments :</b>	<p>Subject was incorporated in the year 2002 and it is a mineral trading company. It offers iron ore fines, iron lump, coking coal, iron ore and coal to the industry. It is an established company having fine track record.</p> <p>For the financial year 2017, the company achieved massive growth in its revenue as compared to the previous year along with an average profit margin of 5.56%.</p> <p>Rating continue to derive strength from the company's sound financial risk profile marked by good capital structure with healthy net worth base, adequate liquidity position and strong debt protection metrics due to unsecured debt recorded in the books.</p> <p>Rating also reflects established track record of the company and experienced management team in the coal and consumable fuels industry.</p> <p>Payment seems to be regular and as per commitment.</p> <p>In view of good financial base and established position, the company can be considered for normal business dealings at usual trade terms and conditions.</p>

**NOTES :**

Any query related to this report can be made on e-mail : [infodept@mirainform.com](mailto:infodept@mirainform.com) while quoting report number, name and date.

**ECGC Country Risk Classification List**

Country Name	Previous Rating (31.12.2017)	Current Rating (01.04.2018)
India	A1	A1

Risk Category	ECGC Classification
---------------	---------------------

**DISCLAIMER :** This Report is **PRIVATE & CONFIDENTIAL** and it is prepared at the request of and for its use by the Subscriber only. The Subscriber shall use the contents of the Report merely as an aid to its business. Mira Inform Private Limited ("MIPL") has collated information/data in the Report, which have not been verified unless otherwise specifically mentioned in the Report. The Subscriber shall independently verify the accuracy and correctness of the information/data before in any way acting upon the same. MIPL shall not be liable for any harm, injury, loss or damage caused to the Subscriber due to default by the Subscriber's debtors/beneficiaries in fulfilling their obligations of any nature whatsoever. This Report or any of its portion shall not be used as a documentary evidence or otherwise before any investigative agencies or forum of law. This Report is confidential and proprietary to MIPL. The Subscriber and/or any other person(s) may not reproduce, publish or disclose any of the contents of the Report to others without the express authorization of MIPL. This Report is prepared and issued to the Subscriber without any risk, responsibility or liability on the part of MIPL or its officials.

Insignificant	A1
Low Risk	A2
Moderately Low Risk	B1
Moderate Risk	B2
Moderately High Risk	C1
High Risk	C2
Very High Risk	D

**EXTERNAL AGENCY RATING**

<b>Rating Agency Name</b>	Not Available
<b>Rating</b>	Not Available
<b>Rating Explanation</b>	Not Available
<b>Date</b>	Not Available

**RBI DEFAULTERS' LIST STATUS**

Subject's name is not enlisted as a defaulter in the publicly available RBI Defaulters' list.

**EPF (Employee Provident Fund) DEFAULTERS' LIST STATUS**

Subject's name is not enlisted as a defaulter in the publicly available EPF (Employee Provident Fund) Defaulters' list as of 31-03-2018.

**BIFR (Board for Industrial & Financial Reconstruction) LISTING STATUS**

Subject's name is not listed as a Sick Unit in the publicly available BIFR (Board for Industrial & Financial Reconstruction) list as of 18.07.2018

**IBBI (Insolvency and Bankruptcy Board of India) LISTING STATUS**

Subject's name is not listed in the publicly available IBBI (Insolvency and Bankruptcy Board of India) list as of report date.

**INFORMATION PARTED BY (GENERAL DETAILS)**

<b>Name :</b>	Mr. Sibabrata Khadanga
<b>Designation :</b>	Deputy General Manager

**DISCLAIMER :** This Report is **PRIVATE & CONFIDENTIAL** and it is prepared at the request of and for its use by the Subscriber only. The Subscriber shall use the contents of the Report merely as an aid to its business. Mira Inform Private Limited ("MIPL") has collated information/data in the Report, which have not been verified unless otherwise specifically mentioned in the Report. The Subscriber shall independently verify the accuracy and correctness of the information/data before in any way acting upon the same. MIPL shall not be liable for any harm, injury, loss or damage caused to the Subscriber due to default by the Subscriber's debtors/beneficiaries in fulfilling their obligations of any nature whatsoever. This Report or any of its portion shall not be used as a documentary evidence or otherwise before any investigative agencies or forum of law. This Report is confidential and proprietary to MIPL. The Subscriber and/or any other person(s) may not reproduce, publish or disclose any of the contents of the Report to others without the express authorization of MIPL. This Report is prepared and issued to the Subscriber without any risk, responsibility or liability on the part of MIPL or its officials.

**RAWMET RESOURCES PRIVATE LIMITED - 520222**

**PAGE NO. : 4**

<b>Contact No.:</b>	91-9937377999
<b>Date :</b>	17.07.2018

<b>Name :</b>	Mr. Debenjan Chakraborty
<b>Designation :</b>	Assistant Manager
<b>Contact No.:</b>	91-9831252230
<b>Date :</b>	17.07.2018

<b>Name :</b>	Mr. Diptendu
<b>Designation :</b>	Assistant Manager
<b>Contact No.:</b>	91-9830993768
<b>Date :</b>	17.07.2018

**LOCATIONS**

<b>Registered Office :</b>	52, Syed Amir Ali Avenue, 3 <sup>rd</sup> Floor, Kolkata – 700019, West Bengal, India
<b>Tel. No.:</b>	91-33-24614499 / 71981000
<b>Mobile No.:</b>	91-9937377999 [Mr. Sibabrata Khadanga] 91-9831252230 (Mr. Debenjan Chakraborty) 91-9830993768 (Mr. Diptendu)
<b>Fax No.:</b>	91-33-24614500
<b>E-Mail :</b>	<a href="mailto:khadanga@rawmet.co.in">khadanga@rawmet.co.in</a> <a href="mailto:shishir@rawmet.co.in">shishir@rawmet.co.in</a> <a href="mailto:subhash@rawmet.co.in">subhash@rawmet.co.in</a> <a href="mailto:skjha@rawmet.co.in">skjha@rawmet.co.in</a>
<b>Website :</b>	<a href="http://www.rawmet.co.in">http://www.rawmet.co.in</a>
<b>Area :</b>	2000 Sq. ft.
<b>Location :</b>	Owned
<b>Locality:</b>	Commercial
<b>Branch Office 1:</b>	Plot No.134/675, Khandagiri House, Kolathia, P.O. Aiginia, Khandagiri Bhubaneshwar– 751019, Odisha, India
<b>Tel. No.:</b>	91-674-2470616/ 17/ 19
<b>Fax No.:</b>	91-674-2470615
<b>E-Mail :</b>	<a href="mailto:rawmetbsr@rawmet.co.in">rawmetbsr@rawmet.co.in</a>
<b>Area :</b>	3000 Sq. ft.
<b>Location :</b>	Rented
<b>Branch Office 2 :</b>	202, Crystal Paradise (Near Janki Centre), Off New Link Road, Veera Desai Road, Andheri (West), Mumbai – 400053, Maharashtra, India
<b>Tel. No.:</b>	91-22-42955471/74
<b>Fax No.:</b>	91-22-42955470
<b>E-Mail :</b>	<a href="mailto:rawmetbsr@rawmet.co.in">rawmetbsr@rawmet.co.in</a>
<b>Area :</b>	1000 Sq. ft.
<b>Location :</b>	Rented

**RAWMET RESOURCES PRIVATE LIMITED - 520222**

**PAGE NO. : 5**

<b>Branch Office 3 :</b>	No. 6, 2 <sup>nd</sup> Floor, Fagun Chambers, 26 Ethiraj Salai, Egmore, Chennai – 600008, Tamilnadu, India
<b>Tel. No.:</b>	91-44-28205081/ 5082/ 5083
<b>Fax No.:</b>	91-44-28205080
<b>E-Mail :</b>	<a href="mailto:rawmetbsr@rawmet.co.in">rawmetbsr@rawmet.co.in</a>
<b>Area :</b>	1000 Sq. ft.
<b>Location :</b>	Rented
<b>Branch Office 4 :</b>	P-4/10, DLF city, phase – 2, Gurugram – 122002, Haryana, India
<b>Fax No.:</b>	91-124-4284200
<b>E-Mail :</b>	<a href="mailto:sales@rawmet.co.in">sales@rawmet.co.in</a>
<b>Area :</b>	1000 Sq. ft.
<b>Location :</b>	Rented
<b>Branch Office 5 :</b>	Door No.19-24-41/2, Nellimukku Street, Near Port Police Station, Pedagantyada, Vishakhapatnam - 530026, Andhra Pradesh, India
<b>Area :</b>	800 Sq. ft.
<b>Location :</b>	Rented

**DIRECTORS**

**As on 31.03.2018**

<b>Name :</b>	Mr. Lalitendu Jena			
<b>Designation :</b>	Director			
<b>Address :</b>	70B, BDA Duplex Colony, Baramunda, Bhubaneshwar-751003, Odisha, India			
<b>Date of Birth/Age :</b>	11.06.1964			
<b>Qualification:</b>	M. Tech and MBA			
<b>Experience:</b>	24 Years			
<b>Date of Appointment :</b>	19.01.2004			
<b>DIN No.:</b>	00138189			
<b>PAN No.:</b>	AAZPJ2017M			
<b>Other Directorship:</b>				
	<b>CIN/FCRN</b>	<b>Company Name</b>	<b>Begin Date</b>	<b>End Date</b>
	U13100OR2004PTC007478	KHANDAGIRI RESOURCES PRIVATE LIMITED	30/01/2004	-
	U24111OR2006PTC008817	KL RESOURCES PRIVATE LIMITED	06/09/2016	-
	U23201OR2011PTC014634	KHANDAGIRI ENTERPRISES PRIVATE LIMITED	09/12/2011	-
<b>Name :</b>	Mr. Khusroo Khan Parwez			
<b>Designation :</b>	Director			
<b>Address :</b>	AD-250, Sector-I, Salt Lake City, Kolkata-700064, West Bengal, India			
<b>Date of Birth/Age :</b>	04.06.1959			
<b>Qualification:</b>	B. Tech			
<b>Experience:</b>	25 Years			
<b>Date of Appointment :</b>	24.09.2002			

**DISCLAIMER :** This Report is **PRIVATE & CONFIDENTIAL** and it is prepared at the request of and for its use by the Subscriber only. The Subscriber shall use the contents of the Report merely as an aid to its business. Mira Inform Private Limited ("MIPL") has collated information/data in the Report, which have not been verified unless otherwise specifically mentioned in the Report. The Subscriber shall independently verify the accuracy and correctness of the information/data before in any way acting upon the same. MIPL shall not be liable for any harm, injury, loss or damage caused to the Subscriber due to default by the Subscriber's debtors/beneficiaries in fulfilling their obligations of any nature whatsoever. This Report or any of its portion shall not be used as a documentary evidence or otherwise before any investigative agencies or forum of law. This Report is confidential and proprietary to MIPL. The Subscriber and/or any other person(s) may not reproduce, publish or disclose any of the contents of the Report to others without the express authorization of MIPL. This Report is prepared and issued to the Subscriber without any risk, responsibility or liability on the part of MIPL or its officials.

**RAWMET RESOURCES PRIVATE LIMITED - 520222**

**PAGE NO. : 6**

<b>DIN No.:</b>	00496010		
<b>PAN No.:</b>	AENPK7758Q		
<b>Other Directorship:</b>			
	<b>CIN/FCRN</b>	<b>Company Name</b>	<b>Begin Date</b> <b>End Date</b>
	U27209WB2004PTC098259	AVANI MINERALS PRIVATE LIMITED	02/04/2004   -
	U14200WB2011PTC161315	TERRA MIN RESOURCES PRIVATE LIMITED	28/03/2011   -
<b>Name :</b>	Mr. Raju Rangachar		
<b>Designation :</b>	Director		
<b>Address :</b>	H.No. 548, Serendip Dr. P.S. Ramani Road Kamarbhat, Wadi Talaulim Ponda, North Goa, Ponda – 403401, Goa, India		
<b>Date of Birth/Age :</b>	21.09.1967		
<b>Qualification:</b>	B. Tech		
<b>Experience:</b>	22 Years		
<b>Date of Appointment :</b>	24.09.2002		
<b>DIN No.:</b>	00930275		
<b>PAN No.:</b>	AACPR9538E		
<b>Other Directorship:</b>			
	<b>CIN/FCRN</b>	<b>Company Name</b>	<b>Begin Date</b> <b>End Date</b>
	U14200WB2011PTC161315	TERRA MIN RESOURCES PRIVATE LIMITED	28/03/2011   -

**KEY EXECUTIVES**

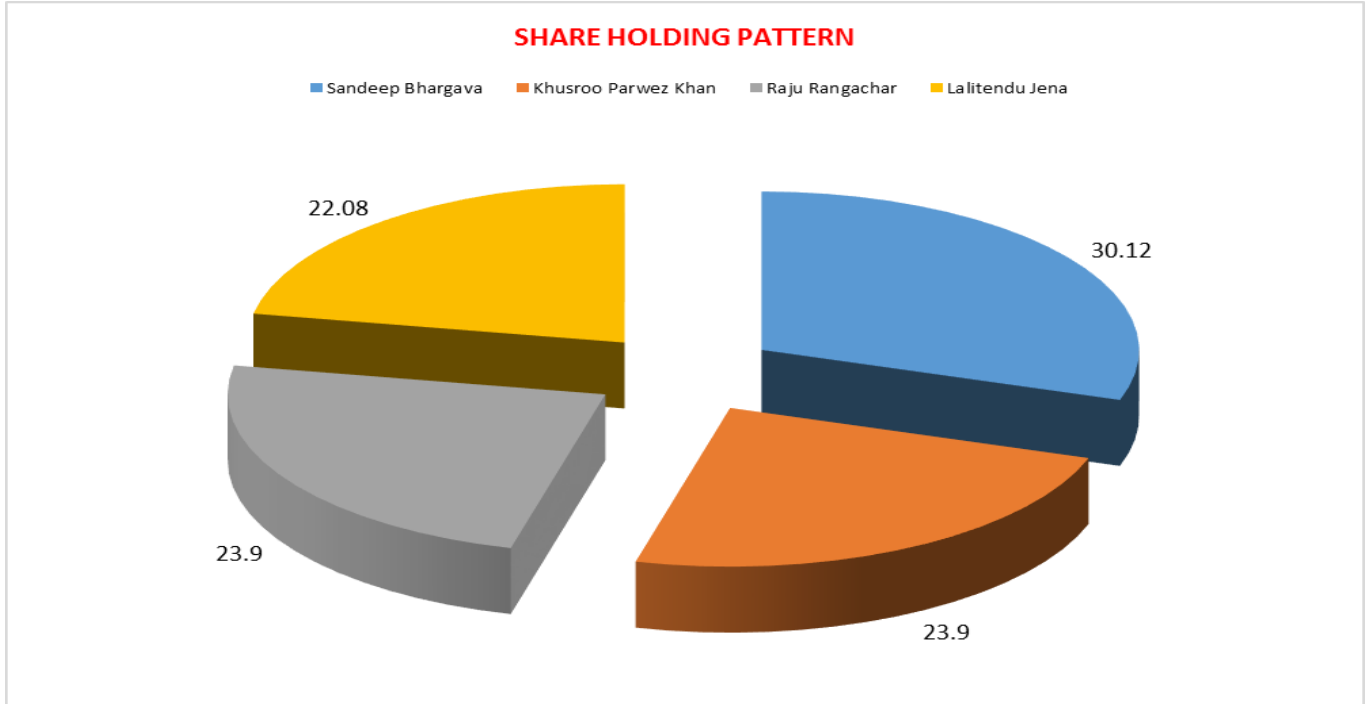
<b>Name :</b>	Mr. Sibabrata Khadanga
<b>Designation :</b>	Deputy General Manager
<b>Name :</b>	Mr. Debenjan Chakraborty
<b>Designation :</b>	Assistant Manager
<b>Name :</b>	Mr. Diptendu

**MAJOR SHAREHOLDERS / SHAREHOLDING PATTERN**

**As on 31.03.2017**

<b>Names of Shareholders</b>	<b>No. of Shares</b>	<b>% of Holding</b>
Sandeep Bhargava	412199	30.12
Khusroo Parwez Khan	327011	23.90
Raju Rangachar	327011	23.90
Lalitendu Jena	302279	22.08
<b>Total</b>	<b>1368500</b>	<b>100.00</b>

**DISCLAIMER :** This Report is **PRIVATE & CONFIDENTIAL** and it is prepared at the request of and for its use by the Subscriber only. The Subscriber shall use the contents of the Report merely as an aid to its business. Mira Inform Private Limited ("MIPL") has collated information/data in the Report, which have not been verified unless otherwise specifically mentioned in the Report. The Subscriber shall independently verify the accuracy and correctness of the information/data before in any way acting upon the same. MIPL shall not be liable for any harm, injury, loss or damage caused to the Subscriber due to default by the Subscriber's debtors/beneficiaries in fulfilling their obligations of any nature whatsoever. This Report or any of its portion shall not be used as a documentary evidence or otherwise before any investigative agencies or forum of law. This Report is confidential and proprietary to MIPL. The Subscriber and/or any other person(s) may not reproduce, publish or disclose any of the contents of the Report to others without the express authorization of MIPL. This Report is prepared and issued to the Subscriber without any risk, responsibility or liability on the part of MIPL or its officials.



**Equity Share Break up (Percentage of Total Equity)**

As on 25.09.2017

Category	Percentage
Promoter – (Individual/ Hindu Undivided Family – Indian)	100.00
<b>Total</b>	<b>100.00</b>

**BUSINESS DETAILS**

<b>Line of Business :</b>	The Company is engaged in international trade and exporter of steel plant raw materials like iron ore, coal, lam coke etc. and providing international consultancy services in the same field and Importer of Raw Materials (Registered activity and also Confirmed by management)
<b>Brand Names :</b>	Not Available
<b>Agencies Held :</b>	Not Available
<b>Exports :</b>	
<b>Products :</b>	Finished Goods
<b>Countries :</b>	China

**DISCLAIMER :** This Report is **PRIVATE & CONFIDENTIAL** and it is prepared at the request of and for its use by the Subscriber only. The Subscriber shall use the contents of the Report merely as an aid to its business. Mira Inform Private Limited ("MIPL") has collated information/data in the Report, which have not been verified unless otherwise specifically mentioned in the Report. The Subscriber shall independently verify the accuracy and correctness of the information/data before in any way acting upon the same. MIPL shall not be liable for any harm, injury, loss or damage caused to the Subscriber due to default by the Subscriber's debtors/beneficiaries in fulfilling their obligations of any nature whatsoever. This Report or any of its portion shall not be used as a documentary evidence or otherwise before any investigative agencies or forum of law. This Report is confidential and proprietary to MIPL. The Subscriber and/or any other person(s) may not reproduce, publish or disclose any of the contents of the Report to others without the express authorization of MIPL. This Report is prepared and issued to the Subscriber without any risk, responsibility or liability on the part of MIPL or its officials.

<b>Imports :</b>	
<b>Products :</b>	Raw Materials
<b>Countries :</b>	<ul style="list-style-type: none"> <li>• South Africa</li> <li>• Australia</li> <li>• Russia etc.</li> </ul>
<b>Terms :</b>	
<b>Selling :</b>	Advance payment, L/C and NEFT
<b>Purchasing :</b>	Advance payment, L/C and NEFT

**PRODUCTION STATUS NOT AVAILABLE**

**GENERAL INFORMATION**

<b>Suppliers :</b>	<b>Reference :</b>	Not Divulged
	<b>Name of the Person :</b>	--
	<b>Contact No.:</b>	--
	<b>Since How Long Known :</b>	--
	<b>Maximum Limit Dealt :</b>	--
	<b>Experience :</b>	--
	<b>Remark:</b>	--
<b>Customers :</b>	End Users	
	<b>Reference :</b>	Not Divulged
	<b>Name of the Person :</b>	--
	<b>Contact No.:</b>	--
	<b>Since How Long Known :</b>	--
	<b>Maximum Limit Dealt :</b>	--
	<b>Experience :</b>	--
<b>Remark:</b>	--	
<b>No. of Employees :</b>	130 (Approximately)	
<b>Bankers :</b>	<b>Bank Name</b>	ICICI Bank Limited
	<b>Branch</b>	4 <sup>th</sup> Floor, Landmark Building, Race Course Circle Road, Vadodara – 390007, Gujarat, India
	<b>Person Name (With Designation)</b>	--
	<b>Contact Number</b>	018002003045 / 8000667777 (Customer care Number)
	<b>Name of Account Holder</b>	--
	<b>Account Number</b>	--

**DISCLAIMER :** This Report is **PRIVATE & CONFIDENTIAL** and it is prepared at the request of and for its use by the Subscriber only. The Subscriber shall use the contents of the Report merely as an aid to its business. Mira Inform Private Limited ("MIPL") has collated information/data in the Report, which have not been verified unless otherwise specifically mentioned in the Report. The Subscriber shall independently verify the accuracy and correctness of the information/data before in any way acting upon the same. MIPL shall not be liable for any harm, injury, loss or damage caused to the Subscriber due to default by the Subscriber's debtors/beneficiaries in fulfilling their obligations of any nature whatsoever. This Report or any of its portion shall not be used as a documentary evidence or otherwise before any investigative agencies or forum of law. This Report is confidential and proprietary to MIPL. The Subscriber and/or any other person(s) may not reproduce, publish or disclose any of the contents of the Report to others without the express authorization of MIPL. This Report is prepared and issued to the Subscriber without any risk, responsibility or liability on the part of MIPL or its officials.

	<b>Account Since (Date/Year of Account Opening)</b>	--
	<b>Average Balance Maintained (If Possible)</b>	--
	<b>Credit Facilities Enjoyed (If any)</b>	--
	<b>Account Operation</b>	--
	<b>Remarks (If any)</b>	--

<b>Auditors :</b>	
<b>Name :</b>	M Raghunath and Company Chartered Accountants
<b>Address :</b>	Ashoka Chambers, 1 <sup>st</sup> Floor, 6 Garstin Place, Kolkata - 700001, West Bengal, India
<b>Income-tax PAN of auditor or auditor's firm :</b>	AAMFM2581J
<b>Memberships :</b>	Not Available
<b>Collaborators :</b>	Not Available
<b>Associate :</b>	<ul style="list-style-type: none"> <li>• Aqua Terra Logistics Private Limited, India U74999WB2001PTC093565</li> <li>• Avani Resources Private Limited, Hong Kong</li> </ul>
<b>Subsidiary company :</b>	<ul style="list-style-type: none"> <li>• Earth Resources Limited, Hong Kong</li> <li>• KL Resources Private Limited, India U24111OR2006PTC008817</li> </ul>
<b>Others :</b>	<ul style="list-style-type: none"> <li>• K H A M Consultants, India</li> <li>• Avani Resources Pte. Limited, Singapore</li> <li>• Aqua Terra Logistics Private Limited, India U74999WB2001PTC093565</li> </ul>

**CAPITAL STRUCTURE**

**As on 31.03.2017**

**DISCLAIMER :** This Report is **PRIVATE & CONFIDENTIAL** and it is prepared at the request of and for its use by the Subscriber only. The Subscriber shall use the contents of the Report merely as an aid to its business. Mira Inform Private Limited ("MIPL") has collated information/data in the Report, which have not been verified unless otherwise specifically mentioned in the Report. The Subscriber shall independently verify the accuracy and correctness of the information/data before in any way acting upon the same. MIPL shall not be liable for any harm, injury, loss or damage caused to the Subscriber due to default by the Subscriber's debtors/beneficiaries in fulfilling their obligations of any nature whatsoever. This Report or any of its portion shall not be used as a documentary evidence or otherwise before any investigative agencies or forum of law. This Report is confidential and proprietary to MIPL. The Subscriber and/or any other person(s) may not reproduce, publish or disclose any of the contents of the Report to others without the express authorization of MIPL. This Report is prepared and issued to the Subscriber without any risk, responsibility or liability on the part of MIPL or its officials.

**RAWMET RESOURCES PRIVATE LIMITED - 520222**

**PAGE NO. : 10**

**Authorised Capital :**

No. of Shares	Type	Value	Amount
1500000	Equity Shares	INR 10/- each	INR 15.000 Million

**Issued, Subscribed & Paid-up Capital :**

No. of Shares	Type	Value	Amount
1368500	Equity Shares	INR 10/- each	INR 13.685 Million

**FINANCIAL DATA**  
*[all figures are in INR Million]*

**ABRIDGED BALANCE SHEET**

<b>SOURCES OF FUNDS</b>	<b>31.03.2017</b>	<b>31.03.2016</b>	<b>31.03.2015</b>
<b>I. EQUITY AND LIABILITIES</b>			
(1) Shareholders' Funds			
(a) Share Capital	13.685	13.685	13.685
(b) Reserves and Surplus	791.414	676.432	694.741
(c) Money received against share warrants	0.000	0.000	0.000
(2) Share Application money pending allotment	0.000	0.000	0.000
<b>Total Shareholders' Funds (1) + (2)</b>	<b>805.099</b>	<b>690.117</b>	<b>708.426</b>
(3) Non-Current Liabilities			
(a) long-term borrowings	0.000	0.000	0.000
(b) Deferred tax liabilities (Net)	0.000	0.000	0.000
(c) Other long-term liabilities	0.000	0.000	0.000
(d) long-term provisions	0.000	0.000	0.000
<b>Total Non-current Liabilities (3)</b>	<b>0.000</b>	<b>0.000</b>	<b>0.000</b>
(4) Current Liabilities			
(a) Short-term borrowings	270.000	60.000	0.000
(b) Trade payables	2470.492	1416.484	2396.255
(c) Other current liabilities	522.916	41.646	69.014
(d) Short-term provisions	204.794	185.298	60.808
<b>Total Current Liabilities (4)</b>	<b>3468.202</b>	<b>1703.428</b>	<b>2526.077</b>
<b>TOTAL</b>	<b>4273.301</b>	<b>2393.545</b>	<b>3234.503</b>
<b>II. ASSETS</b>			
(1) Non-current assets			
(a) Fixed Assets			
(i) Tangible assets	309.133	144.707	146.142
(ii) Intangible Assets	0.273	0.362	0.240
(iii) Tangible assets capital work-in-progress	0.000	101.558	53.774
(iv) Intangible assets under development	0.000	0.000	0.000
(b) Non-current Investments	93.929	105.753	80.133
(c) Deferred tax assets (net)	8.948	1.066	0.788
(d) Long-term loans and advances	28.390	29.614	17.919
(e) Other Non-current assets	75.538	43.790	23.436
<b>Total Non-Current Assets</b>	<b>516.211</b>	<b>426.850</b>	<b>322.432</b>

**DISCLAIMER** : This Report is **PRIVATE & CONFIDENTIAL** and it is prepared at the request of and for its use by the Subscriber only. The Subscriber shall use the contents of the Report merely as an aid to its business. Mira Inform Private Limited ("MIPL") has collated information/data in the Report, which have not been verified unless otherwise specifically mentioned in the Report. The Subscriber shall independently verify the accuracy and correctness of the information/data before in any way acting upon the same. MIPL shall not be liable for any harm, injury, loss or damage caused to the Subscriber due to default by the Subscriber's debtors/beneficiaries in fulfilling their obligations of any nature whatsoever. This Report or any of its portion shall not be used as a documentary evidence or otherwise before any investigative agencies or forum of law. This Report is confidential and proprietary to MIPL. The Subscriber and/or any other person(s) may not reproduce, publish or disclose any of the contents of the Report to others without the express authorization of MIPL. This Report is prepared and issued to the Subscriber without any risk, responsibility or liability on the part of MIPL or its officials.

**RAWMET RESOURCES PRIVATE LIMITED - 520222**

**PAGE NO. : 12**

(2) Current assets			
(a) Current investments	174.431	182.327	309.438
(b) Inventories	1746.119	947.079	1759.035
(c) Trade receivables	1324.794	434.991	499.987
(d) Cash and bank balances	262.474	174.357	189.875
(e) Short-term loans and advances	244.082	223.231	147.216
(f) Other current assets	5.190	4.710	6.520
<b>Total Current Assets</b>	<b>3757.090</b>	<b>1966.695</b>	<b>2912.071</b>
<b>TOTAL</b>	<b>4273.301</b>	<b>2393.545</b>	<b>3234.503</b>

**PROFIT & LOSS ACCOUNT**

	<b>PARTICULARS</b>	<b>31.03.2017</b>	<b>31.03.2016</b>	<b>31.03.2015</b>
	<b>SALES</b>			
	Total Revenue from operations	12694.437	5387.543	5515.752
	Other Income	854.826	920.178	277.697
	<b>TOTAL</b>	<b>13549.263</b>	<b>6307.721</b>	<b>5793.449</b>
<b>Less</b>	<b>EXPENSES</b>			
	Cost of Materials Consumed	0.000	0.000	0.000
	Purchases of Stock-in-Trade	11489.992	3829.246	5500.654
	Changes in inventories of finished goods, work-in-progress and Stock-in-Trade	(799.041)	811.956	(840.627)
	Employee benefit expense	918.807	214.163	144.142
	Expenditure on production, transportation and Other expenditure pertaining to exploration and production activities	1119.161	518.370	562.117
	CSR expenditure	1.402	1.220	0.000
	Other expenses	45.206	33.110	35.560
	Exceptional items before tax	(1.918)	0.002	(0.130)
	Extraordinary items before tax	(105.263)	105.020	66.628
	<b>TOTAL</b>	<b>12668.346</b>	<b>5513.087</b>	<b>5468.344</b>
	<b>PROFIT/ (LOSS) BEFORE INTEREST, TAX, DEPRECIATION AND AMORTISATION</b>	<b>880.917</b>	<b>794.634</b>	<b>325.105</b>
<b>Less</b>	<b>FINANCIAL EXPENSES</b>	31.779	16.661	15.294
	<b>PROFIT / (LOSS) BEFORE TAX, DEPRECIATION AND AMORTISATION</b>	<b>849.138</b>	<b>777.973</b>	<b>309.811</b>
<b>Less/ Add</b>	<b>DEPRECIATION/ AMORTISATION</b>	6.193	3.577	3.786
	<b>PROFIT/ (LOSS) BEFORE TAX</b>	<b>842.945</b>	<b>774.396</b>	<b>306.025</b>

**DISCLAIMER** : This Report is **PRIVATE & CONFIDENTIAL** and it is prepared at the request of and for its use by the Subscriber only. The Subscriber shall use the contents of the Report merely as an aid to its business. Mira Inform Private Limited ("MIPL") has collated information/data in the Report, which have not been verified unless otherwise specifically mentioned in the Report. The Subscriber shall independently verify the accuracy and correctness of the information/data before in any way acting upon the same. MIPL shall not be liable for any harm, injury, loss or damage caused to the Subscriber due to default by the Subscriber's debtors/beneficiaries in fulfilling their obligations of any nature whatsoever. This Report or any of its portion shall not be used as a documentary evidence or otherwise before any investigative agencies or forum of law. This Report is confidential and proprietary to MIPL. The Subscriber and/or any other person(s) may not reproduce, publish or disclose any of the contents of the Report to others without the express authorization of MIPL. This Report is prepared and issued to the Subscriber without any risk, responsibility or liability on the part of MIPL or its officials.

**RAWMET RESOURCES PRIVATE LIMITED - 520222**

**PAGE NO. : 13**

<b>Less</b>	<b>TAX</b>	136.771	140.584	64.819
	<b>PROFIT/ (LOSS) AFTER TAX</b>	<b>706.174</b>	<b>633.812</b>	<b>241.206</b>
	<b>EARNINGS IN FOREIGN CURRENCY</b>			
	F.O.B. Value of Exports	986.085	1033.487	388.639
	<b>TOTAL EARNINGS</b>	<b>986.085</b>	<b>1033.487</b>	<b>388.639</b>
	<b>Earnings / (Loss) Per Share (INR)</b>	<b>516.02</b>	<b>463.14</b>	<b>176.26</b>

**CURRENT MATURITIES OF LONG TERM DEBT DETAILS**

Particulars	31.03.2017	31.03.2016	31.03.2015
Current Maturities of Long term debt	NA	NA	NA
Cash generated from operations	(31.696)	1.036	356.641
Net cash flow from operating activity	(63.205)	(244.568)	225.193

**KEY RATIOS**

**EFFICIENCY RATIOS**

PARTICULARS	31.03.2017	31.03.2016	31.03.2015
Average Collection Days (Sundry Debtors / Income * 365 Days)	38.09	29.47	33.09
Account Receivables Turnover (Income / Sundry Debtors)	9.58	12.39	11.03
Average Payment Days (Sundry Creditors / Purchases * 365 Days)	78.48	135.02	159.01
Inventory Turnover (Operating Income / Inventories)	0.50	0.84	0.18
Asset Turnover (Operating Income / Net Fixed Assets)	2.85	3.22	1.62

**LEVERAGE RATIOS**

PARTICULARS	31.03.2017	31.03.2016	31.03.2015
-------------	------------	------------	------------

**DISCLAIMER** : This Report is **PRIVATE & CONFIDENTIAL** and it is prepared at the request of and for its use by the Subscriber only. The Subscriber shall use the contents of the Report merely as an aid to its business. Mira Inform Private Limited ("MIPL") has collated information/data in the Report, which have not been verified unless otherwise specifically mentioned in the Report. The Subscriber shall independently verify the accuracy and correctness of the information/data before in any way acting upon the same. MIPL shall not be liable for any harm, injury, loss or damage caused to the Subscriber due to default by the Subscriber's debtors/beneficiaries in fulfilling their obligations of any nature whatsoever. This Report or any of its portion shall not be used as a documentary evidence or otherwise before any investigative agencies or forum of law. This Report is confidential and proprietary to MIPL. The Subscriber and/or any other person(s) may not reproduce, publish or disclose any of the contents of the Report to others without the express authorization of MIPL. This Report is prepared and issued to the Subscriber without any risk, responsibility or liability on the part of MIPL or its officials.

**RAWMET RESOURCES PRIVATE LIMITED - 520222**

**PAGE NO. : 14**

Debt Ratio (Borrowing + Current Liabilities) / Total Assets)	0.81	0.71	0.78
Debt Equity Ratio (Total Liability / Networth)	0.34	0.09	0.00
Current Liabilities to Networth (Current Liabilities / Net Worth)	4.31	2.47	3.57
Fixed Assets to Networth (Net Fixed Assets / Networth)	0.38	0.36	0.28
Interest Coverage Ratio (PBIT / Financial Charges)	27.72	47.69	21.26

**PROFITABILITY RATIOS**

PARTICULARS		31.03.2017	31.03.2016	31.03.2015
Net Profit Margin ((PAT / Sales) * 100)	%	5.56	11.76	4.37
Return on Total Assets ((PAT / Total Assets) * 100)	%	16.53	26.48	7.46
Return on Investment (ROI) ((PAT / Networth) * 100)	%	87.71	91.84	34.05

**SOLVENCY RATIOS**

PARTICULARS		31.03.2017	31.03.2016	31.03.2015
Current Ratio (Current Assets / Current Liabilities)		1.08	1.15	1.15
Quick Ratio ((Current Assets – Inventories) / Current Liabilities)		0.58	0.60	0.46
G-Score Ratio Financial (Networth / Total Assets)		0.19	0.29	0.22
G-Score Ratio Debt (Debts / Equity Capital)		19.73	4.38	0.00
G-Score Ratio Liquidity (Total Current Assets / Total Current Liabilities)		1.08	1.15	1.15

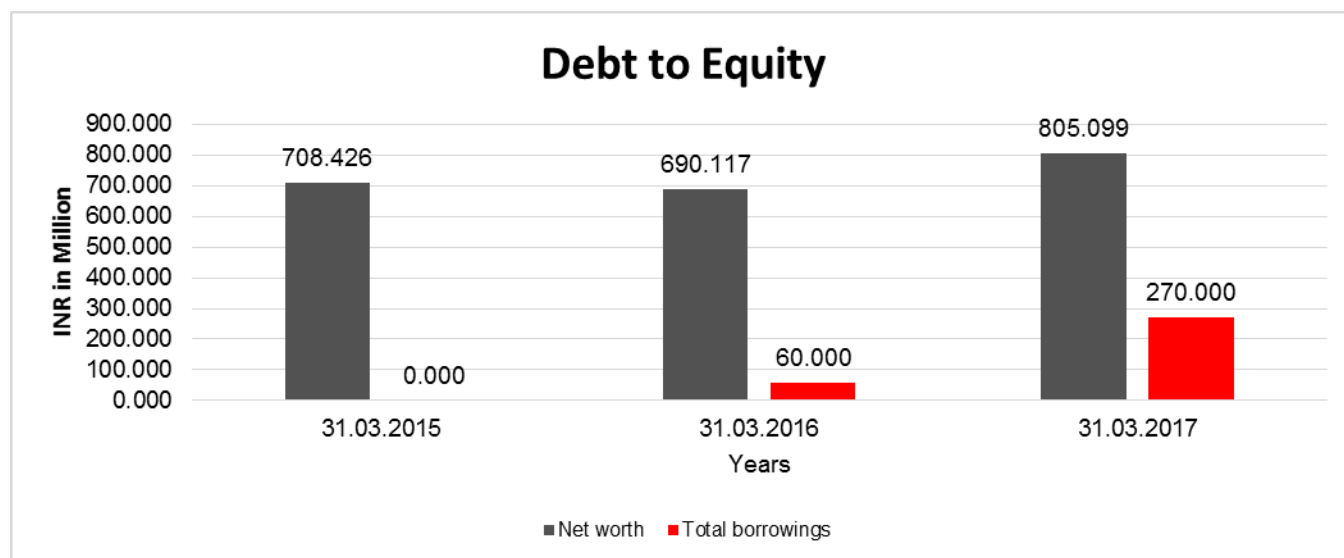
**DISCLAIMER** : This Report is **PRIVATE & CONFIDENTIAL** and it is prepared at the request of and for its use by the Subscriber only. The Subscriber shall use the contents of the Report merely as an aid to its business. Mira Inform Private Limited ("MIPL") has collated information/data in the Report, which have not been verified unless otherwise specifically mentioned in the Report. The Subscriber shall independently verify the accuracy and correctness of the information/data before in any way acting upon the same. MIPL shall not be liable for any harm, injury, loss or damage caused to the Subscriber due to default by the Subscriber's debtors/beneficiaries in fulfilling their obligations of any nature whatsoever. This Report or any of its portion shall not be used as a documentary evidence or otherwise before any investigative agencies or forum of law. This Report is confidential and proprietary to MIPL. The Subscriber and/or any other person(s) may not reproduce, publish or disclose any of the contents of the Report to others without the express authorization of MIPL. This Report is prepared and issued to the Subscriber without any risk, responsibility or liability on the part of MIPL or its officials.

Total Liability = Short-term Debt + Long-term Debt + Current Maturities of Long-term debts

**FINANCIAL ANALYSIS**  
*[all figures are INR Million]*

**DEBT EQUITY RATIO**

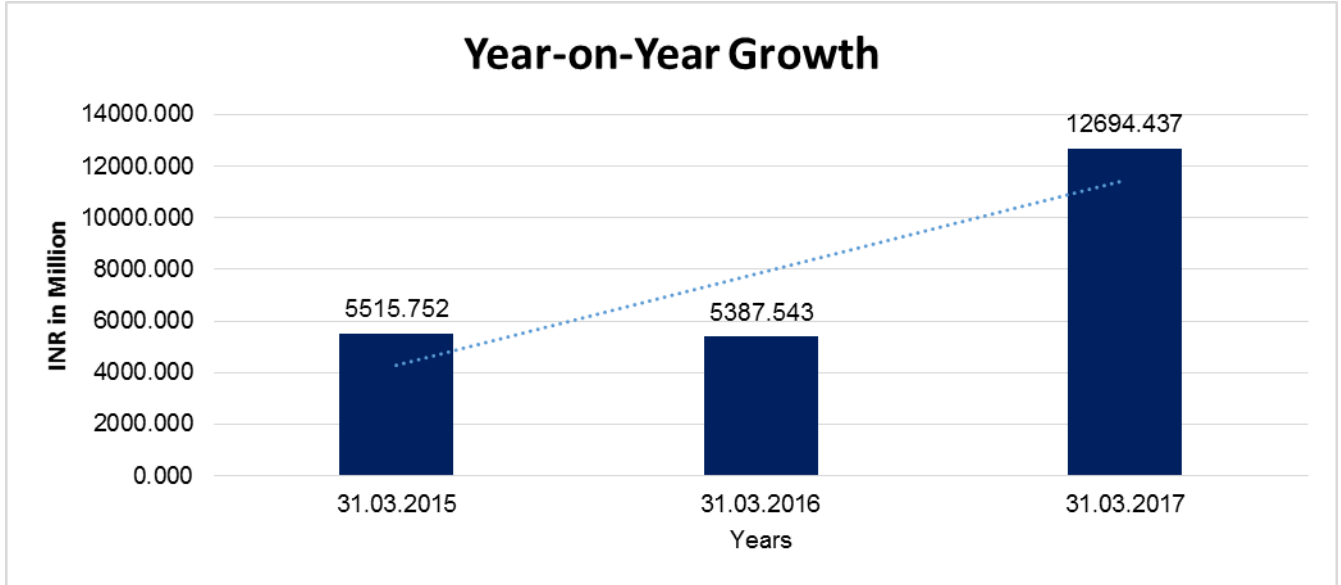
Particular	31.03.2015 (INR In Million)	31.03.2016 (INR In Million)	31.03.2017 (INR In Million)
Share Capital	13.685	13.685	13.685
Reserves & Surplus	694.741	676.432	791.414
<b>Net worth</b>	<b>708.426</b>	<b>690.117</b>	<b>805.099</b>
Long-term borrowings	0.000	0.000	0.000
Short term borrowings	0.000	60.000	270.000
<b>Total borrowings</b>	<b>0.000</b>	<b>60.000</b>	<b>270.000</b>
<b>Debt/Equity ratio</b>	<b>0.000</b>	<b>0.087</b>	<b>0.335</b>



**YEAR-ON-YEAR GROWTH**

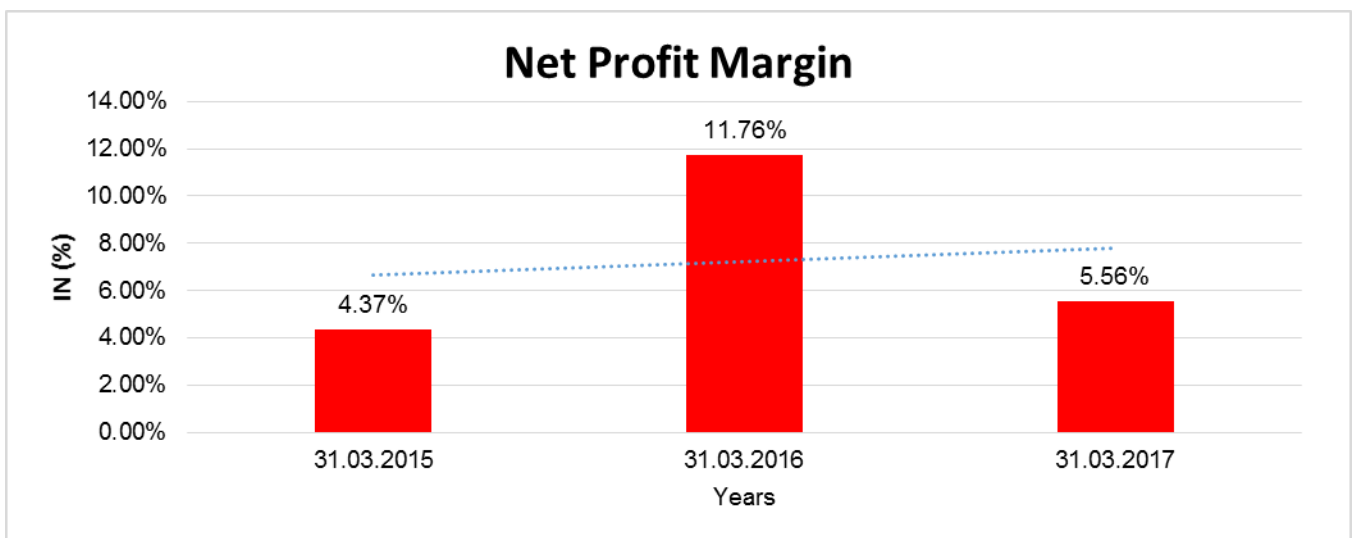
Year on Year Growth	31.03.2015 (INR In Million)	31.03.2016 (INR In Million)	31.03.2017 (INR In Million)
Sales	5515.752	5387.543	12694.437
	0.000	(2.324)	135.626

**DISCLAIMER** : This Report is **PRIVATE & CONFIDENTIAL** and it is prepared at the request of and for its use by the Subscriber only. The Subscriber shall use the contents of the Report merely as an aid to its business. Mira Inform Private Limited ("MIPL") has collated information/data in the Report, which have not been verified unless otherwise specifically mentioned in the Report. The Subscriber shall independently verify the accuracy and correctness of the information/data before in any way acting upon the same. MIPL shall not be liable for any harm, injury, loss or damage caused to the Subscriber due to default by the Subscriber's debtors/beneficiaries in fulfilling their obligations of any nature whatsoever. This Report or any of its portion shall not be used as a documentary evidence or otherwise before any investigative agencies or forum of law. This Report is confidential and proprietary to MIPL. The Subscriber and/or any other person(s) may not reproduce, publish or disclose any of the contents of the Report to others without the express authorization of MIPL. This Report is prepared and issued to the Subscriber without any risk, responsibility or liability on the part of MIPL or its officials.



**NET PROFIT MARGIN**

Net Profit Margin	31.03.2015	31.03.2016	31.03.2017
	(INR In Million)	(INR In Million)	(INR In Million)
Sales	5515.752	5387.543	12694.437
Profit/ (Loss)	241.206	633.812	706.174
	<b>4.37 %</b>	<b>11.76 %</b>	<b>5.56 %</b>



**DISCLAIMER** : This Report is **PRIVATE & CONFIDENTIAL** and it is prepared at the request of and for its use by the Subscriber only. The Subscriber shall use the contents of the Report merely as an aid to its business. Mira Inform Private Limited ("MIPL") has collated information/data in the Report, which have not been verified unless otherwise specifically mentioned in the Report. The Subscriber shall independently verify the accuracy and correctness of the information/data before in any way acting upon the same. MIPL shall not be liable for any harm, injury, loss or damage caused to the Subscriber due to default by the Subscriber's debtors/beneficiaries in fulfilling their obligations of any nature whatsoever. This Report or any of its portion shall not be used as a documentary evidence or otherwise before any investigative agencies or forum of law. This Report is confidential and proprietary to MIPL. The Subscriber and/or any other person(s) may not reproduce, publish or disclose any of the contents of the Report to others without the express authorization of MIPL. This Report is prepared and issued to the Subscriber without any risk, responsibility or liability on the part of MIPL or its officials.

**ABRIDGED BALANCE SHEET – (CONSOLIDATED)**

SOURCES OF FUNDS	31.03.2017	31.03.2016
<b>I. EQUITY AND LIABILITIES</b>		
(1) Shareholders' Funds		
(a) Share Capital	13.685	13.685
(b) Reserves and Surplus	1502.128	2078.645
(c) Money received against share warrants	0.000	0.000
(d) Minority interest	32.842	14.535
(2) Share Application money pending allotment	0.000	0.000
<b>Total Shareholders' Funds (1) + (2)</b>	<b>1515.813</b>	<b>2092.330</b>
(3) Non-Current Liabilities		
(a) long-term borrowings	0.000	0.000
(b) Deferred tax liabilities (Net)	0.000	0.000
(c) Other long-term liabilities	0.000	0.000
(d) long-term provisions	0.000	0.000
<b>Total Non-current Liabilities (3)</b>	<b>0.000</b>	<b>0.000</b>
(4) Current Liabilities		
(a) Short-term borrowings	275.018	60.181
(b) Trade payables	2471.800	1417.735
(c) Other current liabilities	523.777	42.109
(d) Short-term provisions	205.075	185.325
<b>Total Current Liabilities (4)</b>	<b>3475.670</b>	<b>1705.350</b>
<b>TOTAL</b>	<b>5024.325</b>	<b>3812.215</b>
<b>II. ASSETS</b>		
(1) Non-current assets		
(a) Fixed Assets		
(i) Tangible assets	353.777	188.165
(ii) Intangible Assets	81.420	91.046
(iii) Tangible assets capital work-in-progress	0.000	101.558
(iv) Intangible assets under development	0.000	0.000
(b) Non-current Investments	1.000	1.000
(c) Deferred tax assets (net)	11.122	1.066
(d) Long-term loans and advances	30.691	30.715
(e) Other Non-current assets	75.538	43.790
<b>Total Non-Current Assets</b>	<b>553.548</b>	<b>457.340</b>
(2) Current assets		
(a) Current investments	174.431	182.327
(b) Inventories	1769.849	980.814

**DISCLAIMER** : This Report is **PRIVATE & CONFIDENTIAL** and it is prepared at the request of and for its use by the Subscriber only. The Subscriber shall use the contents of the Report merely as an aid to its business. Mira Inform Private Limited ("MIPL") has collated information/data in the Report, which have not been verified unless otherwise specifically mentioned in the Report. The Subscriber shall independently verify the accuracy and correctness of the information/data before in any way acting upon the same. MIPL shall not be liable for any harm, injury, loss or damage caused to the Subscriber due to default by the Subscriber's debtors/beneficiaries in fulfilling their obligations of any nature whatsoever. This Report or any of its portion shall not be used as a documentary evidence or otherwise before any investigative agencies or forum of law. This Report is confidential and proprietary to MIPL. The Subscriber and/or any other person(s) may not reproduce, publish or disclose any of the contents of the Report to others without the express authorization of MIPL. This Report is prepared and issued to the Subscriber without any risk, responsibility or liability on the part of MIPL or its officials.

**RAWMET RESOURCES PRIVATE LIMITED - 520222**

**PAGE NO. : 18**

(c) Trade receivables		1324.795	434.991
(d) Cash and bank balances		266.890	180.200
(e) Short-term loans and advances		886.170	1496.926
(f) Other current assets		48.642	79.617
<b>Total Current Assets</b>		<b>4470.777</b>	<b>3354.875</b>
<b>TOTAL</b>		<b>5024.325</b>	<b>3812.215</b>

**PROFIT & LOSS ACCOUNT- (CONSOLIDATED)**

	<b>PARTICULARS</b>	<b>31.03.2017</b>	<b>31.03.2016</b>
	<b>SALES</b>		
	Total Revenue from operations	12771.682	5369.478
	Other Income	207.039	201.765
	<b>TOTAL</b>	<b>12978.721</b>	<b>5571.243</b>
<b>Less</b>	<b>EXPENSES</b>		
	Cost of Materials Consumed	32.846	17.340
	Purchases of Stock-in-Trade	11489.991	3829.245
	Changes in inventories of finished goods, work-in-progress and Stock-in-Trade	(780.170)	778.244
	Employee benefit expense	923.028	216.187
	Expenditure on production, transportation and Other expenditure pertaining to exploration and production activities	1159.786	527.768
	CSR expenditure	1.402	1.220
	Other expenses	43.684	32.226
	Prior period items before tax	0.000	0.000
	Exceptional items before tax	(1.918)	0.002
	Extraordinary items before tax	(105.606)	105.020
	<b>TOTAL</b>	<b>12763.043</b>	<b>5507.252</b>
	<b>PROFIT/ (LOSS) BEFORE INTEREST, TAX, DEPRECIATION AND AMORTISATION</b>	<b>215.678</b>	<b>63.991</b>
<b>Less</b>	<b>FINANCIAL EXPENSES</b>	39.398	21.942
	<b>PROFIT / (LOSS) BEFORE TAX, DEPRECIATION AND AMORTISATION</b>	<b>176.280</b>	<b>42.049</b>
<b>Less/ Add</b>	<b>DEPRECIATION/ AMORTISATION</b>	10.590	10.114
	<b>PROFIT/ (LOSS) BEFORE TAX</b>	<b>165.690</b>	<b>31.935</b>
<b>Less</b>	<b>TAX</b>	134.918	140.584

**DISCLAIMER** : This Report is **PRIVATE & CONFIDENTIAL** and it is prepared at the request of and for its use by the Subscriber only. The Subscriber shall use the contents of the Report merely as an aid to its business. Mira Inform Private Limited ("MIPL") has collated information/data in the Report, which have not been verified unless otherwise specifically mentioned in the Report. The Subscriber shall independently verify the accuracy and correctness of the information/data before in any way acting upon the same. MIPL shall not be liable for any harm, injury, loss or damage caused to the Subscriber due to default by the Subscriber's debtors/beneficiaries in fulfilling their obligations of any nature whatsoever. This Report or any of its portion shall not be used as a documentary evidence or otherwise before any investigative agencies or forum of law. This Report is confidential and proprietary to MIPL. The Subscriber and/or any other person(s) may not reproduce, publish or disclose any of the contents of the Report to others without the express authorization of MIPL. This Report is prepared and issued to the Subscriber without any risk, responsibility or liability on the part of MIPL or its officials.

**RAWMET RESOURCES PRIVATE LIMITED - 520222**

**PAGE NO. : 19**

	<b>PROFIT/ (LOSS) AFTER TAX</b>		<b>30.772</b>	<b>(108.649)</b>
	Profit (loss) of minority interest		(11.088)	1.936
	<b>TOTAL PROFIT (LOSS) FOR PERIOD</b>		<b>19.684</b>	<b>(106.714)</b>
	<b>Earnings / (Loss) Per Share (INR)</b>		<b>22.49</b>	<b>(79.39)</b>

**LOCAL AGENCY FURTHER INFORMATION**

Sr. No.	Check list by info agents	Available in Report (Yes/No)
1	Year of establishment	Yes
2	Constitution of the entity -Incorporation details	Yes
3	Locality of the entity	Yes
4	Premises details	Yes
5	Buyer visit details	--
6	Contact numbers	Yes
7	Name of the person contacted	Yes
8	Designation of contact person	Yes
9	Promoter's background	Yes
10	Date of Birth of Proprietor / Partners / Directors	Yes
11	Pan Card No. of Proprietor / Partners	Yes
12	Voter Id Card No. of Proprietor / Partners	No
13	Type of business	Yes
14	Line of Business	Yes
15	Export/import details (if applicable)	Yes
16	No. of employees	Yes
17	Details of sister concerns	Yes
18	Major suppliers	No
19	Major customers	No
20	Banking Details	Yes
21	Banking facility details	Yes
22	Conduct of the banking account	--
23	Financials, if provided	Yes
24	Capital in the business	Yes
25	Last accounts filed at ROC, if applicable	Yes
26	Turnover of firm for last three years	Yes
27	Reasons for variation <> 20%	--
28	Estimation for coming financial year	No
29	Profitability for last three years	Yes
30	Major shareholders, if available	Yes

**DISCLAIMER** : This Report is **PRIVATE & CONFIDENTIAL** and it is prepared at the request of and for its use by the Subscriber only. The Subscriber shall use the contents of the Report merely as an aid to its business. Mira Inform Private Limited ("MIPL") has collated information/data in the Report, which have not been verified unless otherwise specifically mentioned in the Report. The Subscriber shall independently verify the accuracy and correctness of the information/data before in any way acting upon the same. MIPL shall not be liable for any harm, injury, loss or damage caused to the Subscriber due to default by the Subscriber's debtors/beneficiaries in fulfilling their obligations of any nature whatsoever. This Report or any of its portion shall not be used as a documentary evidence or otherwise before any investigative agencies or forum of law. This Report is confidential and proprietary to MIPL. The Subscriber and/or any other person(s) may not reproduce, publish or disclose any of the contents of the Report to others without the express authorization of MIPL. This Report is prepared and issued to the Subscriber without any risk, responsibility or liability on the part of MIPL or its officials.

**RAWMET RESOURCES PRIVATE LIMITED - 520222**

**PAGE NO. : 20**

31	External Agency Rating, if available	No
32	Litigations that the firm/promoter involved in	--
33	Market information	--
34	Payments terms	Yes
35	Negative Reporting by Auditors in the Annual Report	No

**Note:** The registered address of the company has been shifted from 40/7, Ballygunge Circle road, ballygunge, Kolkata – 700019, West Bengal, India to the present registered address.

**CORPORATE INFORMATION**

The Company is engaged in international trading of steel plant raw materials like iron ore, coal, lam coke etc and providing international consultancy services in the same field.

**UNSECURED LOAN**

Unsecured Loan	31.03.2017 (INR in Million)	31.03.2016 (INR in Million)
<b>Short-term borrowings</b>		
Loans and advances from related parties	270.000	60.000
<b>Total</b>	<b>270.000</b>	<b>60.000</b>

**INDEX OF CHARGES:**

SN o	SRN	Charge Id	Charge Holder Name	Date of Creation	Date of Modification	Date of Satisfaction	Amount	Address
1	G716 9771 8	10574 293	Standard Chartered Bank	23/04/2015	22/11/2017	-	51000000.0	SME BANKING, 19 N S Road, Kolkata – 700001, West Bengal, India
2	C740 2426 6	10495 582	ICICI BANK LIMITED	14/02/2014	09/09/2015	-	280000000.0	LANDMARKRACE COURSE CIRCLE, ALKAPURI, BARODA – 390015, Gujarat, India
3	G720 9776 9	10113 592	Standard Chartered Bank	04/07/2008	23/11/2017	-	300000000.0	SME BANKING, 19 N S Road, Kolkata – 700001, West Bengal, India
4	A195 8689 0	80032 602	BANK OF BARODA	16/02/2006	-	09/07/2007	570000000.0	BHUBANESHWAR MAIN BRANCH9, 1/92 BAPUJI NAGAR, BHUBANESHWAR – 751009, Orissa, India

**DISCLAIMER :** This Report is **PRIVATE & CONFIDENTIAL** and it is prepared at the request of and for its use by the Subscriber only. The Subscriber shall use the contents of the Report merely as an aid to its business. Mira Inform Private Limited ("MIPL") has collated information/data in the Report, which have not been verified unless otherwise specifically mentioned in the Report. The Subscriber shall independently verify the accuracy and correctness of the information/data before in any way acting upon the same. MIPL shall not be liable for any harm, injury, loss or damage caused to the Subscriber due to default by the Subscriber's debtors/beneficiaries in fulfilling their obligations of any nature whatsoever. This Report or any of its portion shall not be used as a documentary evidence or otherwise before any investigative agencies or forum of law. This Report is confidential and proprietary to MIPL. The Subscriber and/or any other person(s) may not reproduce, publish or disclose any of the contents of the Report to others without the express authorization of MIPL. This Report is prepared and issued to the Subscriber without any risk, responsibility or liability on the part of MIPL or its officials.

**FIXED ASSETS**

- Land
- Buildings
- Office building
- Plant and equipment
- Furniture and fixtures
- Vehicles
- Motor vehicles
- Office equipment
- Computer equipments

**CMT REPORT (Corruption, Money Laundering & Terrorism]**

The Public Notice information has been collected from various sources including but not limited to: **The Courts, India Prisons Service, Interpol, etc.**

**1] INFORMATION ON DESIGNATED PARTY**

No records exist designating subject or any of its beneficial owners, controlling shareholders or senior officers as terrorist or terrorist organization or whom notice had been received that all financial transactions involving their assets have been blocked or convicted, found guilty or against whom a judgement or order had been entered in a proceedings for violating money-laundering, anti-corruption or bribery or international economic or anti-terrorism sanction laws or whose assets were seized, blocked, frozen or ordered forfeited for violation of money laundering or international anti-terrorism laws.

**2] Court Declaration :**

No records exist to suggest that subject is or was the subject of any formal or informal allegations, prosecutions or other official proceeding for making any prohibited payments or other improper payments to government officials for engaging in prohibited transactions or with designated parties.

**3] Asset Declaration :**

No records exist to suggest that the property or assets of the subject are derived from criminal conduct or a prohibited transaction.

**4] Record on Financial Crime :**

Charges or conviction registered against subject: **None**

**5] Records on Violation of Anti-Corruption Laws :**

Charges or investigation registered against subject: **None**

**6] Records on Int'l Anti-Money Laundering Laws/Standards :**

Charges or investigation registered against subject: **None**

**7] Criminal Records**

No available information exist that suggest that subject or any of its principals have been formally charged or convicted by a competent governmental authority for any financial crime or under any formal investigation by a competent government authority for any violation of anti-corruption laws or international anti-money laundering laws or standard.

**8] Affiliation with Government :**

No record exists to suggest that any director or indirect owners, controlling shareholders, director, officer or employee of the company is a government official or a family member or close business associate of a Government official.

**9] Compensation Package :**

Our market survey revealed that the amount of compensation sought by the subject is fair and reasonable and comparable to compensation paid to others for similar services.

**10] Press Report :**

No press reports / filings exists on the subject.

**CORPORATE GOVERNANCE**

MIRA INFORM as part of its Due Diligence do provide comments on Corporate Governance to identify management and governance. These factors often have been predictive and in some cases have created vulnerabilities to credit deterioration.

Our Governance Assessment focuses principally on the interactions between a company's management, its Board of Directors, Shareholders and other financial stakeholders.

**CONTRAVENTION**

Subject is not known to have contravened any existing local laws, regulations or policies that prohibit, restrict or otherwise affect the terms and conditions that could be included in the agreement with the subject.

**FOREIGN EXCHANGE RATES**

Currency	Unit	INR
US Dollar	1	INR 68.29
UK Pound	1	INR 90.51
Euro	1	INR 80.10

**INFORMATION DETAILS**

<b>Information Gathered by :</b>	TEJ
<b>Analysis Done by :</b>	PRI
<b>Report Prepared by :</b>	SUJ

**SCORE FACTORS**

DEMERIT POINTS		
--BANK CHARGES	YES/NO	YES
--LITIGATION	YES/NO	NO
--OTHER ADVERSE INFORMATION	YES/NO	NO
MERIT POINTS		
--SOLE DISTRIBUTORSHIP	YES/NO	NO
--EXPORT ACTIVITIES	YES/NO	YES
--AFFILIATION	YES/NO	YES
--LISTED	YES/NO	NO
--OTHER MERIT FACTORS	YES/NO	YES

**RATING EXPLANATIONS**

Credit Rating	Explanation	Rating Comments
A++	Minimum Risk	Business dealings permissible with minimum risk of default
A+	Low Risk	Business dealings permissible with low risk of default
A	Acceptable Risk	Business dealings permissible with moderate risk of default
B	Medium Risk	Business dealings permissible on a regular monitoring basis
C	Medium High Risk	Business dealings permissible preferably on secured basis
D	High Risk	Business dealing not recommended or on secured terms only
NB	New Business	No recommendation can be done due to business in infancy stage
NT	No Trace	No recommendation can be done as the business is not traceable

NB is stated where there is insufficient information to facilitate rating. However, it is not to be considered as unfavourable.

This score serves as a reference to assess SC's credit risk and to set the amount of credit to be extended. It is calculated from a composite of weighted scores obtained from each of the major sections of this report. The assessed factors are as follows:

- Financial condition covering various ratios
- Company background and operations size
- Promoters / Management background
- Payment record
- Litigation against the subject
- Industry scenario / competitor analysis
- Supplier / Customer / Banker review (wherever available)

**DISCLAIMER** : This Report is **PRIVATE & CONFIDENTIAL** and it is prepared at the request of and for its use by the Subscriber only. The Subscriber shall use the contents of the Report merely as an aid to its business. Mira Inform Private Limited ("MIPL") has collated information/data in the Report, which have not been verified unless otherwise specifically mentioned in the Report. The Subscriber shall independently verify the accuracy and correctness of the information/data before in any way acting upon the same. MIPL shall not be liable for any harm, injury, loss or damage caused to the Subscriber due to default by the Subscriber's debtors/beneficiaries in fulfilling their obligations of any nature whatsoever. This Report or any of its portion shall not be used as a documentary evidence or otherwise before any investigative agencies or forum of law. This Report is confidential and proprietary to MIPL. The Subscriber and/or any other person(s) may not reproduce, publish or disclose any of the contents of the Report to others without the express authorization of MIPL. This Report is prepared and issued to the Subscriber without any risk, responsibility or liability on the part of MIPL or its officials.