

MIRA INFORM REPORT

Report No. :	520875
Report Date :	19.07.2018

IDENTIFICATION DETAILS

Name :	A B GRAPHIC INTERNATIONAL LIMITED
Formerly Known As :	BURTON ENGINEERING COMPANY LIMITED
Registered Office :	Celebration House, Stanley Street, Burton-On-Trent Staffordshire DE14 1DY
Country :	United Kingdom
Financials (as on) :	30.04.2017
Date of Incorporation :	15.09.1954
Com. Reg. No.:	00538043
Legal Form :	Private Limited with Share Capital
Line of Business :	<ul style="list-style-type: none"> • Manufacture of other general-purpose machinery n.e.c. • Precision engineering and the design and manufacture of machines and materials, principally for the paper converting trade.
No. of Employees :	236

RATING & COMMENTS

(Mira Inform has adopted New Rating mechanism w.e.f. 23rd January 2017)

MIRA's Rating :

A

Credit Rating	Explanation	Rating Comments
A	Acceptable Risk	Business dealings permissible with moderate risk of default

Status :	Good
Payment Behaviour :	Regular
Litigation :	Clear

NOTES:

Any query related to this report can be made on e-mail: infodept@mirainform.com while quoting report number, name and date.

ECGC Country Risk Classification List

Country Name	Previous Rating (31.12.2017)	Current Rating (01.04.2018)
United Kingdom	A1	A1

Risk Category	ECGC Classification
Insignificant	A1
Low Risk	A2
Moderately Low Risk	B1
Moderate Risk	B2
Moderately High Risk	C1
High Risk	C2
Very High Risk	D

DISCLAIMER : This Report is **PRIVATE & CONFIDENTIAL** and it is prepared at the request of and for its use by the Subscriber only. The Subscriber shall use the contents of the Report merely as an aid to its business. Mira Inform Private Limited ("MIPL") has collated information/data in the Report, which have not been verified unless otherwise specifically mentioned in the Report. The Subscriber shall independently verify the accuracy and correctness of the information/data before in any way acting upon the same. MIPL shall not be liable for any harm, injury, loss or damage caused to the Subscriber due to default by the Subscriber's debtors/beneficiaries in fulfilling their obligations of any nature whatsoever. This Report or any of its portion shall not be used as a documentary evidence or otherwise before any investigative agencies or forum of law. This Report is confidential and proprietary to MIPL. The Subscriber and/or any other person(s) may not reproduce, publish or disclose any of the contents of the Report to others without the express authorization of MIPL. This Report is prepared and issued to the Subscriber without any risk, responsibility or liability on the part of MIPL or its officials.

UNITED KINGDOM - ECONOMIC OVERVIEW

The UK, a leading trading power and financial center, is the third largest economy in Europe after Germany and France. Agriculture is intensive, highly mechanized, and efficient by European standards, producing about 60% of food needs with less than 2% of the labor force. The UK has large coal, natural gas, and oil resources, but its oil and natural gas reserves are declining; the UK has been a net importer of energy since 2005. Services, particularly banking, insurance, and business services, are key drivers of British GDP growth. Manufacturing, meanwhile, has declined in importance but still accounts for about 10% of economic output.

In 2008, the global financial crisis hit the economy particularly hard, due to the importance of its financial sector. Falling home prices, high consumer debt, and the global economic slowdown compounded the UK's economic problems, pushing the economy into recession in the latter half of 2008 and prompting the then BROWN (Labour) government to implement a number of measures to stimulate the economy and stabilize the financial markets. Facing burgeoning public deficits and debt levels, in 2010 the then CAMERON-led coalition government (between Conservatives and Liberal Democrats) initiated an austerity program, which has continued under the Conservative government. However, the deficit still remains one of the highest in the G7, standing at 3.6% of GDP as of 2017, and the UK has pledged to lower its corporation tax from 20% to 17% by 2020. The UK had a debt burden of 90.4% GDP at the end of 2017.

The UK's economy has begun to slow since the referendum vote to leave the EU in June 2016. A sustained depreciation of the British pound has increased consumer and producer prices, weighing on consumer spending without spurring a meaningful increase in exports. The UK has an extensive trade relationship with other EU members through its single market membership and economic observers have warned the exit will jeopardize its position as the central location for European financial services. Prime Minister MAY is seeking a new "deep and special" trade relationship with the EU following the UK's exit. However, economists doubt that the UK will be able to preserve the benefits of EU membership without the obligations. The UK is expected to officially leave the EU by the end of March 2019.

Source : CIA

COMPANY NAME AND ADDRESS

Company Name: A B GRAPHIC INTERNATIONAL LIMITED
Company No: 00538043
Company Status: Active - Accounts Filed
Status Active: Active - Accounts Filed
Registered Address: CELEBRATION HOUSE, STANLEYSTREET, BURTON-ON-TRENTSTAFFORDSHIREDE14 1DY

COMPANY SUMMARY

Registered Address: CELEBRATION HOUSE, STANLEY STREET, BURTON-ON-TRENT STAFFORDSHIRE, DE14 1DY
Trading Address: Celebration House, Stanley Street, Burton-On-Trent Staffordshire DE14 1DY
Website Address: <http://www.abgint.com>
Telephone Number: --
Fax Number: --
TPS: --
FPS: Yes
Incorporation Date: 15/09/1954
Previous Name: BURTON ENGINEERING COMPANY LIMITED
Type: Private limited with Share Capital
FTSE Index: --
Date of Change: 30/04/2003
Filing Date of Accounts: 06/01/2018
Currency: GBP
Share Capital: £20,000
SIC07: 28290
Charity Number: --
SIC07 Description: MANUFACTURE OF OTHER GENERAL-PURPOSE MACHINERY N.E.C.
Principal Activity: Precision engineering and the design and manufacture of machines and materials, principally for the paper converting trade.

ADDITIONAL INFORMATION

CCJ's: 0 (£0)

No CCJ Information To Display

Ultimate Holding Company: G.H.B. (HOLDING) LIMITED
Accountant: --
Mortgages: 6
Group: 5 companies

DISCLAIMER : This Report is **PRIVATE & CONFIDENTIAL** and it is prepared at the request of and for its use by the Subscriber only. The Subscriber shall use the contents of the Report merely as an aid to its business. Mira Inform Private Limited ("MIPL") has collated information/data in the Report, which have not been verified unless otherwise specifically mentioned in the Report. The Subscriber shall independently verify the accuracy and correctness of the information/data before in any way acting upon the same. MIPL shall not be liable for any harm, injury, loss or damage caused to the Subscriber due to default by the Subscriber's debtors/beneficiaries in fulfilling their obligations of any nature whatsoever. This Report or any of its portion shall not be used as a documentary evidence or otherwise before any investigative agencies or forum of law. This Report is confidential and proprietary to MIPL. The Subscriber and/or any other person(s) may not reproduce, publish or disclose any of the contents of the Report to others without the express authorization of MIPL. This Report is prepared and issued to the Subscriber without any risk, responsibility or liability on the part of MIPL or its officials.

Linkages 2 companies
Countries In 2 countries

KEY FINANCIALS

Year to Date	Turnover	Pre Tax Profit	Shareholder's Funds	Employees
30/04/2017	£43,533,716	£6,137,291	£12,701,226	236
30/04/2016	£39,508,962	£3,418,774	£15,724,476	234
30/04/2015	£36,048,829	£3,280,255	£16,032,169	230

MORTGAGE SUMMARY

Total Mortgage	6
Outstanding	1
Satisfied	5

TRADE DEBTORS/ BAD DEBT SUMMARY

Total Number of Documented Trade	0
Total Value of Documented Trade	£0

COMMENTARY

This company has been treated as a Large company in respect of the rating/limit generated.
This company's return on total assets employed ratio indicates a highly efficient use of assets.
This company has made late payments on a medium percentage of invoices.
This company's ratio of total liabilities to total assets indicates the presence of moderate equity funding.
The company has more cash than short term bank borrowings.
This company trades in an industry with a moderate level of corporate failures.

CCJ

Total Number of Exact CCJs -	0	Total Value of Exact CCJs -	
Total Number of Possible CCJs -	0	Total Value of Possible CCJs -	
Total Number of Satisfied	0	Total Value of Satisfied	

DISCLAIMER : This Report is **PRIVATE & CONFIDENTIAL** and it is prepared at the request of and for its use by the Subscriber only. The Subscriber shall use the contents of the Report merely as an aid to its business. Mira Inform Private Limited ("MIPL") has collated information/data in the Report, which have not been verified unless otherwise specifically mentioned in the Report. The Subscriber shall independently verify the accuracy and correctness of the information/data before in any way acting upon the same. MIPL shall not be liable for any harm, injury, loss or damage caused to the Subscriber due to default by the Subscriber's debtors/beneficiaries in fulfilling their obligations of any nature whatsoever. This Report or any of its portion shall not be used as a documentary evidence or otherwise before any investigative agencies or forum of law. This Report is confidential and proprietary to MIPL. The Subscriber and/or any other person(s) may not reproduce, publish or disclose any of the contents of the Report to others without the express authorization of MIPL. This Report is prepared and issued to the Subscriber without any risk, responsibility or liability on the part of MIPL or its officials.

CCJs -		CCJs -	
Total Number of Writs -	-		

Total Current Directors	5	Total Current Secretaries	1
Total Previous Directors / Company Secretaries	6	Total Person's With Significant Control	1

CURRENT DIRECTORS

Title	Mr	Function	Director
Name	Charles Nicholas Burton	Nationality	British
Date of Birth	03/1957	Present Appointments	6
Latest Address	Celebration House, Stanley, Street, Burton- On-Trent, Staffordshire	Appointment Date	30/09/1991
Post Code	DE14 1DY		

Title	Mr	Function	Director
Name	Michael Peter Burton	Nationality	British
Date of Birth	09/1959	Present Appointments	10
Latest Address	Celebration House, Stanley, Street, Burton- On-Trent, Staffordshire	Appointment Date	30/09/1991
Post Code	DE14 1DY		

Title	Mr	Function	Director
Name	Leslie John Lowde	Nationality	British
Date of Birth	02/1956	Present Appointments	8
Latest Address	Celebration House, Stanley, Street, Burton- On-Trent, Staffordshire	Appointment Date	17/12/2004
Post Code	DE14 1DY		

Title	Mr	Function	Director
Name	David Lawson	Nationality	British
Date of Birth	07/1954	Present Appointments	1
Latest Address	Celebration House, Stanley, Street, Burton- On-Trent, Staffordshire	Appointment Date	17/12/2004
Post Code	DE14 1DY		

DISCLAIMER : This Report is **PRIVATE & CONFIDENTIAL** and it is prepared at the request of and for its use by the Subscriber only. The Subscriber shall use the contents of the Report merely as an aid to its business. Mira Inform Private Limited ("MIPL") has collated information/data in the Report, which have not been verified unless otherwise specifically mentioned in the Report. The Subscriber shall independently verify the accuracy and correctness of the information/data before in any way acting upon the same. MIPL shall not be liable for any harm, injury, loss or damage caused to the Subscriber due to default by the Subscriber's debtors/beneficiaries in fulfilling their obligations of any nature whatsoever. This Report or any of its portion shall not be used as a documentary evidence or otherwise before any investigative agencies or forum of law. This Report is confidential and proprietary to MIPL. The Subscriber and/or any other person(s) may not reproduce, publish or disclose any of the contents of the Report to others without the express authorization of MIPL. This Report is prepared and issued to the Subscriber without any risk, responsibility or liability on the part of MIPL or its officials.

Title	Mr	Function	Director
Name	Tony William Harry Bell	Nationality	British
Date of Birth	12/1957	Present Appointments	2
Latest Address	Celebration House, Stanley, Street, Burton- On-Trent, Staffordshire	Appointment Date	17/12/2004
Post Code	DE14 1DY		

CURRENT COMPANY SECRETARY





Title	Mr	Function	Company Secretary
Name	Leslie John Lowde	Nationality	British
Date of Birth	02/1956	Present Appointments	13
Latest Address	Celebration House, Stanley, Street, Burton- On-Trent, Staffordshire	Appointment Date	01/06/1995
Post Code	DE14 1DY		

TOP SHAREHOLDERS

Name	Currency	Share Count	Share Type	Nominal Value	% of Total Share Count
G H B HOLDING LTD	GBP	20,000	ORDINARY	1	100

FINANCIAL












PROFIT & LOSS

	Date Of Accounts	30/04/17	(%)	30/04/16	(%)	30/04/15	(%)	30/04/14	(%)	30/04/13
	Weeks	52	(%)	52	(%)	52	(%)	52	(%)	52
	Currency	GBP	(%)	GBP	(%)	GBP	(%)	GBP	(%)	GBP
	Consolidated A/cs	N	(%)	N	(%)	N	(%)	N	(%)	N
	Turnover	£43,533,716	10.2 %	£39,508,962	9.6 %	£36,048,829	3.6 %	£34,794,340	15 %	£30,255,475
	Export	£38,340,144	15.1 %	£33,313,957	7.3 %	£31,059,671	0.7 %	£30,831,265	20.6 %	£25,568,902
	Cost of Sales	£33,365,491	3.6 %	£32,195,481	10.2 %	£29,224,017	2.2 %	£28,585,979	14.9 %	£24,885,673
	Gross	£10,168,2	39 %	£7,313,48	7.2 %	£6,824,81	9.9 %	£6,208,36	15.6	£5,369,80








DISCLAIMER : This Report is **PRIVATE & CONFIDENTIAL** and it is prepared at the request of and for its use by the Subscriber only. The Subscriber shall use the contents of the Report merely as an aid to its business. Mira Inform Private Limited ("MIPL") has collated information/data in the Report, which have not been verified unless otherwise specifically mentioned in the Report. The Subscriber shall independently verify the accuracy and correctness of the information/data before in any way acting upon the same. MIPL shall not be liable for any harm, injury, loss or damage caused to the Subscriber due to default by the Subscriber's debtors/beneficiaries in fulfilling their obligations of any nature whatsoever. This Report or any of its portion shall not be used as a documentary evidence or otherwise before any investigative agencies or forum of law. This Report is confidential and proprietary to MIPL. The Subscriber and/or any other person(s) may not reproduce, publish or disclose any of the contents of the Report to others without the express authorization of MIPL. This Report is prepared and issued to the Subscriber without any risk, responsibility or liability on the part of MIPL or its officials.

A B GRAPHIC INTERNATIONAL LIMITED - 520875

PAGE NO. : 8

	Profit	25		1		2		1	%	2
	Wages & Salaries	£8,667,920	3.2%	£8,397,520	4.3%	£8,048,351	7.7%	£7,470,621	11.9%	£6,678,701
	Directors Emoluments	£742,525	-18.2%	£908,095	31.4%	£691,087	-3.4%	£715,270	17.8%	£607,147
	Operating Profit	£6,010,360	81.3%	£3,314,793	8.5%	£3,054,000	21.3%	£2,517,077	39.4%	£1,805,722
	Depreciation	£581,936	3.5%	£562,113	10.7%	£507,598	3.9%	£488,476	15.4%	£423,143
	Audit Fees	£26,122	5%	£24,885	-	£24,885	5%	£23,700	5%	£22,575
	Interest Payments	£21,000	50%	£14,000	-	-	-100%	£336,000	43%	£235,000
	Pre Tax Profit	£6,137,291	79.5%	£3,418,774	4.2%	£3,280,255	17.5%	£2,792,041	38.5%	£2,016,600
	Taxation	-£461,102	-53.1%	-£301,133	-133.9%	-£128,765	44.7%	-£232,974	-593.1%	£47,250
	Profit After Tax	£5,676,189	82.1%	£3,117,641	-1.1%	£3,151,490	23.1%	£2,559,067	24%	£2,063,850
	Dividends Payable	£8,000,000	166.7%	£3,000,000	-	-	-	-	-	-
	Retained Profit	-£2,323,811	-999.9%	£117,641	-96.3%	£3,151,490	23.1%	£2,559,067	24%	£2,063,850











BALANCE SHEET

	Date Of Accounts	30/04/17	(%)	30/04/16	(%)	30/04/15	(%)	30/04/14	(%)	30/04/13
	Tangible Assets	£3,037,578	7.6%	£2,821,979	-4.8%	£2,963,238	17.5%	£2,521,062	8.8%	£2,316,698
	Intangible Assets	0	-	0	-	0	-	0	-	0
	Total Fixed Assets	£3,037,578	7.6%	£2,821,979	-4.8%	£2,963,238	17.5%	£2,521,062	8.8%	£2,316,698
	Stock	£9,846,677	19.4%	£8,248,803	1.1%	£8,161,727	28.3%	£6,359,726	-0.2%	£6,369,630
	Trade Debtors	£2,283,828	85%	£1,234,418	-20%	£1,543,461	-27.8%	£2,136,499	36.2%	£1,568,932
	Cash	£9,713,590	-7.9%	£10,551,056	29.9%	£8,120,251	31.3%	£6,183,427	9.1%	£5,668,405
	Other Debtors	£3,399,017	-31.8%	£4,980,460	-23.3%	£6,492,762	12.9%	£5,750,731	51.1%	£3,805,689





DISCLAIMER : This Report is **PRIVATE & CONFIDENTIAL** and it is prepared at the request of and for its use by the Subscriber only. The Subscriber shall use the contents of the Report merely as an aid to its business. Mira Inform Private Limited ("MIPL") has collated information/data in the Report, which have not been verified unless otherwise specifically mentioned in the Report. The Subscriber shall independently verify the accuracy and correctness of the information/data before in any way acting upon the same. MIPL shall not be liable for any harm, injury, loss or damage caused to the Subscriber due to default by the Subscriber's debtors/beneficiaries in fulfilling their obligations of any nature whatsoever. This Report or any of its portion shall not be used as a documentary evidence or otherwise before any investigative agencies or forum of law. This Report is confidential and proprietary to MIPL. The Subscriber and/or any other person(s) may not reproduce, publish or disclose any of the contents of the Report to others without the express authorization of MIPL. This Report is prepared and issued to the Subscriber without any risk, responsibility or liability on the part of MIPL or its officials.

A B GRAPHIC INTERNATIONAL LIMITED - 520875


PAGE NO. : 9

			%		%					
	Miscellaneous Current Assets	0	-	0	-	0	-	0	-	0
	Total Current Assets	£25,243,112	0.9%	£25,014,737	2.9%	£24,318,201	19%	£20,430,383	17.3%	£17,412,656
	Trade Creditors	£6,685,787	16.9%	£5,720,469	0.2%	£5,706,230	14.2%	£4,998,741	38.9%	£3,599,174
	Bank Loans & Overdrafts	0	-	0	-	0	-	0	-	0
	Other Short Term Finance	£90,635	-	£90,635	-1.7%	£92,175	-16.3%	£110,125	0.3%	£109,829
	Miscellaneous Current Liabilities	£7,336,742	34%	£5,473,708	9.5%	£4,999,865	4.8%	£4,769,789	12.7%	£4,231,015
	Total Current Liabilities	£14,113,164	25.1%	£11,284,812	4.5%	£10,798,270	9.3%	£9,878,655	24.4%	£7,940,018
	Bank Loans & Overdrafts and LTL	£1,466,300	77.2%	£827,428	83.5%	£451,000	-	0	-100%	£1,512,798
	Other Long Term Finance	0	-	0	-	0	-	0	-	0
	Total Long Term Liabilities	£1,466,300	77.2%	£827,428	83.5%	£451,000	-	0	-100%	£1,512,798






CAPITAL & RESERVES

	Date Of Accounts	30/04/17	(%)	30/04/16	(%)	30/04/15	(%)	30/04/14	(%)	30/04/13
	Called Up Share Capital	£20,000	-	£20,000	-	£20,000	-	£20,000	-	£20,000
	P & L Account Reserve	£12,680,897	-19.3%	£15,704,147	-0.8%	£15,826,766	21.4%	£13,038,276	27.1%	£10,256,209
	Revaluation Reserve	-	-	-	-	-	-	-	-	-
	Sundry Reserves	£329	-	£329	-99.8%	£185,403	999.9%	£14,514	999.9%	£329





DISCLAIMER : This Report is **PRIVATE & CONFIDENTIAL** and it is prepared at the request of and for its use by the Subscriber only. The Subscriber shall use the contents of the Report merely as an aid to its business. Mira Inform Private Limited ("MIPL") has collated information/data in the Report, which have not been verified unless otherwise specifically mentioned in the Report. The Subscriber shall independently verify the accuracy and correctness of the information/data before in any way acting upon the same. MIPL shall not be liable for any harm, injury, loss or damage caused to the Subscriber due to default by the Subscriber's debtors/beneficiaries in fulfilling their obligations of any nature whatsoever. This Report or any of its portion shall not be used as a documentary evidence or otherwise before any investigative agencies or forum of law. This Report is confidential and proprietary to MIPL. The Subscriber and/or any other person(s) may not reproduce, publish or disclose any of the contents of the Report to others without the express authorization of MIPL. This Report is prepared and issued to the Subscriber without any risk, responsibility or liability on the part of MIPL or its officials.

					%					
	Shareholder Funds	£12,701,226	-19.2%	£15,724,476	-1.9%	£16,032,169	22.6%	£13,072,790	27.2%	£10,276,538

OTHER FINANCIAL ITEMS



	Date Of Accounts	30/04/17	(%)	30/04/16	(%)	30/04/15	(%)	30/04/14	(%)	30/04/13
	Net Worth	£12,701,226	-19.2%	£15,724,476	-1.9%	£16,032,169	22.6%	£13,072,790	27.2%	£10,276,538
	Working Capital	£11,129,948	-18.9%	£13,729,925	1.6%	£13,519,931	28.1%	£10,551,728	11.4%	£9,472,638
	Total Assets	£28,280,690	1.6%	£27,836,716	2%	£27,281,439	18.9%	£22,951,445	16.3%	£19,729,354
	Total Liabilities	£15,579,464	28.6%	£12,112,240	7.7%	£11,249,270	13.9%	£9,878,655	4.5%	£9,452,816
	Net Assets	£12,701,226	-19.2%	£15,724,476	-1.9%	£16,032,169	22.6%	£13,072,790	27.2%	£10,276,538

CASH FLOW














	Date Of Accounts	30/04/17	(%)	30/04/16	(%)	30/04/15	(%)	30/04/14	(%)	30/04/13
	Net Cashflow from Operations	-	-	-	-	£2,401,063	158.6%	£928,560	-36.2%	£1,455,853
	Net Cashflow before Financing	-	-	-	-100%	£1,920,509	-5.8%	£2,037,989	179.7%	£728,696
	Net Cashflow from Financing	-	-	-	-	-	-	-	-	-
	Increase in Cash	-	-	-	-	£1,920,509	-5.8%	£2,037,989	179.7%	£728,696

DISCLAIMER : This Report is **PRIVATE & CONFIDENTIAL** and it is prepared at the request of and for its use by the Subscriber only. The Subscriber shall use the contents of the Report merely as an aid to its business. Mira Inform Private Limited ("MIPL") has collated information/data in the Report, which have not been verified unless otherwise specifically mentioned in the Report. The Subscriber shall independently verify the accuracy and correctness of the information/data before in any way acting upon the same. MIPL shall not be liable for any harm, injury, loss or damage caused to the Subscriber due to default by the Subscriber's debtors/beneficiaries in fulfilling their obligations of any nature whatsoever. This Report or any of its portion shall not be used as a documentary evidence or otherwise before any investigative agencies or forum of law. This Report is confidential and proprietary to MIPL. The Subscriber and/or any other person(s) may not reproduce, publish or disclose any of the contents of the Report to others without the express authorization of MIPL. This Report is prepared and issued to the Subscriber without any risk, responsibility or liability on the part of MIPL or its officials.


MISCELLANEOUS

	Date Of Accounts	30/04/17	(%)	30/04/16	(%)	30/04/15	(%)	30/04/14	(%)	30/04/13
	Contingent Liability	NO	-	NO	-	NO	-	NO	-	NO
	Capital Employed	£14,167,526	-14.4%	£16,551,904	0.4%	£16,483,169	26.1%	£13,072,790	10.9%	£11,789,336
	Number of Employees	236	0.9%	234	1.7%	230	3.6%	222	9.9%	202
	Accountants									
	Auditors	DELOITTE LLP								
	Auditor Comments	The audit report contains no adverse comments								
	Bankers	HSBC BANK PLC								
	Bank Branch Code									

RATIOS

	Date Of Accounts	30/04/17	30/04/16	30/04/15	30/04/14	30/04/13
	Pre-tax profit margin %	14.10	8.65	9.10	8.02	6.67
	Current ratio	1.79	2.22	2.25	2.07	2.19
	Sales/Net Working Capital	3.91	2.88	2.67	3.30	3.19
	Gearing %	11.50	5.30	2.80	0	14.70
	Equity in %	44.90	56.50	58.80	57	52.10
	Creditor Days	55.90	52.70	57.61	52.29	43.30
	Debtor Days	19.09	11.37	15.58	22.35	18.87
	Liquidity/Acid Test	1.09	1.48	1.49	1.42	1.39
	Return On Capital Employed %	43.31	20.65	19.90	21.35	17.10
	Return On Total Assets Employed %	21.70	12.28	12.02	12.16	10.22
	Current Debt Ratio	1.11	0.71	0.67	0.75	0.77
	Total Debt Ratio	1.22	0.77	0.70	0.75	0.91
	Stock Turnover Ratio %	22.61	20.87	22.64	18.27	21.05

DISCLAIMER : This Report is **PRIVATE & CONFIDENTIAL** and it is prepared at the request of and for its use by the Subscriber only. The Subscriber shall use the contents of the Report merely as an aid to its business. Mira Inform Private Limited ("MIPL") has collated information/data in the Report, which have not been verified unless otherwise specifically mentioned in the Report. The Subscriber shall independently verify the accuracy and correctness of the information/data before in any way acting upon the same. MIPL shall not be liable for any harm, injury, loss or damage caused to the Subscriber due to default by the Subscriber's debtors/beneficiaries in fulfilling their obligations of any nature whatsoever. This Report or any of its portion shall not be used as a documentary evidence or otherwise before any investigative agencies or forum of law. This Report is confidential and proprietary to MIPL. The Subscriber and/or any other person(s) may not reproduce, publish or disclose any of the contents of the Report to others without the express authorization of MIPL. This Report is prepared and issued to the Subscriber without any risk, responsibility or liability on the part of MIPL or its officials.

	Return on Net Assets Employed %	48.32	21.74	20.46	21.35	19.62
---	---------------------------------	-------	-------	-------	-------	-------

REPORT NOTES

There are no notes to display.

STATUS HISTORY

No Status History found

***EVENT HISTORY**

Date	Description
05/07/2018	Payment Data Update Received
15/06/2018	Payment Data Update Received
19/01/2018	Payment Data Update Received
16/01/2018	New Accounts Filed
16/01/2018	New Accounts Filed
04/10/2017	Confirmation Statement
25/01/2017	New Accounts Filed
25/01/2017	New Accounts Filed
08/10/2016	Annual Returns
03/02/2016	Mr D. Kirkham has left the board
30/01/2016	New Accounts Filed
30/01/2016	New Accounts Filed
09/10/2015	Annual Returns
17/11/2014	New Accounts Filed
17/11/2014	New Accounts Filed

PREVIOUS COMPANY NAMES

Date	Previous Name
30/04/2003	BURTON ENGINEERING COMPANY LIMITED
13/01/1995	BURTON ENGINEERING COMPANY (BRIDLINGTON) LIMITED

DISCLAIMER : This Report is **PRIVATE & CONFIDENTIAL** and it is prepared at the request of and for its use by the Subscriber only. The Subscriber shall use the contents of the Report merely as an aid to its business. Mira Inform Private Limited ("MIPL") has collated information/data in the Report, which have not been verified unless otherwise specifically mentioned in the Report. The Subscriber shall independently verify the accuracy and correctness of the information/data before in any way acting upon the same. MIPL shall not be liable for any harm, injury, loss or damage caused to the Subscriber due to default by the Subscriber's debtors/beneficiaries in fulfilling their obligations of any nature whatsoever. This Report or any of its portion shall not be used as a documentary evidence or otherwise before any investigative agencies or forum of law. This Report is confidential and proprietary to MIPL. The Subscriber and/or any other person(s) may not reproduce, publish or disclose any of the contents of the Report to others without the express authorization of MIPL. This Report is prepared and issued to the Subscriber without any risk, responsibility or liability on the part of MIPL or its officials.

WRIT DETAILS

No writs found

STATISTICS

Group	5 companies
Linkages	2 companies
Countries	In 2 countries

SUMMARY

Holding Company	G.H.B. (HOLDING) LIMITED
Ownership Status	Wholly Owned
Ultimate Holding Company	G.H.B. (HOLDING) LIMITED

GROUP STRUCTURE FULL

Company Name	Registered Number	Latest Key Financials	Consol. Accounts	Turnover
G.H.B. (HOLDING) LIMITED	01293337	30.04.2017	Y	£63,377,318
A B GRAPHIC INTERNATIO...	00538043	30.04.2017	N	£43,533,716
BURTON ENGINEERING C...	00665567	30.04.2018	N	
COPEs COASTERS LIMITED	03934289	30.04.2018	N	
A.B. GRAPHIC MACHINERY...	01887903	30.04.2018	N	

STATISTICS

Group	5 companies
Linkages	2 companies
Countries	In 2 countries

OTHER LINKED COMPANIES

Name	Number	Latest Key Financials	Turnover
------	--------	-----------------------	----------

DISCLAIMER : This Report is **PRIVATE & CONFIDENTIAL** and it is prepared at the request of and for its use by the Subscriber only. The Subscriber shall use the contents of the Report merely as an aid to its business. Mira Inform Private Limited ("MIPL") has collated information/data in the Report, which have not been verified unless otherwise specifically mentioned in the Report. The Subscriber shall independently verify the accuracy and correctness of the information/data before in any way acting upon the same. MIPL shall not be liable for any harm, injury, loss or damage caused to the Subscriber due to default by the Subscriber's debtors/beneficiaries in fulfilling their obligations of any nature whatsoever. This Report or any of its portion shall not be used as a documentary evidence or otherwise before any investigative agencies or forum of law. This Report is confidential and proprietary to MIPL. The Subscriber and/or any other person(s) may not reproduce, publish or disclose any of the contents of the Report to others without the express authorization of MIPL. This Report is prepared and issued to the Subscriber without any risk, responsibility or liability on the part of MIPL or its officials.

A B GRAPHIC INTERNATIONAL GMBH	HRB 13627	30.04.2017	
AB GRAPHIC INTERNATIONAL B.V.	39057241	30.04.2015	

MORTGAGE DETAILS

Mortgage Type:	DEBENTURE		
Date Charge Created:	04/02/13		
Date Charge Registered:	05/02/13		
Date Charge Satisfied:	-		
Status:	OUTSTANDING		
Person(s) Entitled:	HSBC BANK PLC		
Amount Secured:	ALL MONIES DUE OR TO BECOME DUE FROM THE COMPANY TO THE CHARGE ON ANY ACCOUNT WHATSOEVER		
Details:	FIXED AND FLOATING CHARGE OVER THE UNDERTAKING AND ALL PROPERTY AND ASSETS PRESENT AND FUTURE, INCLUDING GOODWILL, BOOKDEBTS, UNCALLED CAPITAL, BUILDINGS, FIXTURES, FIXED PLANT & MACHINERY		
Mortgage Type:	DEBENTURE		
Date Charge Created:	15/10/97		
Date Charge Registered:	13/08/13		
Date Charge Satisfied:	-		
Status:	SATISFIED		
Person(s) Entitled:	YORKSHIRE BANK PLC;		
Amount Secured:			
Details:	.FIXED AND FLOATING CHARGES OVER THE UNDERTAKING AND ALL PROPERTY AND ASSETS PRESENT AND FUTURE INCLUDING GOODWILL BOOKDEBTS UNCALLED CAPITAL BUILDINGS FIXTURES FIXED PLANT AND MACHINERYSEE THE MORTGAGE CHARGE DOCUMENT FOR FULL DETAILS		

Mortgage Type:	CHARGE		
Date Charge Created:	31/01/86		
Date Charge Registered:	06/02/86		
Date Charge Satisfied:	17/11/07		
Status:	SATISFIED		
Person(s) Entitled:	MIDLAND BANK PLC		
Amount Secured:	ALL MONIES DUE OR TO BECOME DUE FROM THE COMPANY TO THE CHARGE ON ANY ACCOUNT WHATSOEVER		
Details:	FLOATING CHARGE ON UNDERTAKING AND ALL PROPERTY AND ASSETS PRESENT AND FUTURE INCLUDING UNCALLED CAPITAL		
Mortgage Type:	CHARGE		
Date Charge Created:	14/02/85		
Date Charge Registered:	21/02/85		
Date Charge Satisfied:	17/11/07		
Status:	SATISFIED		

DISCLAIMER : This Report is **PRIVATE & CONFIDENTIAL** and it is prepared at the request of and for its use by the Subscriber only. The Subscriber shall use the contents of the Report merely as an aid to its business. Mira Inform Private Limited ("MIPL") has collated information/data in the Report, which have not been verified unless otherwise specifically mentioned in the Report. The Subscriber shall independently verify the accuracy and correctness of the information/data before in any way acting upon the same. MIPL shall not be liable for any harm, injury, loss or damage caused to the Subscriber due to default by the Subscriber's debtors/beneficiaries in fulfilling their obligations of any nature whatsoever. This Report or any of its portion shall not be used as a documentary evidence or otherwise before any investigative agencies or forum of law. This Report is confidential and proprietary to MIPL. The Subscriber and/or any other person(s) may not reproduce, publish or disclose any of the contents of the Report to others without the express authorization of MIPL. This Report is prepared and issued to the Subscriber without any risk, responsibility or liability on the part of MIPL or its officials.

Person(s) Entitled:	MIDLAND BANK PLC
Amount Secured:	ALL MONIES DUE OR TO BECOME DUE FROM THE COMPANY TO THE CHARGEES ON ANY ACCOUNT WHATSOEVER
Details:	ALL BOOK DEBTS AND OTHER DEBTS

Mortgage Type:	MORTGAGE
Date Charge Created:	18/04/77
Date Charge Registered:	25/04/77
Date Charge Satisfied:	17/11/07
Status:	SATISFIED
Person(s) Entitled:	MIDLAND BANK LIMITED
Amount Secured:	ALL MONIES DUE OR TO BECOME DUE FROM THE COMPANY TO THE CHARGEES ON ANY ACCOUNT WHATSOEVER
Details:	FREEHOLD PROPERTIES SITUATE ON THE SOUTH SIDE OF HIGH STREET BRIDLINGTON CONSISTING OF NINE LOCK UPGARAGES SEVERAL LARGE STORE BUILDINGS AND ONE SEMI-DETACHED HOUSE TOGETHER WITH ALL FIXTURES PRESENT AND FUTURE.
Mortgage Type:	MORTGAGE AND CHARGE.
Date Charge Created:	18/02/55
Date Charge Registered:	09/03/55
Date Charge Satisfied:	17/11/07
Status:	SATISFIED
Person(s) Entitled:	MIDLAND BANK LIMITED
Amount Secured:	ALL MONEYS DUE ETC.
Details:	EASTERN WORKS, SOUTH BACK LANE, BRIDLINGTON WITH POWER TRADE MACHINERY AND FIXTURES TOGETHER WITH PLANT MACHINERY FIXTURES IMPLEMENTS AND UTENSILS PRESENT & AND FUTURE UNDERTAKING AND ALL PROPERTY PRESENT AND FUTURE INCLUDING UNCALLED CAPITAL

PREVIOUS DIRECTOR/COMPANY SECRETARIES

Name	Current Active Appointments	Previous Appointments	Dissolved Companies
Ann Marie Burton	0	10	6
Ann Marie Burton	0	10	6
Christopher Albert Spencer Slingsby	0	3	0
Ida Burton	0	1	0
David William Kirkham	1	1	0
Anthony Stevenson	0	2	0
Total Persons With Significant Control	1	Total Statements	0
Active	1	Active	0
Ceased	0	Ceased	0

DISCLAIMER : This Report is **PRIVATE & CONFIDENTIAL** and it is prepared at the request of and for its use by the Subscriber only. The Subscriber shall use the contents of the Report merely as an aid to its business. Mira Inform Private Limited ("MIPL") has collated information/data in the Report, which have not been verified unless otherwise specifically mentioned in the Report. The Subscriber shall independently verify the accuracy and correctness of the information/data before in any way acting upon the same. MIPL shall not be liable for any harm, injury, loss or damage caused to the Subscriber due to default by the Subscriber's debtors/beneficiaries in fulfilling their obligations of any nature whatsoever. This Report or any of its portion shall not be used as a documentary evidence or otherwise before any investigative agencies or forum of law. This Report is confidential and proprietary to MIPL. The Subscriber and/or any other person(s) may not reproduce, publish or disclose any of the contents of the Report to others without the express authorization of MIPL. This Report is prepared and issued to the Subscriber without any risk, responsibility or liability on the part of MIPL or its officials.

ACTIVE PERSONS WITH SIGNIFICANT CONTROL

Name	Ghb Holding Ltd	Kind	Corporate Entity With Significant Control
Address	Ghb House Carnaby Industrial Estate, Lancaster Road, Carnaby, Bridlington	Notified On	30/09/2016
Post Code	YO15 3QY	Legal Form	Limited Company
Authority	England And Wales	Place Registered	England And Wales
Country Registered	England	Registration Number	1293337
Nature Of Control	Ownership of shares - above 75%		

CEASED PERSONS WITH SIGNIFICANT CONTROL

No Ceased Persons With Significant Control To Display

ACTIVE STATEMENTS

No Active Statements To Display

CEASED STATEMENTS

No Ceased Statements To Display

Average Invoice Value	£233.80
Invoices available	252
Paid	228
Outstanding	24

Trade Payment Data is information that we collect from selected third party partners who send us information about their whole sales ledger.

	Within Terms	0-30 Days	31-60 Days	61-90 Days	91+ Days
Paid	24	182	17	1	4
Outstanding	18	1	5	0	0

DISCLAIMER : This Report is **PRIVATE & CONFIDENTIAL** and it is prepared at the request of and for its use by the Subscriber only. The Subscriber shall use the contents of the Report merely as an aid to its business. Mira Inform Private Limited ("MIPL") has collated information/data in the Report, which have not been verified unless otherwise specifically mentioned in the Report. The Subscriber shall independently verify the accuracy and correctness of the information/data before in any way acting upon the same. MIPL shall not be liable for any harm, injury, loss or damage caused to the Subscriber due to default by the Subscriber's debtors/beneficiaries in fulfilling their obligations of any nature whatsoever. This Report or any of its portion shall not be used as a documentary evidence or otherwise before any investigative agencies or forum of law. This Report is confidential and proprietary to MIPL. The Subscriber and/or any other person(s) may not reproduce, publish or disclose any of the contents of the Report to others without the express authorization of MIPL. This Report is prepared and issued to the Subscriber without any risk, responsibility or liability on the part of MIPL or its officials.

FOREIGN EXCHANGE RATES

Currency	Unit	Indian Rupees
US Dollar	1	INR 68.57
UK Pound	1	INR 89.73
Euro	1	INR 79.74
GBP	1	INR 89.73

Note: Above are approximate rates obtained from sources believed to be correct

INFORMATION DETAILS

Analysis Done by :	PRA
Report Prepared by :	NIT

DISCLAIMER : This Report is **PRIVATE & CONFIDENTIAL** and it is prepared at the request of and for its use by the Subscriber only. The Subscriber shall use the contents of the Report merely as an aid to its business. Mira Inform Private Limited ("MIPL") has collated information/data in the Report, which have not been verified unless otherwise specifically mentioned in the Report. The Subscriber shall independently verify the accuracy and correctness of the information/data before in any way acting upon the same. MIPL shall not be liable for any harm, injury, loss or damage caused to the Subscriber due to default by the Subscriber's debtors/beneficiaries in fulfilling their obligations of any nature whatsoever. This Report or any of its portion shall not be used as a documentary evidence or otherwise before any investigative agencies or forum of law. This Report is confidential and proprietary to MIPL. The Subscriber and/or any other person(s) may not reproduce, publish or disclose any of the contents of the Report to others without the express authorization of MIPL. This Report is prepared and issued to the Subscriber without any risk, responsibility or liability on the part of MIPL or its officials.

RATING EXPLANATIONS

Credit Rating	Explanation	Rating Comments
A++	Minimum Risk	Business dealings permissible with minimum risk of default
A+	Low Risk	Business dealings permissible with low risk of default
A	Acceptable Risk	Business dealings permissible with moderate risk of default
B	Medium Risk	Business dealings permissible on a regular monitoring basis
C	Medium High Risk	Business dealings permissible preferably on secured basis
D	High Risk	Business dealing not recommended or on secured terms only
NB	New Business	No recommendation can be done due to business in infancy stage
NT	No Trace	No recommendation can be done as the business is not traceable

NB is stated where there is insufficient information to facilitate rating. However, it is not to be considered as unfavourable.

This score serves as a reference to assess SC's credit risk and to set the amount of credit to be extended. It is calculated from a composite of weighted scores obtained from each of the major sections of this report. The assessed factors are as follows:

- Financial condition covering various ratios
- Company background and operations size
- Promoters / Management background
- Payment record
- Litigation against the subject
- Industry scenario / competitor analysis
- Supplier / Customer / Banker review (wherever available)