

MIRA INFORM REPORT

Report No. :	520704
Report Date :	19.07.2018

IDENTIFICATION DETAILS

Name :	BIESSE SPA
Registered Office :	Via della Meccanica 16, 61100 Pesaro
Country :	Italy
Financials (as on) :	31.12.2017
Date of Incorporation :	01.01.1970
Com. Reg. No.:	PS0056612
Legal Form :	Joint stock company - SPA
Line of Business :	<ul style="list-style-type: none"> • Manufacture of other special-purpose machinery n.e.c. • The main activity of the Company is related to in the machinery industry. It designs and manufactures machinery and systems used to make furniture, doors and windows, as well as items from wood, glass and stone.
No. of Employees :	1653 [2017]

RATING & COMMENTS

(Mira Inform has adopted New Rating mechanism w.e.f. 23rd January 2017)

MIRA's Rating :

A

Credit Rating	Explanation	Rating Comments
A	Acceptable Risk	Business dealings permissible with moderate risk of default

Status :	Good
Payment Behaviour :	Regular
Litigation :	Clear

NOTES :

Any query related to this report can be made on e-mail : infodept@mirainform.com while quoting report number, name and date.

ECGC Country Risk Classification List

Country Name	Previous Rating (31.12.2017)	Current Rating (01.04.2018)
Italy	A1	A1

Risk Category	ECGC Classification
Insignificant	A1
Low Risk	A2
Moderately Low Risk	B1
Moderate Risk	B2
Moderately High Risk	C1
High Risk	C2
Very High Risk	D

ITALY - ECONOMIC OVERVIEW

Italy's economy comprises a developed industrial north, dominated by private companies, and a less-developed, highly subsidized, agricultural south, with a legacy of unemployment and underdevelopment. The Italian economy is driven in large part by the manufacture of high-quality consumer goods produced by small and medium-sized enterprises, many of them family-owned. Italy also has a sizable underground economy, which by some estimates accounts for as much as 17% of GDP. These activities are most common within the agriculture, construction, and service sectors.

Italy is the third-largest economy in the euro zone, but its exceptionally high public debt and structural impediments to growth have rendered it vulnerable to scrutiny by financial markets. Public debt has increased steadily since 2007, reaching 131% of GDP in 2017. Investor concerns about Italy and the broader euro-zone crisis eased in 2013, bringing down Italy's borrowing costs on sovereign government debt from euro-era records. The government still faces pressure from investors and European partners to sustain its efforts to address Italy's longstanding structural economic problems, including labor market inefficiencies, a sluggish judicial system, and a weak banking sector. Italy's economy returned to modest growth in late 2014 for the first time since 2011. In 2015-16, Italy's economy grew at about 1% each year, and in 2017 growth accelerated to 1.5% of GDP. In 2017, overall unemployment was 11.4%, but youth unemployment remained high at 37.1%. GDP growth is projected to slow slightly in 2018.

Source : CIA

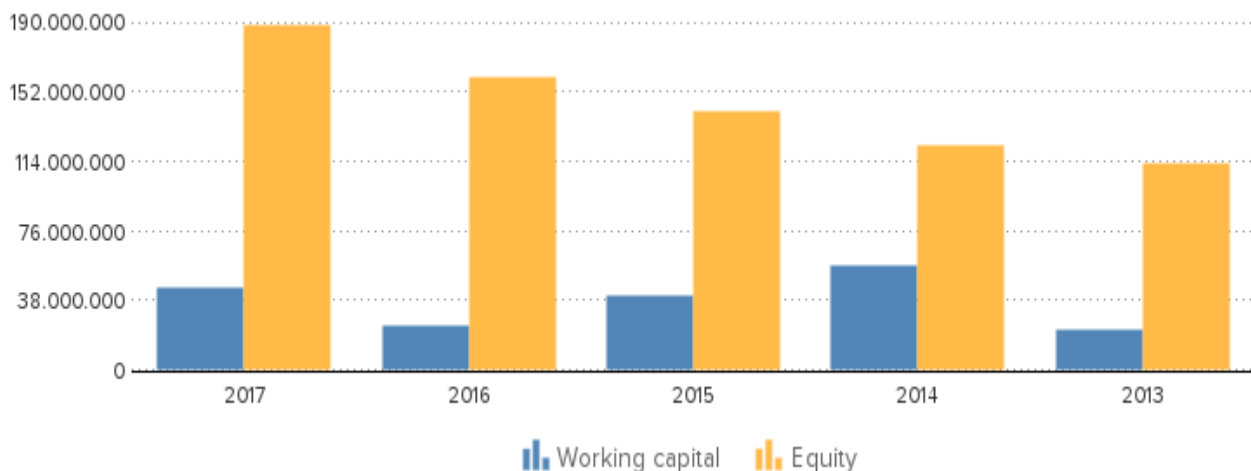
COMPANY NAME

Name Biesse SPA

SUMMARY

Company name Biesse SPA
Operative address Via della Meccanica 16
61100 Pesaro
Italy
Status Active
Specification This company can meet all its obligations.
Legal form Joint stock company - SPA
Registration number Trade register number: PS0056612
VAT-number IT00113220412

Year	2017	Mutation	2016	Mutation	2015
Fixed assets	181.391.000	11,63	162.490.000	13,58	143.058.000
Total receivables	119.381.000	-7,24	128.697.000	28,06	100.499.000
Total equity	188.337.000	17,91	159.723.000	12,97	141.386.000
Short term liabilities	321.978.000	7,49	299.552.000	22,42	244.687.000
Net result	42.559.000	44,84	29.384.000	40,11	20.972.000
Working capital	44.461.000	84,86	24.051.000	-40,02	40.101.000
Quick ratio	0,69	7,81	0,64	-9,86	0,71



CONTACT INFORMATION

Company name	Biesse SPA
Operative address	Via della Meccanica 16 61100 Pesaro Italy
Correspondence address	Via della Meccanica 16 61100 Pesaro Italy
Telephone number	+39 721 439100
Fax number	+39 721 439150
Email address	corporate@biesse.it
Website	www.biesse.it

REGISTRATION

Registration number	Trade register number: PS0056612
VAT-number	IT00113220412
Status	Active
Establishment date	1970-01-01
Legal form	Joint stock company - SPA
Subscribed share capital	EUR 27.393.000

ACTIVITIES

NACE	2899: Manufacture of other special-purpose machinery n.e.c.
Goal	The Company was created in 1969. The main activity of the Company is related to in the machinery industry. It designs and manufactures machinery and systems used to make furniture, doors and windows, as well as items from wood, glass and stone.

RELATIONS

Shareholders	ULTIMATE GLOBAL SHAREHOLDER Name: MR ROBERTO SELCI Address: VIA LE TRIESTE 239 City: PESARO Country: IT Type: One or more named individuals or families
--------------	--

SHAREHOLDERS

Name: BI.FIN. S.R.L.
National id number: PS0117507
Address: VLE FRATELLI ROSSELLI 46
City: PESARO
Country: IT
Phone: +39 0721439401
Type: Corporate
Share direct: 58.46%
Turnover: 647.05462939 mil. EUR
Total assets: 519.55244162 mil. EUR
Profit loss before tax: 50.86000037 mil. EUR
Profit loss after tax net income: 27.61499967 mil. EUR
Shareholders funds: 186.53199992 mil. EUR
Number of employees: 3649

Name: GROUPAMA HOLDING via its funds
National id number: 428734818-00019
Address: 8 RUE D ASTORG
City: PARIS
Country: FR
Phone: +33 1 42 65 10 74
Website: en.groupama-sa.com
Type: Mutual and pension fund, nominee, trust, trustee
Turnover: 0 mil. EUR
Total assets: 3278.59922521 mil. EUR
Profit loss before tax: 12.0085431 mil. EUR
Profit loss after tax net income: 11.79488112 mil. EUR
Shareholders funds: 3278.20467519 mil. EUR

Name: BNP PARIBAS via its funds
National id number: 662042449-00014
Address: Boulevard des Italiens, 16
City: PARIS
Country: FR
Phone: +33 1 40 14 45 46
Fax: +33 1 40 14 55 95
Website: www.bnpparibas.com
Type: Bank
Turnover: 43961.00119391 mil. EUR
Total assets: 1960252.00138971 mil. EUR
Profit loss before tax: 11310.00000018 mil. EUR
Profit loss after tax net income: 8207.00000001 mil. EUR
Shareholders funds: 99036.99999986 mil. EUR
Number of employees: 196128

Name: LAZARD LIMITED via its funds
National id number: 36011R
Address: Clarendon House
City: HAMILTON

Country: BM
Phone: +1441 2 95 14 22
Website: www.lazard.com
Type: Bank
Turnover: 2204.87862879 mil. EUR
Total assets: 4109.63207798 mil. EUR
Profit loss before tax: 688.27340388 mil. EUR
Profit loss after tax net income: 216.66563189 mil. EUR
Shareholders funds: 1049.70019785 mil. EUR
Number of employees: 2843

Name: SAS RUE LA BOETIE via its funds
National id number: 439208190-00017
Address: 48 RUE LA BOETIE
City: PARIS
Country: FR
Phone: +33 1 42 65 16 06
Type: Corporate
Turnover: 0 mil. EUR
Total assets: 19272.39207287 mil. EUR
Profit loss before tax: 894.35167793 mil. EUR
Profit loss after tax net income: 893.49181513 mil. EUR
Shareholders funds: 19271.4373974 mil. EUR

Name: NORGES BANK
National id number: NBHKNOKK
Address: Sentrum 0107
City: OSLO
Country: NO
Phone: +47 22 31 60 00
Fax: +47 22 41 31 05
Website: www.norges-bank.no
Type: Bank
Share direct: 2.04%
Turnover: 3419.77941897 mil. EUR
Total assets: 922147.67191585 mil. EUR
Profit loss before tax: 2815.99609264 mil. EUR
Profit loss after tax net income: 2808.78522457 mil. EUR
Shareholders funds: 24171.5387172 mil. EUR

Name: BPCE SA via its funds
National id number: 493455042-00025
Address: 50 Avenue Pierre Mendes France
City: PARIS
Country: FR
Phone: +33 1 58 40 41 42
Website: www.groupebpce.fr
Type: Bank
Turnover: 10774.99757462 mil. EUR

Total assets: 759620.9986457 mil. EUR
Profit loss before tax: 2125.99999991 mil. EUR
Profit loss after tax net income: 1514.99999962 mil. EUR
Shareholders funds: 25217.00000001 mil. EUR
Number of employees: 85404

Name: VANGUARD GROUP INC via its funds
National id number: 23-1945930
Address: 100 VANGUARD BLVD
City: MALVERN
Country: US
Phone: +1 610 669 1000
Website: www.vanguard.com
Type: Corporate
Turnover: 2564.64852982 mil. EUR
Number of employees: 17500

Name: ODDO BHF SCA via its funds
National id number: 652027384-00047
Address: 12 Boulevard De La Madeleine
City: PARIS CEDEX 09
Country: FR
Phone: +33 1 44518500
Fax: +33 1 44518510
Website: www.oddo-bhf.com
Type: Bank
Turnover: 595.96452426 mil. EUR
Total assets: 7830.12868876 mil. EUR
Profit loss before tax: 93.92200035 mil. EUR
Profit loss after tax net income: 54.28099986 mil. EUR
Shareholders funds: 843.59100013 mil. EUR
Number of employees: 2261

Name: NORWAY via its funds
Address: Oslo
Country: NO
Website: www.regjeringen.no
Type: Public authority, state, government

Name: SWEDBANK AB via its funds
National id number: 502017-7753
Address: Landsvägen 40
City: SUNDBYBERG
Country: SE
Phone: +46 8 5859 0000
Fax: +46 8 796 80 92
Website: www.swedbank.com
Type: Bank
Turnover: 4310.30754326 mil. EUR

Total assets: 224773.41430529 mil. EUR
Profit loss before tax: 2493.12994191 mil. EUR
Profit loss after tax net income: 1967.11629883 mil. EUR
Shareholders funds: 13569.07964547 mil. EUR
Number of employees: 14588

Name: GOLDMAN SACHS GROUP INC via its funds
National id number: 13-4019460
Address: 200 WEST ST
City: NEW YORK
Country: US
Phone: +1 212 902 1000
Website: www.gs.com
Type: Bank
Turnover: 25646.48529816 mil. EUR
Number of employees: 37500

Name: DIMENSIONAL FUND ADVISORS LP via its funds
National id number: 22-2370029
Address: 6300 BEE CAVE RD
City: AUSTIN
Country: US
Phone: +1 512 306 7400
Website: www.us.dimensional.com
Type: Mutual and pension fund, nominee, trust, trustee
Turnover: 145.91850427 mil. EUR
Number of employees: 175

Name: KBC GROEP NV/ KBC GROUPE SA via its funds
National id number: 0403.227.515
Address: Havenlaan, 2
City: BRUSSELS
Country: BE
Phone: +32 2 429 49 16
Fax: +32 2 429 44 16
Website: www.kbc.com
Type: Bank
Turnover: 7712.0014059 mil. EUR
Total assets: 292342.00330811 mil. EUR
Profit loss before tax: 3667.99999995 mil. EUR
Profit loss after tax net income: 2575.00000018 mil. EUR
Shareholders funds: 18801.99999964 mil. EUR
Number of employees: 37130

Name: JPMORGAN CHASE & CO via its funds
National id number: 13-2624428
Address: 270 PARK AVE
City: NEW YORK
Country: US

Phone: +1 212 270 6000
Website: www.jpmmorganchase.com
Type: Bank
Turnover: 64116.2132454 mil. EUR
Number of employees: 275000

Name: INTESA SANPAOLO via its funds
National id number: 00799960158
Address: Piazza San Carlo, 156
City: TORINO
Country: IT
Phone: +39 2 87 911
Fax: +39 2 87 96 36 38
Website: www.intesasanpaolo.com
Type: Bank
Turnover: 17825.99649436 mil. EUR
Total assets: 796861.00187094 mil. EUR
Profit loss before tax: 7818.00000022 mil. EUR
Profit loss after tax net income: 7353.99999963 mil. EUR
Shareholders funds: 56604.00000005 mil. EUR
Number of employees: 87352

Name: BLACKROCK, INC via its funds
National id number: 32-0174431
Address: 55 East 52nd Street, Park Avenue Plaza
City: NEW YORK
Country: US
Website: www.blackrock.com
Type: Bank
Turnover: 10394.40042447 mil. EUR
Total assets: 183621.34431866 mil. EUR
Profit loss before tax: 4400.06826889 mil. EUR
Profit loss after tax net income: 4174.93686229 mil. EUR
Shareholders funds: 26924.88240869 mil. EUR
Number of employees: 13900

Name: SOCIÉTÉ GÉNÉRALE SA via its funds
National id number: 552120222-00013
Address: 29 Boulevard Haussmann
City: PARIS
Country: FR
Phone: +33 1 42 14 20 00
Fax: +33 1 42 14 38 28
Website: www.societegenerale.com
Type: Bank
Turnover: 24217.00185017 mil. EUR
Total assets: 1275128.00244659 mil. EUR
Profit loss before tax: 5138.00000026 mil. EUR
Profit loss after tax net income: 3429.99999961 mil. EUR

Shareholders funds: 64037.00000023 mil. EUR
Number of employees: 147125

Name: MIRABAUD PARTNERS & CIE via its funds
Country: CH
Type: Corporate

Name: BARCLAYS PLC via its funds
National id number: 00048839
Address: 1 Churchill Place
City: LONDON
Country: GB
Phone: +44 24 7684 2100
Website: www.home.barclays
Type: Bank
Turnover: 23823.43046044 mil. EUR
Total assets: 1276735.73252668 mil. EUR
Profit loss before tax: 3989.34850735 mil. EUR
Profit loss after tax net income: -1007.19501973 mil. EUR
Shareholders funds: 74374.70519235 mil. EUR
Number of employees: 79900

Name: ARCA HOLDING S.P.A. via its funds
National id number: MI1144196
Address: VIA DISCIPLINI 3
City: MILANO
Country: IT
Phone: +39 024543215
Website: www.arcaonline.it
Type: Bank
Turnover: 287.90449363 mil. EUR
Total assets: 331.93259285 mil. EUR
Profit loss before tax: 287.90700004 mil. EUR
Profit loss after tax net income: 30.85100046 mil. EUR
Number of employees: 96

Name: THE BANK OF NEW YORK MELLON CORP via its funds
National id number: 13-2614959
Address: 225 LIBERTY ST
City: NEW YORK
Country: US
Phone: +1 212 495 1784
Website: www.bnymellon.com
Type: Bank
Turnover: 25646.48529816 mil. EUR
Number of employees: 62500

Name: IRIS FINANCE via its funds
National id number: 398701268-00060

Address: 41 RUE FRANCOIS 1ER
City: PARIS
Country: FR
Phone: +33 1 45 62 31 60
Website: www.iris-finance.com
Type: Financial company
Turnover: 0.18210709 mil. EUR
Total assets: 0.14251859 mil. EUR
Profit loss before tax: -0.02277368 mil. EUR
Profit loss after tax net income: -0.02277368 mil. EUR
Shareholders funds: 0.0892681 mil. EUR

Name: AXA SA via its funds
National id number: 572093920-00062
Address: 25, avenue Matignon
City: PARIS
Country: FR
Phone: +33 140 754 842
Fax: +33 140 755 750
Website: www.axa-ic.com
Type: Insurance company
Turnover: 92050.00352094 mil. EUR
Total assets: 870128.00030268 mil. EUR
Profit loss before tax: 7686.00000001 mil. EUR
Profit loss after tax net income: 6602.99999962 mil. EUR
Shareholders funds: 62220.00000004 mil. EUR

Name: THE CHARLES SCHWAB CORP via its funds
National id number: 81-0625169
Address: 211 MAIN ST
City: SAN FRANCISCO
Country: US
Phone: +1 415 667 7000
Website: www.schwab.com
Type: Bank
Turnover: 6411.62132454 mil. EUR
Number of employees: 17500

Name: TIAA BOARD OF OVERSEERS via its funds
Address: 730 3RD AVE
City: NEW YORK
Country: US
Website: www.tiaa.org
Type: Corporate

Name: ERASMUS GESTION via its funds
National id number: 793904053-00014
Address: 14 RUE DE MARIGNAN
City: PARIS

Country: FR
Website: www.erasmusgestion.com
Type: Mutual and pension fund, nominee, trust, trustee
Turnover: 3.6903535 mil. EUR
Total assets: 2.41912633 mil. EUR
Profit loss before tax: 0.69401699 mil. EUR
Profit loss after tax net income: 0.45909041 mil. EUR
Shareholders funds: 1.74967628 mil. EUR
Number of employees: 11

Name: QUAERO CAPITAL SA via its funds
National id number: CH-660.0.921.005-4
Address: Rue de Lausanne 20bis
City: GENÈVE
Country: CH
Phone: +41 22 7999090
Fax: +41 22 7999099
Website: quaerocapital.com
Type: Mutual and pension fund, nominee, trust, trustee
Number of employees: 4

Name: ARROWSTREET CAPITAL HOLDING LLC via its funds
City: CAMBRIDGE
Country: US
Type: Mutual and pension fund, nominee, trust, trustee

Name: HSBC HOLDINGS PLC via its funds
National id number: 00617987
Address: 8 CANADA SQUARE
City: LONDON
Country: GB
Phone: +44 20 7991 8888
Fax: +44 20 7260 0501
Website: www.hsbc.com
Type: Bank
Turnover: 45057.96647984 mil. EUR
Total assets: 2102703.15681261 mil. EUR
Profit loss before tax: 14314.18835929 mil. EUR
Profit loss after tax net income: 9904.94807014 mil. EUR
Shareholders funds: 164988.80205287 mil. EUR
Number of employees: 229000

Name: REYL & CIE SA via its funds
National id number: CH-660.0.068.988-2
Address: Rue du Rhone 62
City: GENÈVE
Country: CH
Phone: +41 22 8168000
Fax: +41 22 8168001

Website: www.reyl.ch
Type: Bank
Number of employees: 75

Name: COMPAGNIE LOMBARD ODIER SCMA via its funds
National id number: CH-660.0.224.989-6
Address: rue de la Corraterie 18
City: GENÈVE
Country: CH
Phone: +41 22 7092111
Fax: +41 22 7092911
Website: www.lodh.com
Type: Bank
Number of employees: 15

Name: EFG INTERNATIONAL AG via its funds
National id number: CH-020.3.028.719-1
Address: Bleicherweg 8
City: ZÜRICH
Country: CH
Phone: +41 44 2261850
Website: www.efginternational.com
Type: Bank
Number of employees: 75

Name: PRINCIPAL FINANCIAL GROUP INC via its funds
National id number: 42-1520346
Address: 711 HIGH ST
City: DES MOINES
Country: US
Phone: +1 515 247 5111
Website: www.principal.com
Type: Bank
Turnover: 25014.60073273 mil. EUR
Number of employees: 17500

Name: JK HOLDINGS CO., LTD. via its funds
National id number: 4010601027156
Address: 1-7-22 SHINKIBA
City: KOTO, TOKYO
Country: JP
Phone: +81 3 5534 3803
Website: www.jkenzai.co.jp
Type: Corporate
Turnover: 2837.55426073 mil. EUR
Total assets: 1588.40107179 mil. EUR
Profit loss before tax: 38.24941636 mil. EUR
Profit loss after tax net income: 23.29023752 mil. EUR
Shareholders funds: 306.38767198 mil. EUR

Structure

Number of employees: 2542
SUBSIDIARIES
Name: AXXEMBLA S.R.L.
National id number: PS0190291
Address: VIA DELLA MECCANICA 16
City: PESARO
Country: IT
Type: Corporate
Share direct: 100.00%
Turnover: 2.92670829 mil. EUR
Total assets: 1.81772765 mil. EUR
Profit loss before tax: 0.45986092 mil. EUR
Profit loss after tax net income: 0.32167609 mil. EUR
Shareholders funds: 0.54282684 mil. EUR
Number of employees: 5

Name: BIESSE (HK) LTD
Country: CN
Type: Corporate
Share direct: 100.00%

Name: BIESSE (HK) LTD EX CENTRE GAIN LTD
Country: CN
Type: Corporate
Share direct: 100.00%

Name: BIESSE ASIA PTE LTD
National id number: 199202685G
Address: WOODLANDS CLOSE 21 #04-43A
City: SINGAPORE
Country: SG
Type: Corporate
Share direct: 100.00%
Turnover: 4.77184527 mil. EUR
Total assets: 3.5006181 mil. EUR
Profit loss before tax: 0.29427676 mil. EUR
Profit loss after tax net income: 0.29367435 mil. EUR
Shareholders funds: 2.05713965 mil. EUR

Name: BIESSE AUSTRIA GMBH
Country: AU
Type: Corporate
Share direct: 100.00%

Name: BIESSE DEUTSCHLAND GMBH
National id number: HRB 11059 (Memmingen)
Address: Gewerbestr. 6 a
City: ELCHINGEN
Country: DE

Type: Corporate
Phone: +49 7308 96060
Fax: +49 7308 960666
Website: www.biesse.de
Share direct: 100.00%
Turnover: 26.60053429 mil. EUR
Total assets: 7.95444154 mil. EUR
Profit loss before tax: 0.7524222 mil. EUR
Profit loss after tax net income: 0.24498486 mil. EUR
Shareholders funds: 2.33500611 mil. EUR
Number of employees: 72

Name: BIESSE FRANCE
National id number: 401693171-00035
Address: 4 CHEMIN DE MONINSABLE
City: BRIGNAIS
Country: FR
Type: Corporate
Phone: +33 4 78 96 73 29
Fax: +33 4 78 96 73 30
Website: www.biessefrance.fr
Share direct: 100.00%
Turnover: 42.9276339 mil. EUR
Total assets: 21.57291481 mil. EUR
Profit loss before tax: 1.79564632 mil. EUR
Profit loss after tax net income: 1.03111607 mil. EUR
Shareholders funds: 3.16728336 mil. EUR
Number of employees: 72

Name: BIESSE GROUP AUSTRALIA PTY LIMITED
National id number: 36 098 130 191
Address: 473-475 Victoria St
City: WETHERILL PARK
Country: AU
Type: Corporate
Phone: +61 2 96095355
Website: biesseaustralia.com.au biesse.com.au
intermacaustralia.com.au
Share direct: 100.00%
Turnover: 34.93028686 mil. EUR
Total assets: 22.28442255 mil. EUR
Profit loss before tax: 1.06474193 mil. EUR
Profit loss after tax net income: 0.7411188 mil. EUR
Shareholders funds: 10.0083791 mil. EUR

Name: BIESSE GROUP NEW ZEALAND LIMITED
National id number: 1163059
Address: C/-hwi Limited
City: AUCKLAND

Country: NZ
Type: Corporate
Phone: +64 92781870
Fax: +64 38200968
Website: www.biessenewzealand.co.nz
Share direct: 100.00%
Turnover: 5.91384273 mil. EUR
Total assets: 3.33580265 mil. EUR
Profit loss before tax: 0.36790279 mil. EUR
Profit loss after tax net income: 0.26252108 mil. EUR
Shareholders funds: 1.10091124 mil. EUR

Name: BIESSE GROUP NEW ZEALAND PTY LTD
Country: NZ
Type: Corporate
Share direct: 100.00%

Name: BIESSE GROUP UK LIMITED
National id number: 02763471
Address: Lamport Drive
City: DAVENTRY
Country: GB
Type: Corporate
Phone: +44 1327300366
Website: www.biesse.co.uk
Share direct: 100.00%
Turnover: 41.48564487 mil. EUR
Total assets: 20.57680396 mil. EUR
Profit loss before tax: 1.51561964 mil. EUR
Profit loss after tax net income: 1.25766109 mil. EUR
Shareholders funds: 2.08949143 mil. EUR
Number of employees: 78

Name: BIESSE GRUP
National id number: 1167746321841
Address: Ul. elektrozavodskaya d. 27, str. 2
City: MOSCOW
Country: RU
Type: Corporate
Phone: +7 495 9565661
Website: www.biesse.com/tr/en
Share direct: 100.00%
Turnover: 1.28071394 mil. EUR
Total assets: 1.12892562 mil. EUR
Profit loss before tax: -0.08749079 mil. EUR
Profit loss after tax net income: -0.10983972 mil. EUR
Shareholders funds: 0.04656012 mil. EUR
Number of employees: 14

Name: BIESSE GULF FZE
City: DUBAI
Country: AE
Type: Corporate
Share direct: 100.00%

Name: BIESSE HONG KONG LTD EX CENTRE GAIN LTD
Country: CN
Type: Corporate
Share direct: 100.00%

Name: BIESSE IBERICA WOODWORKING MACHINERY SL
National id number: B61864484
Address: CALLE DE LA TECNOLOGIA (POL. IND. LA MARINA),
S/N
City: GAVA
Country: ES
Type: Corporate
Phone: +34 932631000
Fax: +34 932633802
Website: www.biesse.es
Share direct: 100.00%
Turnover: 16.26032365 mil. EUR
Total assets: 6.9063685 mil. EUR
Profit loss before tax: 0.53028862 mil. EUR
Profit loss after tax net income: 0.53028862 mil. EUR
Shareholders funds: 1.47734243 mil. EUR
Number of employees: 27

Name: BIESSE MANUFACTURING COMPANY PRIVATE
LIMITED
National id number: U29299KA2006FTC038415
Address: Survey No.32
City: KARNATAKA
Country: IN
Type: Corporate
Share direct: 100.00%
Turnover: 37.7887851 mil. EUR
Total assets: 30.2029671 mil. EUR
Profit loss before tax: 4.98455402 mil. EUR
Profit loss after tax net income: 3.30931357 mil. EUR
Shareholders funds: 22.28844186 mil. EUR

Name: BIESSE TURKEY MAKINE TICARET VE SANAY A.S.
Country: TR
Type: Corporate
Share direct: 100.00%

Name: BRE. MA. BRENNA MACCHINE S.R.L.

National id number: CO0289416
Address: VIA ALESSANDRO MANZONI 2340
City: ALZATE BRIANZA
Country: IT
Type: Corporate
Phone: +39 031630773
Website: www.brema.it
Share direct: 100.00%
Turnover: 16.24135011 mil. EUR
Total assets: 9.74291271 mil. EUR
Profit loss before tax: 0.91431401 mil. EUR
Profit loss after tax net income: 0.59826607 mil. EUR
Shareholders funds: 0.76559467 mil. EUR
Number of employees: 55

Name: BSOFT S.R.L.
National id number: PS0197354
Address: VIA DELLA MECCANICA 16
City: PESARO
Country: IT
Type: Corporate
Share direct: 100.00%
Turnover: 0.49195381 mil. EUR
Total assets: 0.71708522 mil. EUR
Profit loss before tax: 0.01390979 mil. EUR
Profit loss after tax net income: -0.00803386 mil. EUR
Shareholders funds: 0.43649978 mil. EUR
Number of employees: 5

Name: CALISENS
National id number: 398546317-00031
Address: 8 ROUTE DE CLARY
City: MONTIGNY EN CAMBRESIS
Country: FR
Type: Corporate
Phone: +33 3 27 75 07 50
Website: www.calisens.pro
Share direct: 100.00%
Turnover: 0.60126813 mil. EUR
Total assets: 1.47434241 mil. EUR
Profit loss before tax: 0.00164484 mil. EUR
Profit loss after tax net income: 0.00145128 mil. EUR
Shareholders funds: 0.18982776 mil. EUR
Number of employees: 5

Name: DIGIPAC SRL
National id number: RN0300227
Address: VIA J. GUTEMBER 5
City: SANTARCANGELO DI ROMAGNA

Country: IT
Type: Corporate
Share direct: 100.00%
Turnover: 0.72192122 mil. EUR
Total assets: 1.27030369 mil. EUR
Profit loss before tax: -0.90595421 mil. EUR
Profit loss after tax net income: -0.65147907 mil. EUR
Shareholders funds: -0.1414799 mil. EUR
Number of employees: 7

Name: HSD S.P.A.
National id number: PS0117093
Address: VIA DELLA MECCANICA 16
City: PESARO
Country: IT
Type: Corporate
Phone: +39 0721439500
Fax: +39 0721 441688
Website: www.hsd.it
Share direct: 100.00%
Turnover: 90.06923904 mil. EUR
Total assets: 65.12134391 mil. EUR
Profit loss before tax: 21.4449997 mil. EUR
Profit loss after tax net income: 19.49599959 mil. EUR
Shareholders funds: 21.38000009 mil. EUR
Number of employees: 234

Name: INTERMAC DO BRASIL COMERCIO E INDUSTRIA DE
MAQUINAS E EQUIPAMENTOS LTDA
National id number: 19.541.628/0001-22
Address: R LIEGE 122 : 128 E 140
City: SAO PAULO
Country: BR
Type: Corporate
Share direct: 100.00%
Turnover: 4.07931107 mil. EUR
Number of employees: 8

Name: OOO BIESSE GROUP RUSSIA
Country: RU
Type: Corporate
Share direct: 100.00%

Name: UNITEAM S.P.A.
National id number: VI0214274
Address: VIA DELLA MECCANICA 12
City: THIENE
Country: IT
Type: Corporate

Phone: +39 0445381299
Fax: +39 0445 369636
Website: www.uniteam.cc
Share direct: 100.00%
Turnover: 13.7163394 mil. EUR
Total assets: 10.1809425 mil. EUR
Profit loss before tax: -0.12473781 mil. EUR
Profit loss after tax net income: -0.0498541 mil. EUR
Shareholders funds: 2.70742363 mil. EUR
Number of employees: 72

Name: BIESSE (HK) LIMITED
National id number: 0444834
Address: 18 Wang Yip Street East
City: YUEN LONG
Country: HK
Type: Corporate
Phone: +852 24788288
Fax: +852 24777997
Turnover: 5.33644816 mil. EUR
Number of employees: 50

Name: BIESSE INDONESIA, PT
National id number: 02.930.575.2-411.000
Address: Bumi Serpong Damai Ruko Bidex Block B No. 23
City: TANGERANG
Country: ID
Type: Corporate
Phone: +62 21 53150568
Fax: +62 21 53150572
Website: www.biesse.com

Name: BIESSE KOREA LLC
National id number: 1201140005591
Address: 639, Gilju-ro Bupyeong-gu Incheon
City: INCHEON
Country: KR
Type: Corporate
Phone: +82 032 329 8780
Fax: +82 032 329 8781
Website: www.biesse.com
Turnover: 0.15649445 mil. EUR
Total assets: 0.0658924 mil. EUR
Profit loss before tax: -0.11022975 mil. EUR
Profit loss after tax net income: -0.11022975 mil. EUR
Shareholders funds: -0.08735685 mil. EUR
Number of employees: 5

Name: BIESSE MALAYSIA SDN. BHD.

National id number: 988071-A
Address: UPPER PENTHOUSE, WISMA RKT
City: KUALA LUMPUR, FEDERAL TERRITORY
Country: MY
Type: Corporate
Turnover: 5.6581247 mil. EUR
Total assets: 5.02434125 mil. EUR
Profit loss before tax: -0.10850281 mil. EUR
Profit loss after tax net income: -0.10850281 mil. EUR
Shareholders funds: 1.23654366 mil. EUR

Name: BIESSE PORTUGAL, UNIPESSOAL, LDA
National id number: 508396603
Address: SINTRA BUSINESS PARK, EDIFICIO 01 FRACAO 1P
City: ABRUNHEIRA
Country: PT
Type: Corporate
Total assets: 0.04743385 mil. EUR
Profit loss before tax: -0.01415995 mil. EUR
Profit loss after tax net income: -0.01415995 mil. EUR
Shareholders funds: -0.26501197 mil. EUR

Name: BIESSE SCHWEIZ GMBH
National id number: CH-100.4.789.748-6
Address: Luzernerstrasse 26
City: ERMENSEE
Country: CH
Type: Corporate
Phone: +41 41 3990909
Website: www.biesse.com/ch
Number of employees: 15

Name: BIESSE TAIWAN LIMITED
National id number: 52488896
Address: 65
City: SONGSHAN DIST., TAIPEI CITY
Country: TW
Type: Corporate

Name: BIESSE TRADING (SHANGHAI) CO; LTD
National id number: 310000400571888
Address: songjiang district dong district
shanghaihisongjiangqudong town dongye road 205hao10chuang
City: SHANGHAI SHANGHAI CITY
Country: CN
Type: Corporate
Phone: +86 2157670387
Fax: +86 2157670391
Turnover: 15.4254879 mil. EUR

Total assets: 9.79034656 mil. EUR
Profit loss before tax: -3.21208084 mil. EUR
Profit loss after tax net income: -3.4949175 mil. EUR
Shareholders funds: -5.00287943 mil. EUR

Name: HSD DEUTSCHLAND GMBH
National id number: HRB 541470 (Ulm)
Address: Brückenstr. 32
City: GÖPPINGEN
Country: DE
Type: Corporate
Phone: +49 7161 956660
Fax: +49 7161 9566610
Website: www.hsddeutschland.de
Total assets: 3.04525315 mil. EUR
Shareholders funds: 0.21529845 mil. EUR
Number of employees: 12

Name: HSD MECHATRONIC (SHANGHAI) CO. LTD.
Country: CN
Type: Corporate

Name: HSD MECHATRONIC KOREA LLC
Country: KR
Type: Corporate

Name: INTERMAC GUANGZHOU COMPANY LIMITED
Country: CN
Type: Corporate

Name: VIET ITALIA S.R.L.
National id number: PS0181297
Address: VIA DELLA MECCANICA 16
City: PESARO
Country: IT
Type: Corporate
Phone: +39 0721401997
Website: www.viet.it
Share direct: 85.00%
Turnover: 22.05453965 mil. EUR
Total assets: 13.8080596 mil. EUR
Profit loss before tax: 1.83800032 mil. EUR
Profit loss after tax net income: 1.21700035 mil. EUR
Shareholders funds: 2.6649997 mil. EUR
Number of employees: 76

Name: BIESSERVICE SCANDINAVIA AKTIEBOLAG
National id number: 556353-0566
Address: Maskinvägen 1

City: LINDÅS
Country: SE
Type: Corporate
Phone: +46 70 6750380
Share direct: 60.00%
Turnover: 1.39455518 mil. EUR
Total assets: 0.7874019 mil. EUR
Profit loss before tax: 0.05590174 mil. EUR
Profit loss after tax net income: 0.04260698 mil. EUR
Shareholders funds: 0.40544557 mil. EUR
Number of employees: 3

Name: MONTRESOR & CO S.R.L.
National id number: PS0198286
Address: VIA DELLA MECCANICA 16
City: PESARO
Country: IT
Type: Corporate
Share direct: 60.00%
Turnover: 2.53481287 mil. EUR
Total assets: 8.72175746 mil. EUR
Profit loss before tax: 0.12831823 mil. EUR
Profit loss after tax net income: 0.08259404 mil. EUR
Shareholders funds: 1.08259523 mil. EUR
Number of employees: 26

Name: MOVETRO S.R.L.
National id number: PS0198303
Address: VIA DELLA MECCANICA 16
City: PESARO
Country: IT
Type: Corporate
Phone: +39 0429695019
Website: www.mistrellosrl.it
Share direct: 60.00%
Turnover: 5.50321216 mil. EUR
Total assets: 3.05178129 mil. EUR
Profit loss before tax: -0.05482117 mil. EUR
Profit loss after tax net income: -0.07457436 mil. EUR
Shareholders funds: 0.21990836 mil. EUR
Number of employees: 29

Name: BIESSE AMERICA INC
National id number: 54930023IF2LEBPL0W60
Address: 4110 MEADOW OAK DR
City: CHARLOTTE
Country: US
Type: Corporate
Phone: +1 877 824 3773

Website: www.biesseusa.com
Share direct: >50.00%

Name: BIESSE CANADA INC
Address: 1845 RUE JEAN-MONNET
City: TERREBONNE
Country: CA
Type: Corporate
Phone: +1 450 477 0484
Website: www.biesseamerica.com
Share direct: >50.00%

Name: HSD USA INC
National id number: 52-2299080
Address: 3764 SW 30TH AVE
City: FORT LAUDERDALE
Country: US
Type: Corporate
Phone: +1 954 587 1991

Name: BIESSE TECNO SYSTEM S.R.L.
National id number: PS0181204
Address: VIA DELLA MECCANICA 16
City: PESARO
Country: IT
Type: Corporate
Website: www.biesse.com
Share direct: 50.00%
Turnover: 0.083382 mil. EUR
Total assets: 0.27516061 mil. EUR
Profit loss before tax: -0.07533064 mil. EUR
Profit loss after tax net income: -0.05313685 mil. EUR
Shareholders funds: 0.09506382 mil. EUR

Name: HYPERLEAN S.R.L.
National id number: AN0191577
Address: VIA GIUSEPPE VERDI 4
City: ANCONA
Country: IT
Type: Corporate
Website: www.hyperlean.eu
Share direct: 21.95%
Turnover: 1.61275089 mil. EUR
Total assets: 1.14789916 mil. EUR
Profit loss before tax: 0.34169068 mil. EUR
Profit loss after tax net income: 0.29931898 mil. EUR
Shareholders funds: 0.65591622 mil. EUR
Number of employees: 18

Name: CONFINDUSTRIA ENERGIA ADRIATICA SOC. CONS. A R.L.

National id number: PS0146359

Address: VIA EUGENIO CURIEL 35

City: PESARO

Country: IT

Type: Corporate

Phone: +39 0721383264

Website: www.confindustriaenergiaadriatica.it

Share direct: 1.33%

Turnover: 38.41193142 mil. EUR

Total assets: 6.7830405 mil. EUR

Profit loss before tax: 0.14356519 mil. EUR

Profit loss after tax net income: 0.09905231 mil. EUR

Shareholders funds: 0.51818635 mil. EUR

Number of employees: 3

Name: CONSORZIO DEL MOBILE - SOCIETA' CONSORTILE PER AZIONI CENTRO DI SERVIZI REALI AL SISTEMA MOBILIERO MARCHIGIANO IN ACRONIMO COSMOB S.P.A.

National id number: PS0092918

Address: GAL ROMA SCALA B

City: PESARO

Country: IT

Type: Corporate

Phone: +39 072132510

Website: www.cosmob.it

Share direct: 0.36%

Turnover: 1.13841239 mil. EUR

Total assets: 1.30917425 mil. EUR

Profit loss before tax: 0.10383934 mil. EUR

Profit loss after tax net income: 0.0883389 mil. EUR

Shareholders funds: 0.50061969 mil. EUR

Number of employees: 12

Name: CO-ENV

National id number: AN0178642

Address: VIA GAETANO SALVEMINI 3

City: JESI

Country: IT

Type: Corporate

Website: coenv.websolute.it

Turnover: 0.0166764 mil. EUR

Total assets: 2.32635787 mil. EUR

Profit loss before tax: -0.02396315 mil. EUR

Profit loss after tax net income: -0.02396315 mil. EUR

Shareholders funds: 0 mil. EUR

Name: CONSORZIO PESARO BASKET

National id number: PS0167011
Address: LGO ASCOLI PICENO 23
City: PESARO
Country: IT
Type: Corporate
Website: www.victorialibertas.it
Turnover: 0.10435447 mil. EUR
Total assets: 0.04743385 mil. EUR
Profit loss before tax: -0.07061667 mil. EUR
Profit loss after tax net income: -0.07061667 mil. EUR
Shareholders funds: 0.02447587 mil. EUR

Name: PREDSTAVITELSTVO AKTSIONERNOGO
OBSCHESTVA BIESSE S.P.A. (ITALIYA) G.MOSCOW
National id number: 9909028779
Address: Pr-kt leninskii d.113/1, E701
City: MOSCOW
Country: RU
Type: Corporate
Phone: +7 495 9565661
Fax: +7 495 6623662
Website: www.biesse.r
Name: BIESSE S.P.A.
National id number: 05.530.255/0001-80
Country: BR

Branches

Name: BIESSE SPA
National id number: 05.722.345/0001-72
Country: BR

MANAGEMENT

Management

Fullname: Mr Giancarlo Selci
Type: Individual
Gender: Male
date of birth: 1936/01/02
Age: 82
Country: Italy
Number of involvements: 13
Function: Chairman of the Board of Directors
Level of responsibility: President / Chairman
Appointment date: 2018/04/24
Resignation date: 2020/12/31

Fullname: Mr Giancarlo Selci
Type: Individual
Gender: Male

date of birth: 1936/01/02
Age: 82
Country: Italy
Number of involvements: 13
Function: Chief Executive Officer
Level of responsibility: Highest executive

Fullname: Mr Giancarlo Selci
Type: Individual
Gender: Male
date of birth: 1936/01/02
Age: 82
Country: Italy
Number of involvements: 13
Function: Adviser
Level of responsibility: Senior Management employee
Appointment date: 2018/04/24
Resignation date: 2020/12/31

Fullname: Mr Roberto Selci
Type: Individual
Gender: Male
date of birth: 1960/04/18
Age: 58
Country: Italy
Number of involvements: 9
Function: Chairman (Board of Directors)
Level of responsibility: President / Chairman

Fullname: Mr Roberto Selci
Type: Individual
Gender: Male
date of birth: 1960/04/18
Age: 58
Country: Italy
Number of involvements: 9
Function: Chief Executive Officer
Level of responsibility: Highest executive
Appointment date: 2018/05/02
Resignation date: 2020/12/31

Fullname: Mr Roberto Selci
Type: Individual
Gender: Male
date of birth: 1960/04/18
Age: 58
Country: Italy
Number of involvements: 9
Function: Adviser

Level of responsibility: Senior Management employee
Appointment date: 2018/04/24
Resignation date: 2020/12/31

Fullname: Mr Salvatore Giordano
Type: Individual
Gender: Male
date of birth: 1950/09/10
Age: 67
Country: Italy
Number of involvements: 5
Function: Independent Director (Board of Directors)
Level of responsibility: Member

Fullname: Ms Alessandra Parpajola
Type: Individual
Gender: Female
date of birth: 1973/06/12
Age: 45
Country: Italy
Number of involvements: 5
Function: Executive Director (Board of Directors)
Level of responsibility: Member; Unspecified executive

Fullname: Ms Alessandra Parpajola
Type: Individual
Gender: Female
date of birth: 1973/06/12
Age: 45
Country: Italy
Number of involvements: 5
Function: Adviser
Level of responsibility: Senior Management employee
Appointment date: 2018/04/24
Resignation date: 2020/12/31

Fullname: Mr Stefano Porcellini
Type: Individual
Gender: Male
date of birth: 1965/11/23
Age: 52
Country: Italy
Number of involvements: 7
Function: Executive Director (Board of Directors)
Level of responsibility: Member; Unspecified executive

Fullname: Mr Stefano Porcellini
Type: Individual
Gender: Male

date of birth: 1965/11/23
Age: 52
Country: Italy
Number of involvements: 7
Function: Special Proxy
Level of responsibility: Proxyholders; Representative
Appointment date: 2014/04/17

Fullname: Mr Stefano Porcellini
Type: Individual
Gender: Male
date of birth: 1965/11/23
Age: 52
Country: Italy
Number of involvements: 7
Function: Group General Manager
Level of responsibility: Highest executive

Fullname: Mr Stefano Porcellini
Type: Individual
Gender: Male
date of birth: 1965/11/23
Age: 52
Country: Italy
Number of involvements: 7
Function: Adviser
Level of responsibility: Senior Management employee
Appointment date: 2018/04/24
Resignation date: 2020/12/31

Fullname: Ms Elisabetta Righini
Type: Individual
Gender: Female
date of birth: 1961/03/25
Age: 57
Country: Italy
Number of involvements: 2
Function: Independent Director (Board of Directors)
Level of responsibility: Member

Fullname: Ms Elisabetta Righini
Type: Individual
Gender: Female
date of birth: 1961/03/25
Age: 57
Country: Italy
Number of involvements: 2
Function: Adviser
Level of responsibility: Senior Management employee

Appointment date: 2018/04/24
Resignation date: 2020/12/31

Fullname: Mr Cesare Tinti
Type: Individual
Gender: Male
date of birth: 1968/07/24
Age: 49
Country: Italy
Number of involvements: 6
Function: Executive Director (Board of Directors)
Level of responsibility: Member; Unspecified executive

Fullname: Mr Cesare Tinti
Type: Individual
Gender: Male
date of birth: 1968/07/24
Age: 49
Country: Italy
Number of involvements: 6
Function: Special Proxy
Level of responsibility: Proxyholders; Representative
Appointment date: 2015/12/29

Fullname: Mr Cesare Tinti
Type: Individual
Gender: Male
date of birth: 1968/07/24
Age: 49
Country: Italy
Number of involvements: 6
Function: Manager of the Wood Division
Level of responsibility: Manager

Fullname: Mr Alberto Amurri
Type: Individual
Gender: Male
date of birth: 1960/07/30
Age: 57
Country: Italy
Number of involvements: 5
Function: Special Proxy
Level of responsibility: Proxyholders; Representative
Appointment date: 2008/12/15

Fullname: Mr Franco Angelotti
Type: Individual
Gender: Male
date of birth: 1957/12/27

Age: 60
Country: Italy
Number of involvements: 1
Function: Special Proxy
Level of responsibility: Proxyholders; Representative
Appointment date: 2017/02/02

Fullname: Mr Mirco Anselmi
Type: Individual
Gender: Male
date of birth: 1975/11/05
Age: 42
Country: Italy
Number of involvements: 1
Function: Special Proxy
Level of responsibility: Proxyholders; Representative
Appointment date: 2016/09/07

Fullname: Mr Battista Avanzi
Type: Individual
Gender: Male
date of birth: 1965/07/17
Age: 53
Country: Italy
Number of involvements: 2
Function: Special Proxy
Level of responsibility: Proxyholders; Representative
Appointment date: 2012/10/31

Fullname: Ms Paola Bailetti
Type: Individual
Gender: Female
date of birth: 1967/10/01
Age: 50
Country: Italy
Number of involvements: 1
Function: Special Proxy
Level of responsibility: Proxyholders; Representative
Appointment date: 2016/09/07

Fullname: Mr Giovanni Bellucci
Type: Individual
Gender: Male
date of birth: 1956/09/28
Age: 61
Country: Italy
Number of involvements: 3
Function: Special Proxy
Level of responsibility: Proxyholders; Representative

Appointment date: 2014/04/17

Fullname: Mr Christian Berardi
Type: Individual
Gender: Male
date of birth: 1974/06/10
Age: 44
Country: Italy
Number of involvements: 13
Function: Special Proxy
Level of responsibility: Proxyholders; Representative
Appointment date: 2014/04/17

Fullname: Mr Gianluigi Casadio
Type: Individual
Gender: Male
date of birth: 1976/09/20
Age: 41
Country: Italy
Number of involvements: 3
Function: Special Proxy
Level of responsibility: Proxyholders; Representative
Appointment date: 2016/09/07

Fullname: Mr Omar Cattani
Type: Individual
Gender: Male
date of birth: 1973/09/06
Age: 44
Country: Italy
Number of involvements: 1
Function: Special Proxy
Level of responsibility: Proxyholders; Representative
Appointment date: 2012/03/07

Fullname: Mr Massimo Dettorre
Type: Individual
Gender: Male
date of birth: 1967/05/15
Age: 51
Country: Italy
Number of involvements: 1
Function: Special Proxy
Level of responsibility: Proxyholders; Representative
Appointment date: 2017/02/10

Fullname: Mr Franco Diotalevi
Type: Individual
Gender: Male

date of birth: 1970/05/18
Age: 48
Country: Italy
Number of involvements: 2
Function: Special Proxy
Level of responsibility: Proxyholders; Representative
Appointment date: 2017/02/02

Fullname: Mr Fabrizio Dominici
Type: Individual
Gender: Male
date of birth: 1959/03/16
Age: 59
Country: Italy
Number of involvements: 1
Function: Special Proxy
Level of responsibility: Proxyholders; Representative
Appointment date: 2014/05/20

Fullname: Mr Gianluca Grianti
Type: Individual
Gender: Male
date of birth: 1965/03/07
Age: 53
Country: Italy
Number of involvements: 1
Function: Special Proxy
Level of responsibility: Proxyholders; Representative
Appointment date: 2013/10/22

Fullname: Mr Fabio La Cava
Type: Individual
Gender: Male
date of birth: 1972/06/29
Age: 46
Country: Italy
Number of involvements: 2
Function: Special Proxy
Level of responsibility: Proxyholders; Representative
Appointment date: 2012/03/07

Fullname: Mr Mauro Moscioni
Type: Individual
Gender: Male
date of birth: 1968/08/23
Age: 49
Country: Italy
Number of involvements: 1
Function: Special Proxy

Level of responsibility: Proxyholders; Representative
Appointment date: 2017/06/06

Fullname: Mr Andrea Panzieri
Type: Individual
Gender: Male
date of birth: 1964/09/14
Age: 53
Country: Italy
Number of involvements: 1
Function: Special Proxy
Level of responsibility: Proxyholders; Representative
Appointment date: 2017/03/16

Fullname: Mr Fabio Persi
Type: Individual
Gender: Male
date of birth: 1961/09/24
Age: 56
Country: Italy
Number of involvements: 1
Function: Special Proxy
Level of responsibility: Proxyholders; Representative
Appointment date: 2014/05/20

Fullname: Mr Pietro Possenti
Type: Individual
Gender: Male
date of birth: 1973/05/01
Age: 45
Country: Italy
Number of involvements: 1
Function: Special Proxy
Level of responsibility: Proxyholders; Representative
Appointment date: 2014/04/17

Fullname: Mr Raphael Prati
Type: Individual
Gender: Male
date of birth: 1970/02/14
Age: 48
Country: Italy
Number of involvements: 2
Function: Special Proxy
Level of responsibility: Proxyholders; Representative
Appointment date: 2016/09/07

Fullname: Mr Enrico Rapanotti
Type: Individual

Gender: Male
date of birth: 1964/05/15
Age: 54
Country: Italy
Number of involvements: 1
Function: Special Proxy
Level of responsibility: Proxyholders; Representative
Appointment date: 2016/04/01

Fullname: Mr Arno Skalamera
Type: Individual
Gender: Male
date of birth: 1958/03/13
Age: 60
Country: Italy
Number of involvements: 1
Function: Special Proxy
Level of responsibility: Proxyholders; Representative
Appointment date: 2016/09/07

Fullname: Mr Paolo De Mitri
Type: Individual
Gender: Male
date of birth: 1963/10/14
Age: 54
Country: Italy
Number of involvements: 10
Function: Chairman of the Board of Statutory Auditors
Level of responsibility: President / Chairman; Auditor
Appointment date: 2018/04/24
Resignation date: 2020/12/31

Fullname: Mr Giovanni Ciurlo
Type: Individual
Gender: Male
date of birth: 1960/08/14
Age: 57
Country: Italy
Number of involvements: 9
Function: Chairman (Statutory Auditor)
Level of responsibility: Member; Unspecified executive; Chief
Officer; Executive; Auditor

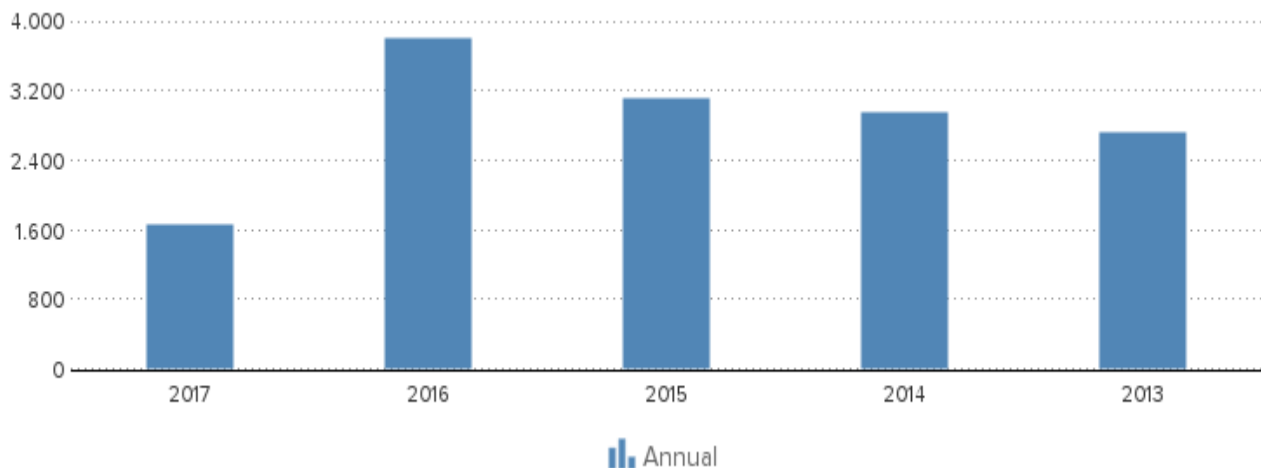
Fullname: Mr Giovanni Chiura
Type: Individual
Gender: Male
date of birth: 1965/07/06
Age: 53
Country: Italy

Number of involvements: 11
Function: Adviser
Level of responsibility: Senior Management employee
Appointment date: 2018/04/24
Resignation date: 2020/12/31

Fullname: Ms Federica Palazzi
Type: Individual
Gender: Female
date of birth: 1979/01/28
Age: 39
Country: Italy
Number of involvements: 1
Function: Adviser
Level of responsibility: Senior Management employee
Appointment date: 2018/04/24
Resignation date: 2020/12/31

EMPLOYEES

Year	2017	2016	2015	2014	2013
Annual	1653	3799	3108	2942	2714



FINANCIAL ANALYSIS

Trend	Fluctuating
Profitability	More than sufficient
Solvability	Sufficient

DISCLAIMER : This Report is **PRIVATE & CONFIDENTIAL** and it is prepared at the request of and for its use by the Subscriber only. The Subscriber shall use the contents of the Report merely as an aid to its business. Mira Inform Private Limited ("MIPL") has collated information/data in the Report, which have not been verified unless otherwise specifically mentioned in the Report. The Subscriber shall independently verify the accuracy and correctness of the information/data before in any way acting upon the same. MIPL shall not be liable for any harm, injury, loss or damage caused to the Subscriber due to default by the Subscriber's debtors/beneficiaries in fulfilling their obligations of any nature whatsoever. This Report or any of its portion shall not be used as a documentary evidence or otherwise before any investigative agencies or forum of law. This Report is confidential and proprietary to MIPL. The Subscriber and/or any other person(s) may not reproduce, publish or disclose any of the contents of the Report to others without the express authorization of MIPL. This Report is prepared and issued to the Subscriber without any risk, responsibility or liability on the part of MIPL or its officials.

Liquidity Limited
Show amount in Euro

KEY FIGURES

Year	2017	2016	2015	2014	2013
Quick ratio	0,69	0,64	0,71	0,78	0,66
Current ratio	1,14	1,08	1,16	1,29	1,11
Working capital/ balance total	0,08	0,05	0,09	0,15	0,06
Equity / balance total	0,34	0,33	0,33	0,32	0,33
Equity / Fixed assets	1,04	0,98	0,99	0,94	0,89
Working capital	44.461.000	24.051.000	40.101.000	56.413.000	21.495.000
Equity	188.337.000	159.723.000	141.386.000	123.193.000	113.094.000
Mutation equity	17,91	12,97	14,77	8,93	
Mutation short term liabilities	7,49	22,42	27,29	0,75	
Return on total assets (ROA)	11,09	10,78	8,99	5,97	4,31
Return on equity (ROE)	32,25	32,80	27,21	18,41	12,93
Gross profit margin	9,15	9,12	9,31	6,12	5,31
Net profit margin	6,13	4,72	4,01	3,20	1,67
Average collection ratio	2,16	2,08	2,14	2,24	2,02
Average payment ratio	5,82	4,83	5,21	5,33	5,05
Equity turnover ratio	3,69	3,89	3,70	3,49	3,40
Total assets turnover ratio	1,27	1,28	1,22	1,13	1,13
Fixed assets turnover ratio	3,83	3,83	3,66	3,28	3,03
Inventory conversion ratio	4,85	4,76	4,70	4,39	4,46
Turnover	694.789.000	622.037.000	523.133.000	430.001.000	384.763.000
Gross margin	423.159.000	375.707.000	274.426.000	197.198.000	183.989.000
Operating result	63.607.000	56.734.000	48.680.000	26.295.000	20.446.000
Net result after taxes	42.559.000	29.384.000	20.972.000	13.766.000	6.435.000
Cashflow	66.607.000	47.242.000	36.432.000	27.089.000	20.271.000
Gross profit	296.718.000	248.784.000	207.950.000	173.075.000	149.048.000
EBITDA	87.655.000	74.592.000	64.140.000	39.618.000	34.282.000

Summary

The 2017 financial result structure is a positive working capital of 44.461.000 euro, which is in agreement with 8 % of the total assets of the company.

The working capital has increased with 84.86 % compared to previous year. The ratio, with respect to the total assets of the company has however, increased.

The improvement between 2016 and 2017 has mainly been caused by a change of the current assets.

The current ratio of the company in 2017 was 1.14. When the current ratio is below 1.5, the company may have problems meeting its short-term obligations.

The quick ratio in 2017 of the company was 0.69. A company with a Quick Ratio of less than 1 cannot currently pay back its current liabilities.

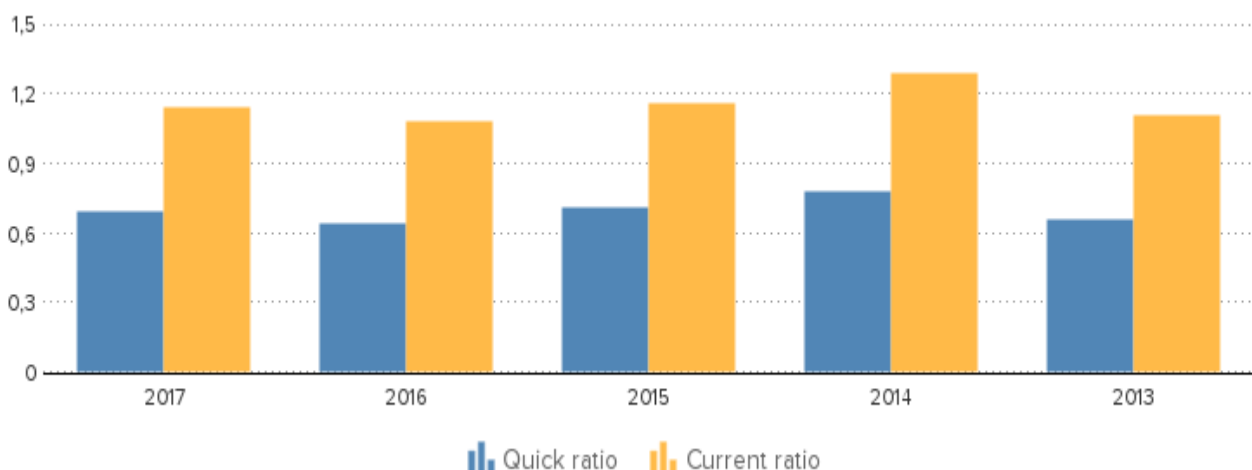
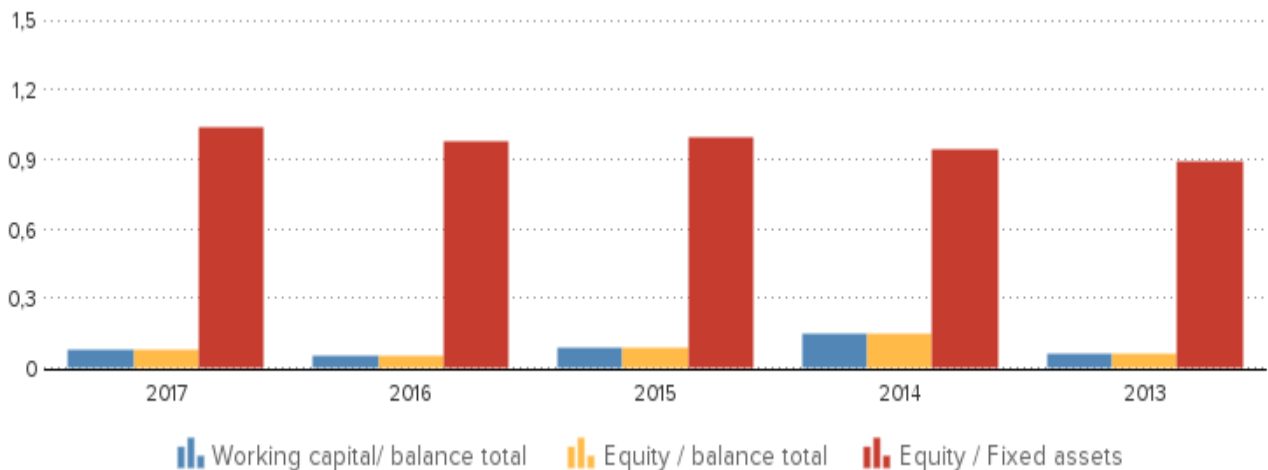
The 2016 financial result structure is a positive working capital of 24.051.000 euro, which is in agreement with 5 % of the total assets of the company.

The working capital has diminished with -40.02 % compared to previous year. The ratio, with respect to the total assets of the company has however, declined.

The deterioration between 2015 and 2016 has mainly been caused by a change of the current liabilities.

The current ratio of the company in 2016 was 1.08. When the current ratio is below 1.5, the company may have problems meeting its short-term obligations.

The quick ratio in 2016 of the company was 0.64. A company with a Quick Ratio of less than 1 cannot currently pay back its current liabilities.



DISCLAIMER : This Report is **PRIVATE & CONFIDENTIAL** and it is prepared at the request of and for its use by the Subscriber only. The Subscriber shall use the contents of the Report merely as an aid to its business. Mira Inform Private Limited ("MIPL") has collated information/data in the Report, which have not been verified unless otherwise specifically mentioned in the Report. The Subscriber shall independently verify the accuracy and correctness of the information/data before in any way acting upon the same. MIPL shall not be liable for any harm, injury, loss or damage caused to the Subscriber due to default by the Subscriber's debtors/beneficiaries in fulfilling their obligations of any nature whatsoever. This Report or any of its portion shall not be used as a documentary evidence or otherwise before any investigative agencies or forum of law. This Report is confidential and proprietary to MIPL. The Subscriber and/or any other person(s) may not reproduce, publish or disclose any of the contents of the Report to others without the express authorization of MIPL. This Report is prepared and issued to the Subscriber without any risk, responsibility or liability on the part of MIPL or its officials.

FINANCIAL STATEMENT

Auditor	Name: (KPMG SPA)
Last annual account	Name: DELOITTE & TOUCHE S.P.A.
Remark annual account	2017
Type of annual account	The company is obliged to file its financial statements.
Annual account	Consolidated
	Biesse SPA
	Via della Meccanica 16
	61100 Pesaro
	Italy

BALANCE

Year	2017	2016	2015	2014	2013
End date	2017-12-31	2016-12-31	2015-12-31	2014-12-31	2013-12-31
Type of annual account	Consol.	Consol.	Consol.	Consol.	Consol.
Intangible fixed assets	75.107.000	65.217.000	58.944.000	52.584.000	47.900.000
Tangible fixed assets	90.515.000	81.940.000	69.843.000	61.865.000	61.086.000
Other fixed assets	15.769.000	15.333.000	14.271.000	16.589.000	17.967.000
Fixed assets	181.391.000	162.490.000	143.058.000	131.038.000	126.953.000
Total stock	143.210.000	130.785.000	111.374.000	98.052.000	86.273.000
Total receivables	119.381.000	128.697.000	100.499.000	80.712.000	76.217.000
Liquid funds	78.902.000	46.382.000	51.570.000	54.358.000	36.100.000
Other current assets	24.946.000	17.739.000	21.345.000	15.526.000	13.707.000
Current assets	366.439.000	323.603.000	284.788.000	248.648.000	212.297.000
Total assets	547.830.000	486.093.000	427.846.000	379.686.000	339.250.000
Total equity	188.337.000	159.723.000	141.386.000	123.193.000	113.094.000
Provisions	14.823.000	16.123.000	16.158.000	15.905.000	16.008.000
Long term liabilities	22.692.000	10.695.000	25.615.000	48.353.000	19.346.000
Accounts payable	223.915.000	144.223.000	107.716.000	97.335.000	89.736.000
Liabilities towards credit institutes	29.087.000	33.769.000	28.209.000	20.812.000	44.884.000
Other short term liabilities	68.976.000	121.560.000	108.762.000	74.088.000	56.182.000
Short term liabilities	321.978.000	299.552.000	244.687.000	192.235.000	190.802.000
Total liabilities	547.830.000	486.093.000	427.846.000	379.686.000	339.250.000

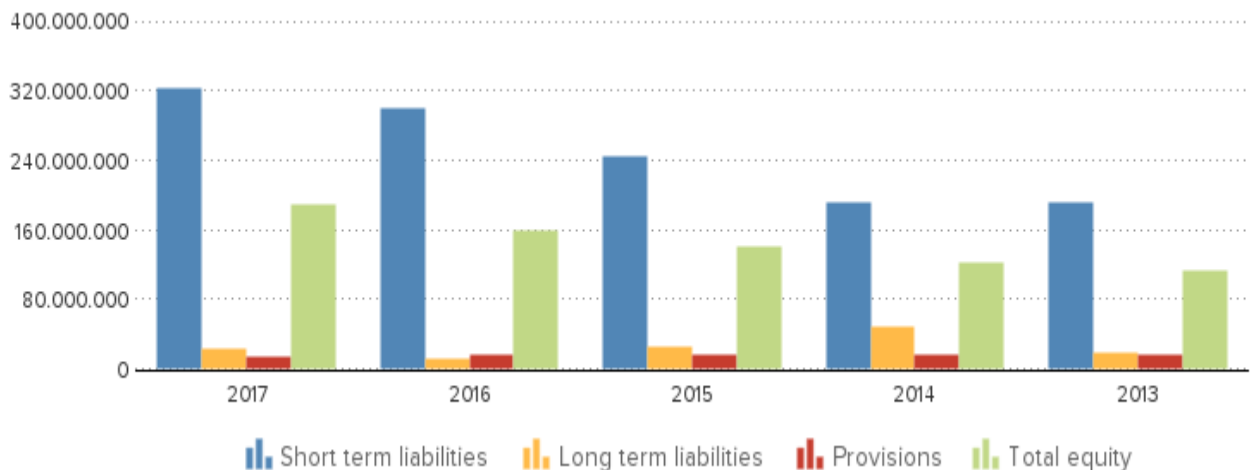
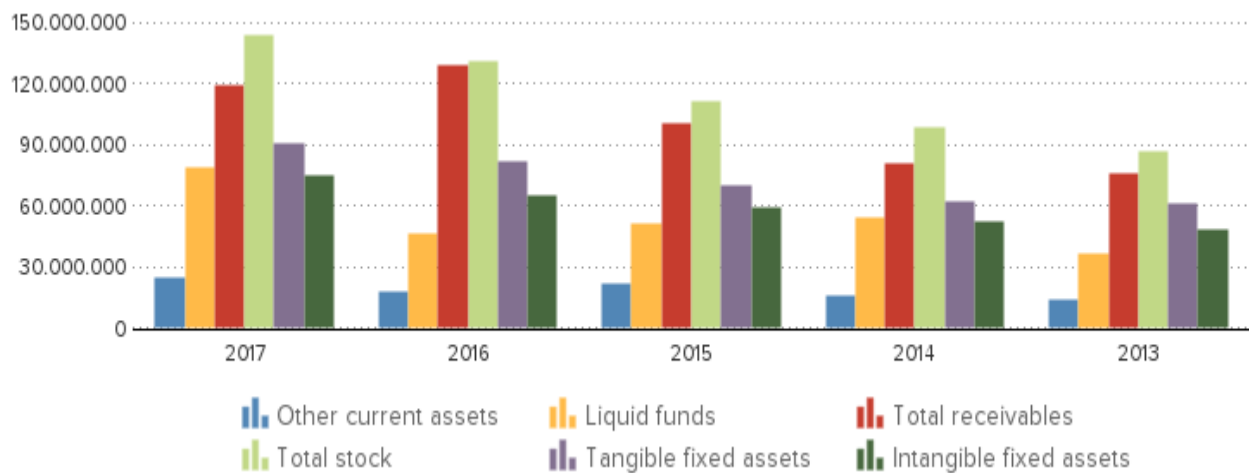
Summary

The total assets of the company increased with 12.7 % between 2016 and 2017.
The fixed asset growth of 11.63 % is lower than the total asset growth.
In 2017 the assets of the company were 33.11 % composed of fixed assets and 66.89 % by current assets. The assets are being financed by an equity of 34.38 %, and total debt of 65.62 %.

The total assets of the company increased with 13.61 % between 2015 and 2016.

The fixed asset growth of 13.58 % is lower than the total asset growth.

In 2016 the assets of the company were 33.43 % composed of fixed assets and 66.57 % by current assets. The assets are being financed by an equity of 32.86 %, and total debt of 67.14 %.



PROFIT AND LOSS

Year	2017	2016	2015	2014	2013
Revenues	690.120.000	618.489.000	519.108.000	427.144.000	378.417.000
Net turnover	694.789.000	622.037.000	523.133.000	430.001.000	384.763.000

DISCLAIMER : This Report is **PRIVATE & CONFIDENTIAL** and it is prepared at the request of and for its use by the Subscriber only. The Subscriber shall use the contents of the Report merely as an aid to its business. Mira Inform Private Limited ("MIPL") has collated information/data in the Report, which have not been verified unless otherwise specifically mentioned in the Report. The Subscriber shall independently verify the accuracy and correctness of the information/data before in any way acting upon the same. MIPL shall not be liable for any harm, injury, loss or damage caused to the Subscriber due to default by the Subscriber's debtors/beneficiaries in fulfilling their obligations of any nature whatsoever. This Report or any of its portion shall not be used as a documentary evidence or otherwise before any investigative agencies or forum of law. This Report is confidential and proprietary to MIPL. The Subscriber and/or any other person(s) may not reproduce, publish or disclose any of the contents of the Report to others without the express authorization of MIPL. This Report is prepared and issued to the Subscriber without any risk, responsibility or liability on the part of MIPL or its officials.

Cost of sales	271.630.000	246.330.000	248.707.000	232.803.000	200.774.000
Gross margin	423.159.000	375.707.000	274.426.000	197.198.000	183.989.000
Wages and salaries	199.311.000	176.551.000	148.222.000	128.241.000	112.640.000
Amorization and depreciation	24.048.000	17.858.000	15.460.000	13.323.000	13.836.000
Production costs	287.017.000	258.979.000	212.742.000	177.606.000	155.903.000
Operating expenses	359.552.000	318.973.000	225.746.000	170.903.000	163.543.000
Operating result	63.607.000	56.734.000	48.680.000	26.295.000	20.446.000
Financial income	9.932.000	536.000	2.815.000	7.324.000	5.397.000
Financial expenses	12.808.000	4.885.000	13.028.000	10.942.000	11.224.000
Financial result	-2.876.000	-4.349.000	-10.213.000	-3.618.000	-5.827.000
Result on ordinary operations before taxes	60.731.000	52.385.000	38.467.000	22.677.000	14.619.000
Taxation on the result of ordinary activities	17.992.000	22.921.000	17.412.000	8.871.000	8.207.000
Result of ordinary activities after taxes	42.739.000	29.464.000	21.055.000	13.806.000	6.412.000
Extraordinary result before taxation	-180.000	-80.000	-83.000	-40.000	23.000
Net result	42.559.000	29.384.000	20.972.000	13.766.000	6.435.000

Summary

The turnover of the company grew with 11.7 % between 2016 and 2017.

The gross profit of the company grew with 12.63 % between 2016 and 2017.

The operating result of the company grew with 12.11 % between 2016 and 2017. This evolution implies an increase of the company's economic profitability.

The result of these changes is an increase of the company's Economic Profitability of 2.88 % of the analysed period, being equal to 11.09 in the year 2017.

Despite the growth the asset turnover remained the same at 1.27.

The Net Result of the company increased by 44.84 % between 2016 and 2017.

The company's Financial Profitability has been positively affected by the financial activities in comparison to the EBITs behaviour.

The result of these variations is a profitability increase of -1.68 % of the analysed period, being 32.25 in the year 2017.

The company's financial profitability has been positively affected by its financial structure.

The turnover of the company grew with 18.91 % between 2015 and 2016.

The gross profit of the company grew with 36.91 % between 2015 and 2016.

The operating result of the company grew with 16.54 % between 2015 and 2016. This evolution implies an increase of the company's economic profitability.

The result of these changes is an increase of the company's Economic Profitability of 19.91 % of the analysed period, being equal to 10.78 in the year 2016.

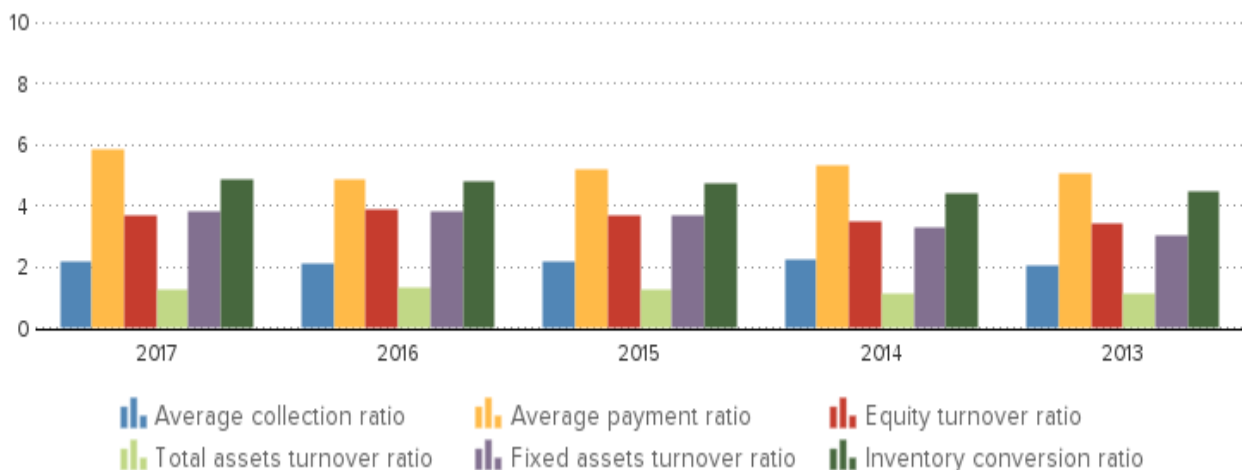
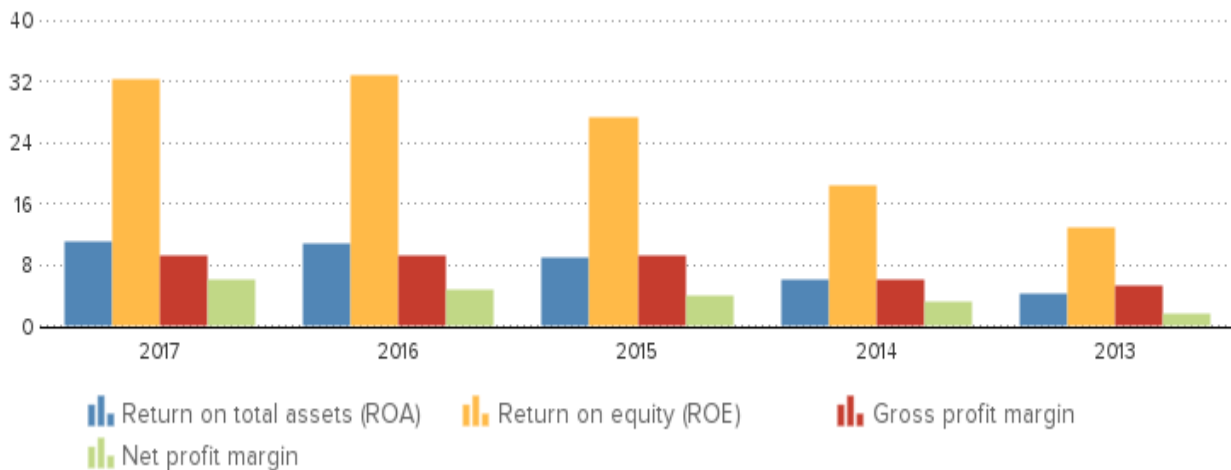
This growth has contributed to the increase in assets turnover, increasing by 4.92 % reaching 1.28.

The Net Result of the company increased by 40.11 % between 2015 and 2016.

The company's Financial Profitability has been positively affected by the financial activities in comparison to the EBITs behaviour.

The result of these variations is a profitability increase of 20.54 % of the analysed period, being 32.8 in the year 2016.

The company's financial structure has slowed down its financial profitability.



COUNTRY INFORMATION

Population

60.7 million

DISCLAIMER : This Report is **PRIVATE & CONFIDENTIAL** and it is prepared at the request of and for its use by the Subscriber only. The Subscriber shall use the contents of the Report merely as an aid to its business. Mira Inform Private Limited ("MIPL") has collated information/data in the Report, which have not been verified unless otherwise specifically mentioned in the Report. The Subscriber shall independently verify the accuracy and correctness of the information/data before in any way acting upon the same. MIPL shall not be liable for any harm, injury, loss or damage caused to the Subscriber due to default by the Subscriber's debtors/beneficiaries in fulfilling their obligations of any nature whatsoever. This Report or any of its portion shall not be used as a documentary evidence or otherwise before any investigative agencies or forum of law. This Report is confidential and proprietary to MIPL. The Subscriber and/or any other person(s) may not reproduce, publish or disclose any of the contents of the Report to others without the express authorization of MIPL. This Report is prepared and issued to the Subscriber without any risk, responsibility or liability on the part of MIPL or its officials.

GDP per capita	30507 USD
Country risk	Below average
Company risk	Low

PUBLICATIONS

Remarks

Status: Active
Category: Very large company
Stock exchange: Borsa Italiana - MTA (Mercato Telematico Azionario)
Last year: 2017
Turnover last year: 694.789.000 EUR
Result last year: 42.559.000 EUR
TOTAL assets last year: 547.830.000 EUR
Number of employees: 1653
Number of shareholders: 35
Number of subsidiaries: 51
Number of branches: 2

History

The Company was created in 1969. The main activity of the Company is related to in the machinery industry. It designs and manufactures machinery and systems used to make furniture, doors and windows, as well as items from wood, glass and stone. The Company operates through five units. The Wood unit focuses on production and distribution of machinery and systems for woodworking. The Glass unit is engaged in the production and distribution of Machinery for processing glass. The Mechatronics unit manufactures mechanical and electronic components. The Metal & Plastic unit is specialized in the production and distribution of Machinery and systems for the working of metal & plastic. Stone unit specializes in the production and distribution of CNC work centers for the transformation of natural and synthetic stone. The Company is LISTED in stock exchange Milan.

FOREIGN EXCHANGE RATES

Currency	Unit	Indian Rupees
US Dollar	1	INR 68.57
UK Pound	1	INR 89.73
Euro	1	INR 79.74
Euro	1	INR 80.10

Note : Above are approximate rates obtained from sources believed to be correct

INFORMATION DETAILS

Analysis Done by :	NIS
Report Prepared by :	SYL

DISCLAIMER : This Report is **PRIVATE & CONFIDENTIAL** and it is prepared at the request of and for its use by the Subscriber only. The Subscriber shall use the contents of the Report merely as an aid to its business. Mira Inform Private Limited ("MIPL") has collated information/data in the Report, which have not been verified unless otherwise specifically mentioned in the Report. The Subscriber shall independently verify the accuracy and correctness of the information/data before in any way acting upon the same. MIPL shall not be liable for any harm, injury, loss or damage caused to the Subscriber due to default by the Subscriber's debtors/beneficiaries in fulfilling their obligations of any nature whatsoever. This Report or any of its portion shall not be used as a documentary evidence or otherwise before any investigative agencies or forum of law. This Report is confidential and proprietary to MIPL. The Subscriber and/or any other person(s) may not reproduce, publish or disclose any of the contents of the Report to others without the express authorization of MIPL. This Report is prepared and issued to the Subscriber without any risk, responsibility or liability on the part of MIPL or its officials.

RATING EXPLANATIONS

Credit Rating	Explanation	Rating Comments
A++	Minimum Risk	Business dealings permissible with minimum risk of default
A+	Low Risk	Business dealings permissible with low risk of default
A	Acceptable Risk	Business dealings permissible with moderate risk of default
B	Medium Risk	Business dealings permissible on a regular monitoring basis
C	Medium High Risk	Business dealings permissible preferably on secured basis
D	High Risk	Business dealing not recommended or on secured terms only
NB	New Business	No recommendation can be done due to business in infancy stage
NT	No Trace	No recommendation can be done as the business is not traceable

NB is stated where there is insufficient information to facilitate rating. However, it is not to be considered as unfavourable.

This score serves as a reference to assess SC's credit risk and to set the amount of credit to be extended. It is calculated from a composite of weighted scores obtained from each of the major sections of this report. The assessed factors are as follows:

- Financial condition covering various ratios
- Company background and operations size
- Promoters / Management background
- Payment record
- Litigation against the subject
- Industry scenario / competitor analysis
- Supplier / Customer / Banker review (wherever available)