

MIRA INFORM REPORT

Report No. :	520876
Report Date :	19.07.2018

IDENTIFICATION DETAILS

Name :	S M D TEXTILES LIMITED
Registered Office :	Unit F2 Pittman Way, Preston North Employment, Industrial Estate, Fulwood, PR2 9ZD
Country :	United Kingdom
Financials (as on) :	30.09.2017
Date of Incorporation :	19.03.1987
Com. Reg. No.:	02112669
Legal Form :	Private Limited with Share Capital
Line of Business :	<ul style="list-style-type: none"> Wholesale of textiles Design and sale of furnishing textiles through independent and multiple retailers to a broad spectrum of consumers across the world.
No. of Employees :	54 [2017]

RATING & COMMENTS

(Mira Inform has adopted New Rating mechanism w.e.f. 23rd January 2017)

MIRA's Rating :	A
------------------------	----------

Credit Rating	Explanation	Rating Comments
A	Acceptable Risk	Business dealings permissible with moderate risk of default

Status :	Good
Payment Behaviour :	No Complaints
Litigation :	Clear

DISCLAIMER : This Report is **PRIVATE & CONFIDENTIAL** and it is prepared at the request of and for its use by the Subscriber only. The Subscriber shall use the contents of the Report merely as an aid to its business. Mira Inform Private Limited ("MIPL") has collated information/data in the Report, which have not been verified unless otherwise specifically mentioned in the Report. The Subscriber shall independently verify the accuracy and correctness of the information/data before in any way acting upon the same. MIPL shall not be liable for any harm, injury, loss or damage caused to the Subscriber due to default by the Subscriber's debtors/beneficiaries in fulfilling their obligations of any nature whatsoever. This Report or any of its portion shall not be used as a documentary evidence or otherwise before any investigative agencies or forum of law. This Report is confidential and proprietary to MIPL. The Subscriber and/or any other person(s) may not reproduce, publish or disclose any of the contents of the Report to others without the express authorization of MIPL. This Report is prepared and issued to the Subscriber without any risk, responsibility or liability on the part of MIPL or its officials.

NOTES :

Any query related to this report can be made on e-mail : infodept@mirainform.com while quoting report number, name and date.

ECGC Country Risk Classification List

Country Name	Previous Rating (31.12.2017)	Current Rating (01.04.2018)
United Kingdom	A1	A1

Risk Category	ECGC Classification
Insignificant	A1
Low Risk	A2
Moderately Low Risk	B1
Moderate Risk	B2
Moderately High Risk	C1
High Risk	C2
Very High Risk	D

UNITED KINGDOM - ECONOMIC OVERVIEW

The UK, a leading trading power and financial center, is the third largest economy in Europe after Germany and France. Agriculture is intensive, highly mechanized, and efficient by European standards, producing about 60% of food needs with less than 2% of the labor force. The UK has large coal, natural gas, and oil resources, but its oil and natural gas reserves are declining; the UK has been a net importer of energy since 2005. Services, particularly banking, insurance, and business services, are key drivers of British GDP growth. Manufacturing, meanwhile, has declined in importance but still accounts for about 10% of economic output.

In 2008, the global financial crisis hit the economy particularly hard, due to the importance of its financial sector. Falling home prices, high consumer debt, and the global economic slowdown compounded the UK's economic problems, pushing the economy into recession in the latter half of 2008 and prompting the then BROWN (Labour) government to implement a number of measures to stimulate the economy and stabilize the financial markets. Facing burgeoning public deficits and debt levels, in 2010 the then CAMERON-led coalition government (between Conservatives and Liberal Democrats) initiated an austerity program, which has continued under the Conservative government. However, the deficit still remains one of the highest in the G7, standing at 3.6% of GDP as of 2017, and the UK has pledged to lower its corporation tax from 20% to 17% by 2020. The UK had a debt burden of 90.4% GDP at the end of 2017.

The UK's economy has begun to slow since the referendum vote to leave the EU in June 2016. A sustained depreciation of the British pound has increased consumer and producer prices, weighing on consumer spending without spurring a meaningful increase in exports. The UK has an extensive trade relationship with other EU members through its single market membership and economic observers have warned the exit will jeopardize its position as the central location for European financial services. Prime Minister MAY is seeking a new "deep and special" trade relationship with the EU following the UK's exit. However, economists doubt that the UK will be able to preserve the benefits of EU membership without the obligations. The UK is expected to officially leave the EU by the end of March 2019.

Source : CIA

COMPANY SUMMARY

Registered Address

Unit F2 Pittman Way
Preston North Employment
Industrial Estate, Fulwood
PR2 9ZD

Trading Address

Unit F2
Pittman Way
Fulwood
Preston, Lancashire
PR2 9ZD

Website Address	http://www.swatchbox.co.uk
Company Number	02112669
Telephone Number	01772651199
Fax Number	-
TPS	No
FPS	Yes
Incorporation Date	19/03/1987
Previous Name	-
Type	Private Limited with Share Capital
FTSE Index	-
Date of Change	-
Filing Date of Accounts	16/06/2018
Currency	GBP
Share Capital	£200,000
SIC07	46410
Charity Number	-
SIC07 Description	Wholesale of textiles
Principal Activity	Design and sale of furnishing textiles through independent and multiple retailers to a broad spectrum of consumers across the world.

ADDITIONAL INFORMATION

CCJ's

0 (£0)

No CCJ Information To Display

Ultimate Holding Company SMD (HOLDINGS) LIMITED
Accountant -

DISCLAIMER : This Report is **PRIVATE & CONFIDENTIAL** and it is prepared at the request of and for its use by the Subscriber only. The Subscriber shall use the contents of the Report merely as an aid to its business. Mira Inform Private Limited ("MIPL") has collated information/data in the Report, which have not been verified unless otherwise specifically mentioned in the Report. The Subscriber shall independently verify the accuracy and correctness of the information/data before in any way acting upon the same. MIPL shall not be liable for any harm, injury, loss or damage caused to the Subscriber due to default by the Subscriber's debtors/beneficiaries in fulfilling their obligations of any nature whatsoever. This Report or any of its portion shall not be used as a documentary evidence or otherwise before any investigative agencies or forum of law. This Report is confidential and proprietary to MIPL. The Subscriber and/or any other person(s) may not reproduce, publish or disclose any of the contents of the Report to others without the express authorization of MIPL. This Report is prepared and issued to the Subscriber without any risk, responsibility or liability on the part of MIPL or its officials.

Mortgages	7
Trade Debtors	-
Group	7 companies
Linkages	0 companies
Countries	In 0 countries

KEY FINANCIALS

Year to Date	Turnover	Pre Tax Profit	Shareholder	Funds Employees
30.09.2017	£9,533,044	£171,930	£5,656,146	54
30.09.2016	£8,390,712	£338,377	£5,268,004	45
30.06.2015	£7,746,544	-£95,150	£4,848,958	44

MORTGAGE SUMMARY

Total Mortgage	7
Outstanding	2
Satisfied	5

TRADE DEBTORS / BAD DEBT SUMMARY

Total Number of Documented Trade	24
Total Value of Documented Trade	£73,219

COMMENTARY

This company has been treated as a Medium company.
This company's ratio of total liabilities to total assets indicates the presence of moderate equity funding.
This company's return on total assets employed ratio indicates a relatively efficient use of assets.
This company has only made late payments on a low percentage of invoices.
This company's bank loans and overdrafts (less cash) account for a moderate percentage of short term liabilities.
This company trades in an industry with a lower level of corporate failures.

CCJ

Total Number of Exact CCJs -	0	Total Value of Exact CCJs -	
Total Number of Possible CCJs -	0	Total Value of Possible CCJs -	
Total Number of Satisfied CCJs -	0	Total Value of Satisfied CCJs -	
Total Number of Writs -	-		

Total Current Directors	4	Total Current Secretaries	0
Total Previous Directors / Company Secretaries	14	Total Person's With Significant Control	1

CURRENT DIRECTORS

Title	Mr	Function	Director
Name	Richard John Hargreaves	Nationality	British
Date of Birth	05/1968	Present Appointments	4
Latest Address	Unit F2 Pittman Way, Preston North Employment, Industrial Estate, Fulwood, Preston	Appointment Date	11/05/2011
Post Code	PR2 9ZD		
Title	Mr	Function	Director
Name	Robert Jason Kenworthy	Nationality	British
Date of Birth	12/1969	Present Appointments	7
Latest Address	Unit F2 Pittman Way, Preston North Employment, Industrial Estate, Fulwood, Preston	Appointment Date	05/01/1992
Post Code	PR2 9ZD		
Title	Mr	Function	Director
Name	Neil Anderson	Nationality	British
Date of Birth	07/1963	Present Appointments	1
Latest Address	Unit F2 Pittman Way, Preston North Employment, Industrial Estate, Fulwood, Preston	Appointment Date	03/12/2012
Post Code	PR2 9ZD		
Title	Mr	Function	Director
Name	Jonathan Edward Pink	Nationality	British
Date of Birth	03/1982	Present Appointments	4
Latest Address	Unit F2 Pittman Way,	Appointment Date	22/03/2013

DISCLAIMER : This Report is **PRIVATE & CONFIDENTIAL** and it is prepared at the request of and for its use by the Subscriber only. The Subscriber shall use the contents of the Report merely as an aid to its business. Mira Inform Private Limited ("MIPL") has collated information/data in the Report, which have not been verified unless otherwise specifically mentioned in the Report. The Subscriber shall independently verify the accuracy and correctness of the information/data before in any way acting upon the same. MIPL shall not be liable for any harm, injury, loss or damage caused to the Subscriber due to default by the Subscriber's debtors/beneficiaries in fulfilling their obligations of any nature whatsoever. This Report or any of its portion shall not be used as a documentary evidence or otherwise before any investigative agencies or forum of law. This Report is confidential and proprietary to MIPL. The Subscriber and/or any other person(s) may not reproduce, publish or disclose any of the contents of the Report to others without the express authorization of MIPL. This Report is prepared and issued to the Subscriber without any risk, responsibility or liability on the part of MIPL or its officials.












	Preston North Employment, Industrial Estate, Fulwood, Preston	
Post Code	PR2 9ZD	

CURRENT COMPANY SECRETARY





Top Shareholders

Name	Currency	Share Count	Share Type	Nominal Value	% of Total Share Count
SMD HOLDINGS LTD	GBP	200,000	ORDINARY	1	100














PROFIT & LOSS

	Date Of Accounts	30/09/17	(%)	30/09/16	(%)	30/09/15	(%)	30/09/14	(%)	30/09/13
	Weeks	52	(%)	52	(%)	52	(%)	52	(%)	52
	Currency	GBP	(%)	GBP	(%)	GBP	(%)	GBP	(%)	GBP
	Consolidated A/cs	N	(%)	N	(%)	N	(%)	N	(%)	N
	Turnover	£9,533,044	13.6%	£8,390,712	8.3%	£7,746,544	-	-	-	-
	Export	£1,330,280	39.2%	£955,866	-9%	£1,050,747	-	-	-	-
	Cost of Sales	£7,173,948	14.3%	£6,278,507	1.3%	£6,199,136	-	-	-	-
	Gross Profit	£2,359,096	11.7%	£2,112,205	36.5%	£1,547,408	-	-	-	-
	Wages & Salaries	£1,581,146	31.8%	£1,199,724	-0.9%	£1,211,165	-	-	-	-
	Directors Emoluments	£197,829	-3.4%	£204,858	-10.5%	£228,921	4.8%	£218,429	-	-
	Operating Profit	£125,914	-59.8%	£313,429	358.5%	-£121,255	-	-	-	-
	Depreciation	£111,650	26.5%	£88,276	-5.8%	£93,744	-34.1%	£142,318	12.2%	£126,846
	Audit Fees	£6,650	21.2%	£5,485	2.5%	£5,350	-	-	-	-
	Interest Payments	£24,554	-2.8%	£25,272	4.8%	£24,115	-	-	-	-
	Pre Tax Profit	£171,930	-49.2%	£338,377	455.6%	-£95,150	-	-	-	-





DISCLAIMER : This Report is **PRIVATE & CONFIDENTIAL** and it is prepared at the request of and for its use by the Subscriber only. The Subscriber shall use the contents of the Report merely as an aid to its business. Mira Inform Private Limited ("MIPL") has collated information/data in the Report, which have not been verified unless otherwise specifically mentioned in the Report. The Subscriber shall independently verify the accuracy and correctness of the information/data before in any way acting upon the same. MIPL shall not be liable for any harm, injury, loss or damage caused to the Subscriber due to default by the Subscriber's debtors/beneficiaries in fulfilling their obligations of any nature whatsoever. This Report or any of its portion shall not be used as a documentary evidence or otherwise before any investigative agencies or forum of law. This Report is confidential and proprietary to MIPL. The Subscriber and/or any other person(s) may not reproduce, publish or disclose any of the contents of the Report to others without the express authorization of MIPL. This Report is prepared and issued to the Subscriber without any risk, responsibility or liability on the part of MIPL or its officials.

	Taxation	-£51,418	- 163.7 %	£80,669	999.9 %	£2,170	-	-	-	-
	Profit After Tax	£120,512	- 71.2%	£419,046	550.7 %	-£92,980	-	-	-	-
	Dividends Payable	-	-	-	-	-	-	-	-	-
	Retained Profit	£120,512	- 71.2%	£419,046	550.7 %	-£92,980	-	-	-	-






BALANCE SHEET

	Date Of Accounts	30/09/17	(%)	30/09/16	(%)	30/09/15	(%)	30/09/14	(%)	30/09/13
	Tangible Assets	£2,315,175	-1.7%	£2,354,142	4.6%	£2,251,225	-2.3%	£2,303,929	-4%	£2,399,400
	Intangible Assets	0	-	0	-	0	-	0	-	0
	Total Fixed Assets	£2,315,175	-1.7%	£2,354,142	4.6%	£2,251,225	-2.3%	£2,303,929	-4%	£2,399,400
	Stock	£3,909,847	81.7%	£2,152,064	- 20.2%	£2,695,208	22%	£2,208,650	8.4%	£2,037,266
	Trade Debtors	£2,746,482	44.6%	£1,899,993	-1.8%	£1,935,111	- 39.6%	£3,204,655	2.7%	£3,121,593
	Cash	£3,949	- 98.3%	£230,603	999.9 %	£2,456	- 24.4%	£3,248	-79%	£15,485
	Other Debtors	£3,238,996	91.5%	£1,691,024	-6.9%	£1,816,268	-	0	-	0
	Miscellaneous Current Assets	0	-	0	-	0	-	0	-	0
	Total Current Assets	£9,899,274	65.7%	£5,973,684	-7.4%	£6,449,043	19.1%	£5,416,553	4.7%	£5,174,344
	Trade Creditors	£1,925,712	77.3%	£1,086,208	- 18.4%	£1,331,658	- 49.3%	£2,626,560	6%	£2,477,355
	Bank Loans & Overdrafts	£2,433,757	63.6%	£1,487,508	- 32.6%	£2,206,202	-	0	-	0
	Other Short Term Finance	£1,798,162	999.9 %	£72,117	-	0	-	0	-	0
	Miscellaneous Current Liabilities	£292,432	-2.5%	£300,039	83.4%	£163,636	-	0	-	0




DISCLAIMER : This Report is **PRIVATE & CONFIDENTIAL** and it is prepared at the request of and for its use by the Subscriber only. The Subscriber shall use the contents of the Report merely as an aid to its business. Mira Inform Private Limited ("MIPL") has collated information/data in the Report, which have not been verified unless otherwise specifically mentioned in the Report. The Subscriber shall independently verify the accuracy and correctness of the information/data before in any way acting upon the same. MIPL shall not be liable for any harm, injury, loss or damage caused to the Subscriber due to default by the Subscriber's debtors/beneficiaries in fulfilling their obligations of any nature whatsoever. This Report or any of its portion shall not be used as a documentary evidence or otherwise before any investigative agencies or forum of law. This Report is confidential and proprietary to MIPL. The Subscriber and/or any other person(s) may not reproduce, publish or disclose any of the contents of the Report to others without the express authorization of MIPL. This Report is prepared and issued to the Subscriber without any risk, responsibility or liability on the part of MIPL or its officials.

	Total Current Liabilities	£6,450,063	119%	£2,945,872	-20.4%	£3,701,496	40.9%	£2,626,560	6%	£2,477,355
	Bank Loans & Overdrafts and LTL	£2,541,997	58.7%	£1,601,458	-32%	£2,356,016	999.9%	£151,984	-10.7%	£170,198
	Other Long Term Finance	£79,018	-13.2%	£91,063	-	0	-	0	-	0
	Total Long Term Liabilities	£108,240	-5%	£113,950	-23.9%	£149,814	-1.4%	£151,984	-10.7%	£170,198



CAPITAL & RESERVES

	Date Of Accounts	30/09/17	(%)	30/09/16	(%)	30/09/15	(%)	30/09/14	(%)	30/09/13
	Called Up Share Capital	£551,145	-	£551,145	-	£551,145	-	£551,145	-	£551,145
	P & L Account Reserve	£3,820,721	5.7%	£3,616,195	13.9%	£3,175,001	-2.1%	£3,242,354	1.2%	£3,203,478
	Revaluation Reserve	-	-	-	-100%	£1,107,641	-2%	£1,130,717	-2%	£1,153,793
	Sundry Reserves	£1,284,280	16.7%	£1,100,664	999.9%	£15,171	-14.4%	£17,722	-0.3%	£17,775
	Shareholder Funds	£5,656,146	7.4%	£5,268,004	8.6%	£4,848,958	-1.9%	£4,941,938	0.3%	£4,926,191





OTHER FINANCIAL ITEMS

	Date Of Accounts	30/09/17	(%)	30/09/16	(%)	30/09/15	(%)	30/09/14	(%)	30/09/13
	Net Worth	£5,656,146	7.4%	£5,268,004	8.6%	£4,848,958	-1.9%	£4,941,938	0.3%	£4,926,191
	Working Capital	£3,449,211	13.9%	£3,027,812	10.2%	£2,747,547	-1.5%	£2,789,993	3.4%	£2,696,989
	Total Assets	£12,214,449	46.7%	£8,327,826	-4.3%	£8,700,268	12.7%	£7,720,482	1.9%	£7,573,744



DISCLAIMER : This Report is **PRIVATE & CONFIDENTIAL** and it is prepared at the request of and for its use by the Subscriber only. The Subscriber shall use the contents of the Report merely as an aid to its business. Mira Inform Private Limited ("MIPL") has collated information/data in the Report, which have not been verified unless otherwise specifically mentioned in the Report. The Subscriber shall independently verify the accuracy and correctness of the information/data before in any way acting upon the same. MIPL shall not be liable for any harm, injury, loss or damage caused to the Subscriber due to default by the Subscriber's debtors/beneficiaries in fulfilling their obligations of any nature whatsoever. This Report or any of its portion shall not be used as a documentary evidence or otherwise before any investigative agencies or forum of law. This Report is confidential and proprietary to MIPL. The Subscriber and/or any other person(s) may not reproduce, publish or disclose any of the contents of the Report to others without the express authorization of MIPL. This Report is prepared and issued to the Subscriber without any risk, responsibility or liability on the part of MIPL or its officials.

	Total Liabilities	£6,558,303	114.3 %	£3,059,822	- 20.6 %	£3,851,310	38.6 %	£2,778,544	4.9 %	£2,647,553
	Net Assets	£5,656,146	7.4%	£5,268,004	8.6%	£4,848,958	- 1.9%	£4,941,938	0.3 %	£4,926,191

CASH FLOW















	Date Of Accounts	30/09/17	(%)	30/09/16	(%)	30/09/15	(%)	30/09/14	(%)	30/09/13
	Net Cashflow from Operations	-	-	-	-	-	-	-	-	-
	Net Cashflow before Financing	-	-	-	-	-	-	-	-	-
	Net Cashflow from Financing	-	-	-	-	-	-	-	-	-
	Increase in Cash	-	-	-	-	-	-	-	-	-

MISCELLANEOUS

	Date Of Accounts	30/09/17	(%)	30/09/16	(%)	30/09/15	(%)	30/09/14	(%)	30/09/13
	Contingent Liability	NO	-	NO	-	NO	-	NO	-	NO
	Capital Employed	£5,764,386	7.1 %	£5,381,954	7.7 %	£4,998,772	- 1.9 %	£5,093,922	0%	£5,096,389
	Number of Employees	54	20%	45	2.3 %	44	-	-	-	-
	Accountants									
	Auditors	HURST & CO ACCOUNTANTS LLP								
	Auditor Comments	The audit report contains no adverse comments								
	Bankers	BARCLAYS BANK PLC								
	Bank Branch Code	20-69-85								

DISCLAIMER : This Report is **PRIVATE & CONFIDENTIAL** and it is prepared at the request of and for its use by the Subscriber only. The Subscriber shall use the contents of the Report merely as an aid to its business. Mira Inform Private Limited ("MIPL") has collated information/data in the Report, which have not been verified unless otherwise specifically mentioned in the Report. The Subscriber shall independently verify the accuracy and correctness of the information/data before in any way acting upon the same. MIPL shall not be liable for any harm, injury, loss or damage caused to the Subscriber due to default by the Subscriber's debtors/beneficiaries in fulfilling their obligations of any nature whatsoever. This Report or any of its portion shall not be used as a documentary evidence or otherwise before any investigative agencies or forum of law. This Report is confidential and proprietary to MIPL. The Subscriber and/or any other person(s) may not reproduce, publish or disclose any of the contents of the Report to others without the express authorization of MIPL. This Report is prepared and issued to the Subscriber without any risk, responsibility or liability on the part of MIPL or its officials.

RATIOS

	Date Of Accounts	30/09/17	30/09/16	30/09/15	30/09/14	30/09/13
	Pre-tax profit margin %	1.80	4.03	-1.23	-	-
	Current ratio	1.53	2.03	1.74	2.06	2.09
	Sales/Net Working Capital	2.76	2.77	2.82	-	-
	Gearing %	44.90	30.40	48.60	3.10	3.50
	Equity in %	46.30	63.30	55.70	64	65
	Creditor Days	73.52	47.12	62.57	-	-
	Debtor Days	104.86	82.42	90.92	-	-
	Liquidity/Acid Test	0.92	1.29	1.01	1.22	1.26
	Return On Capital Employed %	2.98	6.28	-1.90	-	-
	Return On Total Assets Employed %	1.40	4.06	-1.09	-	-
	Current Debt Ratio	1.14	0.55	0.76	0.53	0.50
	Total Debt Ratio	1.15	0.58	0.79	0.56	0.53
	Stock Turnover Ratio %	41.01	25.64	34.79	-	-
	Return on Net Assets Employed %	3.03	6.42	-1.96	-	-

Report Notes

There are no notes to display.

Status History

No Status History found

EVENT HISTORY

Date	Description
21/06/2018	New Accounts Filed
21/06/2018	New Accounts Filed
05/12/2017	Confirmation Statement
16/06/2017	New Accounts Filed
16/06/2017	New Accounts Filed
10/12/2016	Annual Returns
08/12/2016	Annual Returns
26/04/2016	New Accounts Filed

DISCLAIMER : This Report is **PRIVATE & CONFIDENTIAL** and it is prepared at the request of and for its use by the Subscriber only. The Subscriber shall use the contents of the Report merely as an aid to its business. Mira Inform Private Limited ("MIPL") has collated information/data in the Report, which have not been verified unless otherwise specifically mentioned in the Report. The Subscriber shall independently verify the accuracy and correctness of the information/data before in any way acting upon the same. MIPL shall not be liable for any harm, injury, loss or damage caused to the Subscriber due to default by the Subscriber's debtors/beneficiaries in fulfilling their obligations of any nature whatsoever. This Report or any of its portion shall not be used as a documentary evidence or otherwise before any investigative agencies or forum of law. This Report is confidential and proprietary to MIPL. The Subscriber and/or any other person(s) may not reproduce, publish or disclose any of the contents of the Report to others without the express authorization of MIPL. This Report is prepared and issued to the Subscriber without any risk, responsibility or liability on the part of MIPL or its officials.

26/04/2016	New Accounts Filed
06/12/2015	Annual Returns
07/07/2015	Payment Data Update Received
11/06/2015	Ms L.J. Wenk has left the board
28/02/2015	New Accounts Filed
15/01/2015	Annual Returns
20/05/2014	New Accounts Filed

Previous Company Names

No Previous Names found

Writ Details

No writs found

Statistics

Group	7 companies
Linkages	0 companies
Countries	In 0 countries

Summary

Holding Company	SMD (HOLDINGS) LIMITED
Ownership Status	Wholly Owned
Ultimate Holding Company	SMD (HOLDINGS) LIMITED

GROUP STRUCTUREFULL

Company Name	Registered Number	Latest Key Financials	Consol. Accounts	Turnover
☐ SMD (HOLDINGS) LIMITED	04594575	30.09.2017	Y	£25,426,470
☐ S M D TEXTILES LIMITED	02112669	30.09.2017	N	£9,533,044
☐ WOODS AND WATKINS LTD	04664708	30.09.2017	N	
☐ SMD (CONTRACTS) LIMITED	05595613	30.09.2017	N	
☐ ASIA HOME FURNISHINGS...	05987402	30.09.2017	N	
☐ ADVANCE TEXTILE PRODUC...	05115208	30.09.2017	N	
☐ S.M.D. HOME LIMITED	01456976	30.09.2017	N	£13,966,433

MORTGAGE DETAILS

Mortgage Type:	COMPOSITE GUARANTEE AND MORTGAGE DEBENTURE
Date Charge Created:	30/01/03

DISCLAIMER : This Report is **PRIVATE & CONFIDENTIAL** and it is prepared at the request of and for its use by the Subscriber only. The Subscriber shall use the contents of the Report merely as an aid to its business. Mira Inform Private Limited ("MIPL") has collated information/data in the Report, which have not been verified unless otherwise specifically mentioned in the Report. The Subscriber shall independently verify the accuracy and correctness of the information/data before in any way acting upon the same. MIPL shall not be liable for any harm, injury, loss or damage caused to the Subscriber due to default by the Subscriber's debtors/beneficiaries in fulfilling their obligations of any nature whatsoever. This Report or any of its portion shall not be used as a documentary evidence or otherwise before any investigative agencies or forum of law. This Report is confidential and proprietary to MIPL. The Subscriber and/or any other person(s) may not reproduce, publish or disclose any of the contents of the Report to others without the express authorization of MIPL. This Report is prepared and issued to the Subscriber without any risk, responsibility or liability on the part of MIPL or its officials.

Date Charge Registered:	05/02/03		
Date Charge Satisfied:	-		
Status:	OUTSTANDING		
Person(s) Entitled:	BARCLAYS BANK PLC		
Amount Secured:	ALL MONIES DUE OR TO BECOME DUE FROM THE COMPANY TO THE CHARGEES ON ANY ACCOUNT WHATSOEVER UNDER THE TERMS OF THE FOREMENTIONED INSTRUMENT CREATING OR EVIDENCING THE CHARGE		
Details:	F/H PROPERTY UNIT F2, PITTMAN WAY, PRESTON NORTH EMPLOYMENT INDUSTRIAL ESTATE, FULWOOD, PRESTON, LANCASHIRE T/N LA648909 FIXED AND FLOATING CHARGES OVER THE UNDERTAKING AND ALL PROPERTY AND ASSETS PRESENT AND FUTURE INCLUDING GOODWILL BOOKDEBTS UNCALLED CAPITAL BUILDINGS FIXTURES FIXED PLANT AND MACHINERY SEE THE MORTGAGE CHARGE DOCUMENT FOR FULL DETAILS		
Mortgage Type:	DEBENTURE		
Date Charge Created:	08/03/99		
Date Charge Registered:	18/03/99		
Date Charge Satisfied:	-		
Status:	OUTSTANDING		
Person(s) Entitled:	BARCLAYS BANK PLC		
Amount Secured:	ALL MONIES DUE OR TO BECOME DUE FROM THE COMPANY TO THE CHARGEES ON ANY ACCOUNT WHATSOEVER		
Details:	. FIXED AND FLOATING CHARGES OVER THE UNDERTAKING AND ALL PROPERTY AND ASSETS PRESENT AND FUTURE INCLUDING GOODWILL BOOKDEBTS UNCALLED CAPITAL BUILDINGS FIXTURES FIXED PLANT AND MACHINERY SEE THE MORTGAGE CHARGE DOCUMENT FOR FULL DETAILS		
Mortgage Type:	FIXED CHARGE ON PURCHASED DEBTS THAT FAIL TO VEST		
Date Charge Created:	27/05/97		
Date Charge Registered:	29/05/97		
Date Charge Satisfied:	02/07/99		
Status:	SATISFIED		
Person(s) Entitled:	GRIFFIN CREDIT SERVICES LIMITED		
Amount Secured:	ALL MONIES DUE OR TO BECOME DUE FROM THE COMPANY TO THE CHARGEES WHETHER ARISING UNDER AN AGREEMENT FOR THE PURCHASE OF DEBTS ("THE AGREEMENT") OR OTHERWISE		
Details:	FIXED EQUITABLE CHARGE: ALL RECEIVABLES (AS DEFINED IN THE AGREEMENT) PURCHASED OR PURPORTED TO BE PURCHASED BY THE CHARGEES PURSUANT TO THE AGREEMENT WHICH FAIL TO VEST EFFECTIVELY AND ABSOLUTELY IN THE CHARGEES FOR ANY REASON AND ALL TITLE PROPERTY RIGHT OR INTEREST IN ANY GOODS TO WHICH THE FACTORED RECEIVABLES RELATE		
Mortgage Type:	GROUP CROSS - GUARANTEE INDEMNITY AND		
Date Charge Created:	14/11/90		
Date Charge Registered:	26/11/90		
Date Charge Satisfied:	17/11/99		
Status:	SATISFIED		

DISCLAIMER : This Report is **PRIVATE & CONFIDENTIAL** and it is prepared at the request of and for its use by the Subscriber only. The Subscriber shall use the contents of the Report merely as an aid to its business. Mira Inform Private Limited ("MIPL") has collated information/data in the Report, which have not been verified unless otherwise specifically mentioned in the Report. The Subscriber shall independently verify the accuracy and correctness of the information/data before in any way acting upon the same. MIPL shall not be liable for any harm, injury, loss or damage caused to the Subscriber due to default by the Subscriber's debtors/beneficiaries in fulfilling their obligations of any nature whatsoever. This Report or any of its portion shall not be used as a documentary evidence or otherwise before any investigative agencies or forum of law. This Report is confidential and proprietary to MIPL. The Subscriber and/or any other person(s) may not reproduce, publish or disclose any of the contents of the Report to others without the express authorization of MIPL. This Report is prepared and issued to the Subscriber without any risk, responsibility or liability on the part of MIPL or its officials.

Person(s) Entitled:	BANCO DE SALVADELL S.A.		
Amount Secured:	ALL MONIES DUE OR TO BE COME DUE FROM THE COMPANY AND/OR CONTINUITY TEXTILES LITMED TO THE CHARGE ON ANY ACCOUNT WHATSOEVER.		
Details:	THE PROPERTY KNOWN AS 2.537 ACRES OF LAND SITUATE AT THE PRESTON NORTH EMPLOYMENT AREA FULWOOD PRESTON PR2 4ZD REGISTERED UNDER TITLE NUMBERS LA550690 LA396831AND LA396832SEE DOC M122 FOR FURTHER DETAILS. A SPECIFIC EQUITABLE CHARGE OVER ALL FREEHOLD AND LEASEHOLD PROPERTIES AND/OR THE PROCEEDS OF SALE THEREOF FIXED AND FLOATING CHARGES OVER UNDERTAKING AND ALLPROPERTY AND ASSETS PRESENT AND FUTURE INCLUDING GOODWILL BOOKDEBTS AND THE BENEFITS OF ANY LICENCES		
Mortgage Type:	LEGAL MORTGAGE		
Date Charge Created:	30/04/90		
Date Charge Registered:	03/05/90		
Date Charge Satisfied:	28/12/90		
Status:	SATISFIED		
Person(s) Entitled:	NATIONAL WESTMINSTER BANK PLC		
Amount Secured:	ALL MONIES DUE OR TO BECOME DUE FROM THE COMPANY TO THE CHARGE ON ANY ACCOUNT WHATSOEVER		
Details:	2.537 ACRES OF LAND SITUATE AT THE PRESTON NORTH EMPLOYMENT AREA FULWOOD PRESTON AND K/AS UNIT 32 (SITE F2) LANCASHIRE.TITLE NOS. LA550690,LA396831,AND LA396832 AND THE PROCEEDS OF SALE THEREOF FLOATING CHARGE OVER ALL MOVEABLE PLANT MACHINERY IMPLEMENTS UTENSILS FURNITURE AND EQUIPMENT		
Mortgage Type:	OVER BUILDING AGREEMENT CHARGE		
Date Charge Created:	01/09/89		
Date Charge Registered:	19/09/89		
Date Charge Satisfied:	28/12/90		
Status:	SATISFIED		
Person(s) Entitled:	NATIONAL WESTMINSTER BANK PLC		
Amount Secured:	ALL MONIES DUE OR TO BECOME DUE FROM THE COMPANY TO THE CHARGE ON ANY ACCOUNT WHATSOEVER		
Details:	AN ASSIGNMENT OF ALL THE COMPANY'S BENEFIT OF THE BUILDING AGREEMENT REFERED TOOVERLEAF RELATING TOPROPERTY CONSISTING OF 2.537 ACRES OF LAND SITUATE AT PRESTON NORTH EMPLOYMENT AREA FULLWOOD PRESTONTITLE NOS. LA396831 LA396832 ANLA550690 TOGETHER WITH A FLOATING CHARGE OVER ALL MOVEABLE PLANT MACHINERY IMPLEMENTS UTENSILS FURNITURE AND EQUIPMENT		
Mortgage Type:	MORTGAGE DEBENTURE		
Date Charge Created:	20/07/88		
Date Charge Registered:	25/07/88		
Date Charge Satisfied:	28/12/90		
Status:	SATISFIED		
Person(s) Entitled:	NATIONAL WESTMINSTER BANK PLC		
Amount Secured:	ALL MONIES DUE OR TO BECOME DUE FROM THE COMPANY TO THE CHARGE ON ANY ACCOUNT WHATSOEVER		

Details:	A SPECIFIC EQUITABLE CHARGE OVER ALL FREEHOLD AND LEASEHOLD PROPERTIES AND/OR THE PROCEEDS OF SALE THEREOF FIXED AND FLOATING CHARGES OVER UNDERTAKING AND ALL PROPERTY AND ASSETS PRESENT AND FUTURE INCLUDING GOODWILL BOOKDEBTS AND THE BENEFITS OF ANY LICENCES
-----------------	---

CREDITOR DETAILS

	Total Number	Total Value
Trade Creditors	0	-
No Creditor Data		

TRADE DEBTORS / BAD DEBT DETAIL

	Total Number of Documented Trade	Total Value of Documented Trade	
Trade Debtors	24	£73,219	
Company Name		Amount	Statement Date
Caldeira Retail Limited		£15,069	22/02/2016
Mooreway's Retail Ltd		£11,605	12/08/2013
T.F. Home Limited		£9,060	25/06/2014
James Harforth Limited		£8,674	11/11/2011
Southern Contract Furniture Ltd		£6,331	26/06/2015
Quayside Property Corporation Limited		£2,920	15/08/2014
Online Curtain Fabrics Ltd		£2,811	10/02/2015
Manor House Upholstery Limited		£2,409	19/03/2013
Chapmans Curtains And Covers Limited		£2,281	28/01/2015
D S K Limited		£2,225	16/05/2013
Hampshire Care Furniture Limited		£2,186	12/08/2016
Country Wood Products Ltd		£2,052	26/10/2016
Home Shed Limited		£854	16/12/2016
Mill House Fabrics Limited		£818	26/10/2012
Maccan Furniture Solutions Ltd		£744	11/04/2018
Komfort Zone UK Limited		£633	23/04/2014
Chic At Home Limited		£523	01/02/2017
Sabih Nashat Contracts Limited		£447	30/03/2012
Heyes And Whelan Contract Furniture Ltd		£363	09/04/2013
Kingdom Interiors Limited		£327	22/05/2017
City Fabrics Limited		£307	24/11/2016
Clemgate Ltd		£201	25/04/2017
Brendas Of Bridlington Limited		£201	24/02/2012
Abbey Furniture Ltd		£178	19/03/2012

PREVIOUS DIRECTOR/COMPANY SECRETARIES

Name	Current Active Appointments	Previous Appointments	Dissolved Companies
John Houlton	3	15	12
John Houlton	3	15	12
Mary Patricia Monllor	0	3	2
Mary Patricia Monllor	0	3	2
Augustin Carlos Gras - Pahissa	0	1	0
Jose Puignero - Sargatal	0	1	1
Michael Christopher Conboye	0	3	6
Salvador Monllor	0	2	1
Roberto Monllor Domenech	0	1	0
Craig Campbell Lauder	0	6	0
Deborah Maureen Woods	0	6	0
Geoff Philip Woodall	0	6	0
Laura Jane Wenk	0	6	0
David Lawrenson	0	4	0
Total Persons With Significant Control	1	Total Statements	0
Active	1	Active	0
Ceased	0	Ceased	0

ACTIVE PERSONS WITH SIGNIFICANT CONTROL

Name	Smd (Holdings) Limited	Kind	Corporate Entity With Significant Control
Address	Unit F2 Pittman Way, Fulwood, Preston	Notified On	29/11/2016
Post Code	PR2 9ZD	Legal Form	Limited Company
Authority	Companies Act 1985	Place Registered	United Kingdom Companies Register
Country Registered	United Kingdom	Registration Number	04594575
Nature Of Control	Ownership of shares - above 75%		

Ceased Persons With Significant Control

No Ceased Persons With Significant Control To Display

Active Statements

No Active Statements To Display



MIRA INFORM PRIVATE LIMITED
605, Palmspring, Near D'Mart, Link Road,
Malad (West), Mumbai - 400 064. INDIA
Tel : 91-22-40448000 (44 lines)
Fax : 91-22-40448045 / 40448046
E-mail : mira@mirainform.com
info@mirainform.com
Website : <http://www.mirainform.com>
<http://www.miraglobalcheck.com>
<http://www.miraglobalcollections.com>

S M D TEXTILES LIMITED - 520876

PAGE NO. : 17

Ceased Statements

No Ceased Statements To Display

DISCLAIMER : This Report is **PRIVATE & CONFIDENTIAL** and it is prepared at the request of and for its use by the Subscriber only. The Subscriber shall use the contents of the Report merely as an aid to its business. Mira Inform Private Limited ("MIPL") has collated information/data in the Report, which have not been verified unless otherwise specifically mentioned in the Report. The Subscriber shall independently verify the accuracy and correctness of the information/data before in any way acting upon the same. MIPL shall not be liable for any harm, injury, loss or damage caused to the Subscriber due to default by the Subscriber's debtors/beneficiaries in fulfilling their obligations of any nature whatsoever. This Report or any of its portion shall not be used as a documentary evidence or otherwise before any investigative agencies or forum of law. This Report is confidential and proprietary to MIPL. The Subscriber and/or any other person(s) may not reproduce, publish or disclose any of the contents of the Report to others without the express authorization of MIPL. This Report is prepared and issued to the Subscriber without any risk, responsibility or liability on the part of MIPL or its officials.

FOREIGN EXCHANGE RATES

Currency	Unit	Indian Rupees
US Dollar	1	INR 68.57
UK Pound	1	INR 89.73
Euro	1	INR 79.74
GBP	1	INR 89.63

Note : Above are approximate rates obtained from sources believed to be correct

INFORMATION DETAILS

Analysis Done by :	VIV
Report Prepared by :	TPT

DISCLAIMER : This Report is **PRIVATE & CONFIDENTIAL** and it is prepared at the request of and for its use by the Subscriber only. The Subscriber shall use the contents of the Report merely as an aid to its business. Mira Inform Private Limited ("MIPL") has collated information/data in the Report, which have not been verified unless otherwise specifically mentioned in the Report. The Subscriber shall independently verify the accuracy and correctness of the information/data before in any way acting upon the same. MIPL shall not be liable for any harm, injury, loss or damage caused to the Subscriber due to default by the Subscriber's debtors/beneficiaries in fulfilling their obligations of any nature whatsoever. This Report or any of its portion shall not be used as a documentary evidence or otherwise before any investigative agencies or forum of law. This Report is confidential and proprietary to MIPL. The Subscriber and/or any other person(s) may not reproduce, publish or disclose any of the contents of the Report to others without the express authorization of MIPL. This Report is prepared and issued to the Subscriber without any risk, responsibility or liability on the part of MIPL or its officials.

RATING EXPLANATIONS

Credit Rating	Explanation	Rating Comments
A++	Minimum Risk	Business dealings permissible with minimum risk of default
A+	Low Risk	Business dealings permissible with low risk of default
A	Acceptable Risk	Business dealings permissible with moderate risk of default
B	Medium Risk	Business dealings permissible on a regular monitoring basis
C	Medium High Risk	Business dealings permissible preferably on secured basis
D	High Risk	Business dealing not recommended or on secured terms only
NB	New Business	No recommendation can be done due to business in infancy stage
NT	No Trace	No recommendation can be done as the business is not traceable

NB is stated where there is insufficient information to facilitate rating. However, it is not to be considered as unfavourable.

This score serves as a reference to assess SC's credit risk and to set the amount of credit to be extended. It is calculated from a composite of weighted scores obtained from each of the major sections of this report. The assessed factors are as follows:

- Financial condition covering various ratios
- Company background and operations size
- Promoters / Management background
- Payment record
- Litigation against the subject
- Industry scenario / competitor analysis
- Supplier / Customer / Banker review (wherever available)