

MIRA INFORM REPORT

Report No. :	521017
Report Date :	19.07.2018

IDENTIFICATION DETAILS

Name :	VEMA CRANE B.V.
Registered Office :	Brieltjenspolder 32 4921PJ Made
Country :	Netherlands
Financials (as on) :	31.12.2016
Date of Incorporation :	01.03.1978
Com. Reg. No.:	18059160
Legal Form :	Private Limited Company
Line of Business :	<ul style="list-style-type: none"> • Wholesale of internal transport equipment • Trade in machines and cranes, as well as rental and repairs
No. of Employees :	3

RATING & COMMENTS

(Mira Inform has adopted New Rating mechanism w.e.f. 23rd January 2017)

MIRA's Rating :	A
------------------------	---

Credit Rating	Explanation	Rating Comments
A	Acceptable Risk	Business dealings permissible with moderate risk of default

Status :	Good
Payment Behaviour :	No Complaints
Litigation :	Clear

NOTES :

Any query related to this report can be made on e-mail : infodept@mirainform.com while quoting report number, name and date.

DISCLAIMER : This Report is **PRIVATE & CONFIDENTIAL** and it is prepared at the request of and for its use by the Subscriber only. The Subscriber shall use the contents of the Report merely as an aid to its business. Mira Inform Private Limited ("MIPL") has collated information/data in the Report, which have not been verified unless otherwise specifically mentioned in the Report. The Subscriber shall independently verify the accuracy and correctness of the information/data before in any way acting upon the same. MIPL shall not be liable for any harm, injury, loss or damage caused to the Subscriber due to default by the Subscriber's debtors/beneficiaries in fulfilling their obligations of any nature whatsoever. This Report or any of its portion shall not be used as a documentary evidence or otherwise before any investigative agencies or forum of law. This Report is confidential and proprietary to MIPL. The Subscriber and/or any other person(s) may not reproduce, publish or disclose any of the contents of the Report to others without the express authorization of MIPL. This Report is prepared and issued to the Subscriber without any risk, responsibility or liability on the part of MIPL or its officials.

ECGC Country Risk Classification List

Country Name	Previous Rating (31.12.2017)	Current Rating (01.04.2018)
Netherlands	A1	A1

Risk Category	ECGC Classification
Insignificant	A1
Low Risk	A2
Moderately Low Risk	B1
Moderate Risk	B2
Moderately High Risk	C1
High Risk	C2
Very High Risk	D

NETHERLANDS - ECONOMIC OVERVIEW

The Netherlands, the sixth-largest economy in the European Union, plays an important role as a European transportation hub, with a consistently high trade surplus, stable industrial relations, and low unemployment. Industry focuses on food processing, chemicals, petroleum refining, and electrical machinery. A highly mechanized agricultural sector employs only 2% of the labor force but provides large surpluses for food-processing and underpins the country's status as the world's second largest agricultural exporter.

The Netherlands is part of the euro zone, and as such, its monetary policy is controlled by the European Central Bank. The Dutch financial sector is highly concentrated, with four commercial banks possessing over 80% of banking assets, and is four times the size of Dutch GDP.

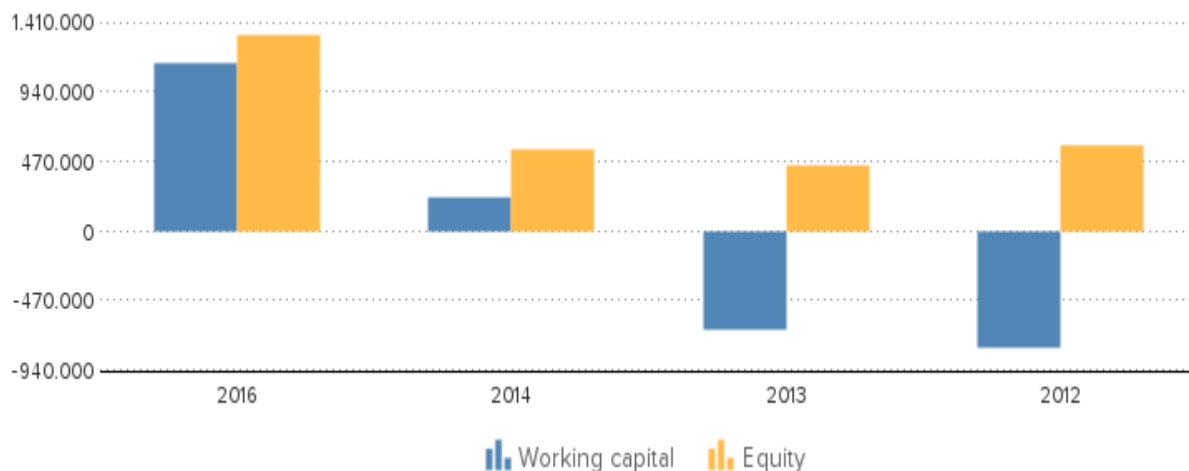
In 2008, during the financial crisis, the government budget deficit hit 5.3% of GDP. Following a protracted recession from 2009 to 2013, during which unemployment doubled to 7.4% and household consumption contracted for four consecutive years, economic growth began inching forward in 2014. Since 2010, Prime Minister Mark RUTTE's government has implemented significant austerity measures to improve public finances and has instituted broad structural reforms in key policy areas, including the labor market, the housing sector, the energy market, and the pension system. In 2017, the government budget returned to a surplus of 0.7% of GDP, with economic growth of 3.2%, and GDP per capita finally surpassed pre-crisis levels. The fiscal policy announced by the new government in the 2018-2021 coalition plans for increases in government consumption and public investment, fueling domestic demand and household consumption and investment. The new government's policy also plans to increase demand for workers in the public and private sector, forecasting a further decline in the unemployment rate, which hit 4.8% in 2017.

Source : CIA

SUMMARY

Company name	Vema Crane B.V.
Operative address	Brieltjenspolder 32 4921PJ Made Netherlands
Status	Active
Legal form	Private Limited Company
Registration number	KvK-nummer: 18059160
VAT-number	809067833
European VAT-number	NL809067833B01

Year	2016	Mutation	2014	Mutation	2013
Fixed assets	331.328	-8,86	363.548	-68,63	1.158.896
Total receivables	1.023.397	-37,33	1.633.081	69,26	964.826
Total equity	1.328.491	142,29	548.316	25,61	436.507
Short term liabilities	1.116.408	-59,27	2.741.278	31,67	2.082.004
Working capital	1.132.422	402,75	225.244	133,48	-672.863
Quick ratio	0,92	53,33	0,60	27,66	0,47



CONTACT INFORMATION

Company name	Vema Crane B.V.
Trade names	Vema Crane B.V.
Operative address	Brieltjenspolder 32 4921PJ Made Netherlands

DISCLAIMER : This Report is **PRIVATE & CONFIDENTIAL** and it is prepared at the request of and for its use by the Subscriber only. The Subscriber shall use the contents of the Report merely as an aid to its business. Mira Inform Private Limited ("MIPL") has collated information/data in the Report, which have not been verified unless otherwise specifically mentioned in the Report. The Subscriber shall independently verify the accuracy and correctness of the information/data before in any way acting upon the same. MIPL shall not be liable for any harm, injury, loss or damage caused to the Subscriber due to default by the Subscriber's debtors/beneficiaries in fulfilling their obligations of any nature whatsoever. This Report or any of its portion shall not be used as a documentary evidence or otherwise before any investigative agencies or forum of law. This Report is confidential and proprietary to MIPL. The Subscriber and/or any other person(s) may not reproduce, publish or disclose any of the contents of the Report to others without the express authorization of MIPL. This Report is prepared and issued to the Subscriber without any risk, responsibility or liability on the part of MIPL or its officials.

Correspondence address	Brieltjenspolder 32 4921PJ Made Netherlands
Telephone number	0162681050
Fax number	0162686262
Email address	office@vemacrane.com
Website	www.vemacrane.com

REGISTRATION

Registration number	KvK-nummer: 18059160
Branch number	000016610016
VAT-number	809067833
European VAT-number	NL809067833B01
Status	Active
First registration company register	2000-04-13
Memorandum	2000-04-11
Establishment date	1978-03-01
Legal form	Private Limited Company
Legal person since	2000-04-11
Issued placed capital	EUR 18.151
Paid up share capital	EUR 18.151

ACTIVITIES

SBI	46691: Wholesale of internal transport equipment
Exporter	No
Importer	No
Goal	Trade in machines and cranes, as well as rental and repairs

RELATIONS

Shareholders	Vastgoed van Oorschot Drimmelen B.V. Brieltjenspolder 32 4921PJ Made
--------------	---

Affiliates

Netherlands
Registration number: 18059159
Percentage: 100%

Certificering Engineering Drimmelen B.V.
Brieltjenspolder 32
4921PJ Made
Netherlands
Registration number: 18059162

Companies on same address

Certificering Engineering Drimmelen B.V.
Registration number: 18059162

Crane Hire Drimmelen B.V.
Registration number: 20078547

Van Oorschot Heavy Lift B.V.
Registration number: 20078546

Vastgoed van Oorschot Drimmelen B.V.
Registration number: 18059159

REAL ESTATE

Details operative address

Surface area: 396 m2
Purpose: Office function
Construction year: 2001
Status: Building in use
Under investigation: No

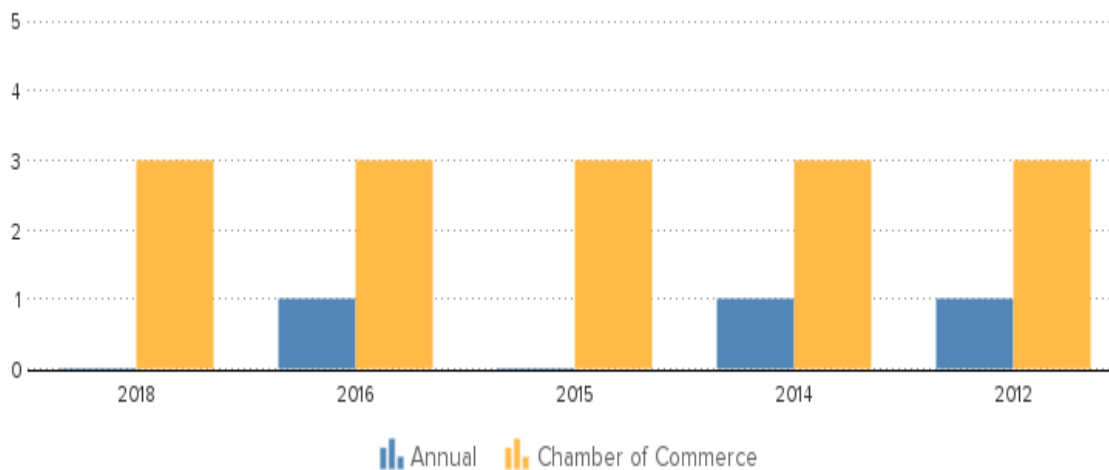
MANAGEMENT

Active management

Vastgoed van Oorschot Drimmelen B.V.
Brieltjenspolder 32
4921PJ Made
Netherlands
Registration number: 18059159
Competence: Fully authorized
Function: Manager
Starting date: 2000-04-11

EMPLOYEES

Year	2018	2016	2015	2014	2012
Annual		1		1	1
Chamber of Commerce	3	3	3	3	3



PAYMENTS

Description	No complaints Last quarter	Last year
Payments within industry		
Average payment period (days)	39	37
Average delay (days)	17	16

Quarter	Not overdue	1-30	31-60	61-90	91-120	121+
2018 Q3	66,00%	27,00%	5,00%	1,00%	1,00%	1,00%
2018 Q2	66,00%	27,00%	5,00%	1,00%	1,00%	1,00%
2018 Q1	64,00%	28,00%	5,00%	1,00%	0,00%	1,00%
2017 Q4	73,00%	21,00%	3,00%	1,00%	1,00%	1,00%
2017 Q3	61,00%	32,00%	4,00%	2,00%	0,00%	1,00%

The above data is an indication of the average payment behaviour of the client. the payment experiences can be affected by disputes, payment arrangements, etc.

KEY FIGURES

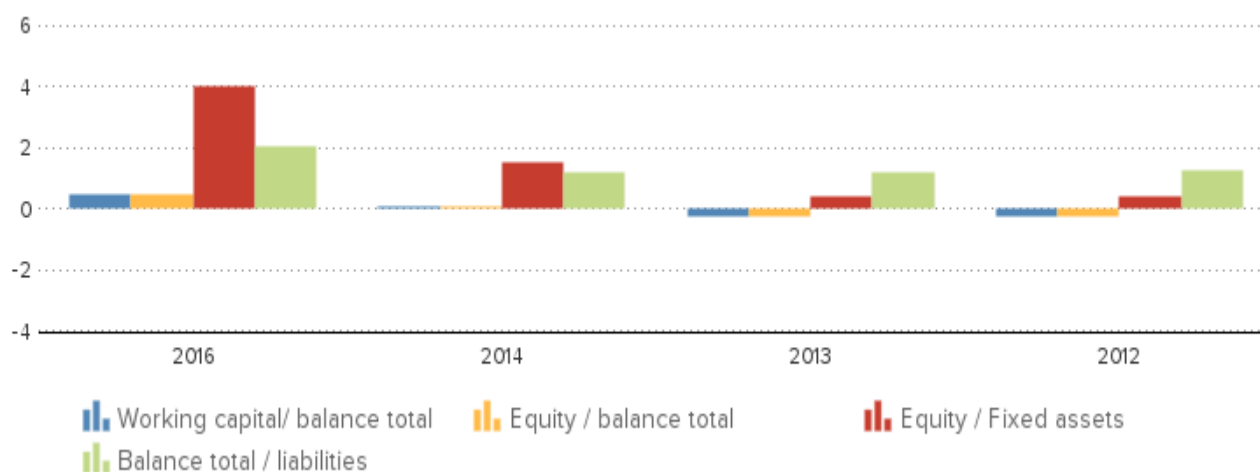
Year	2016	2014	2013	2012
Quick ratio	0,92	0,60	0,47	0,44
Current ratio	2,01	1,08	0,68	0,67
Working capital/ balance total	0,44	0,07	-0,26	-0,26
Equity / balance total	0,51	0,16	0,17	0,19
Equity / Fixed assets	4,01	1,51	0,38	0,40
Equity / liabilities	1,06	0,20	0,20	0,23
Balance total / liabilities	2,06	1,20	1,20	1,23
Working capital	1.132.422	225.244	-672.863	-796.564
Equity	1.328.491	548.316	436.507	577.246
Mutation equity		25,61	-24,38	2,10
Mutation short term liabilities		31,67	-14,40	-3,56

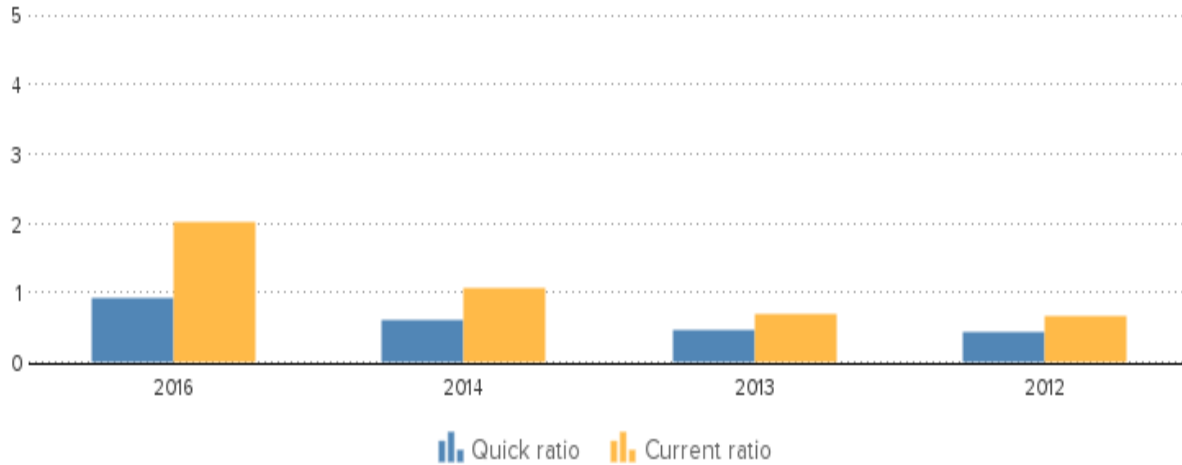
Summary

The 2016 financial result structure is a positive working capital of 1.132.422 euro, which is in agreement with 44 % of the total assets of the company.

The current ratio of the company in 2016 was 2.01. A company with a current ratio between 1.5 and 3.0 generally indicates good short-term financial strength.

The quick ratio in 2016 of the company was 0.92. A company with a Quick Ratio of less than 1 cannot currently pay back its current liabilities.





FINANCIAL STATEMENT

Last annual account	2016
Remark annual account	The company is obliged to file its financial statements.
Type of annual account	Corporate
Annual account	Vema Crane B.V. Brieltjenspolde 32 4921PJ Made Netherlands Registration number: <u>18059160</u>

BALANCE

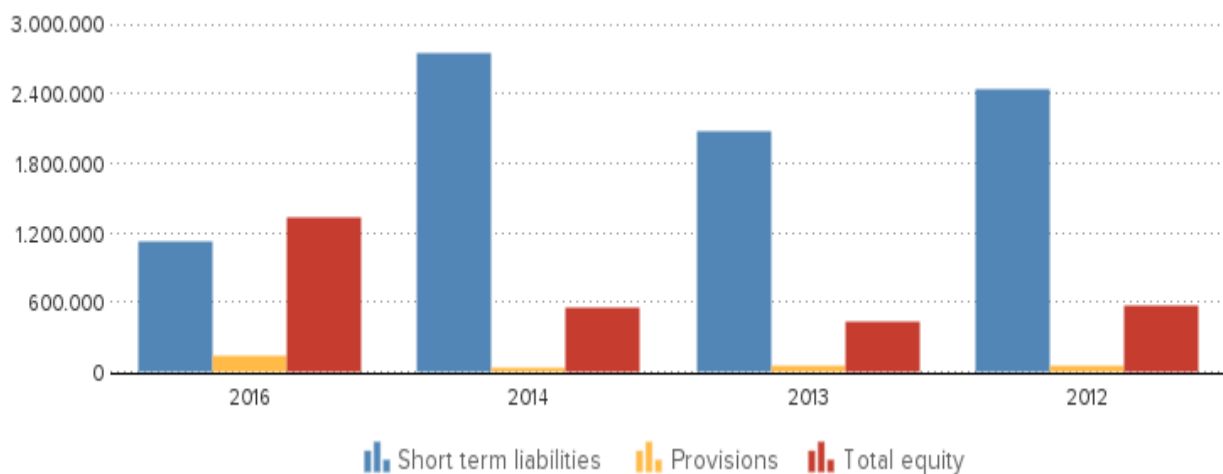
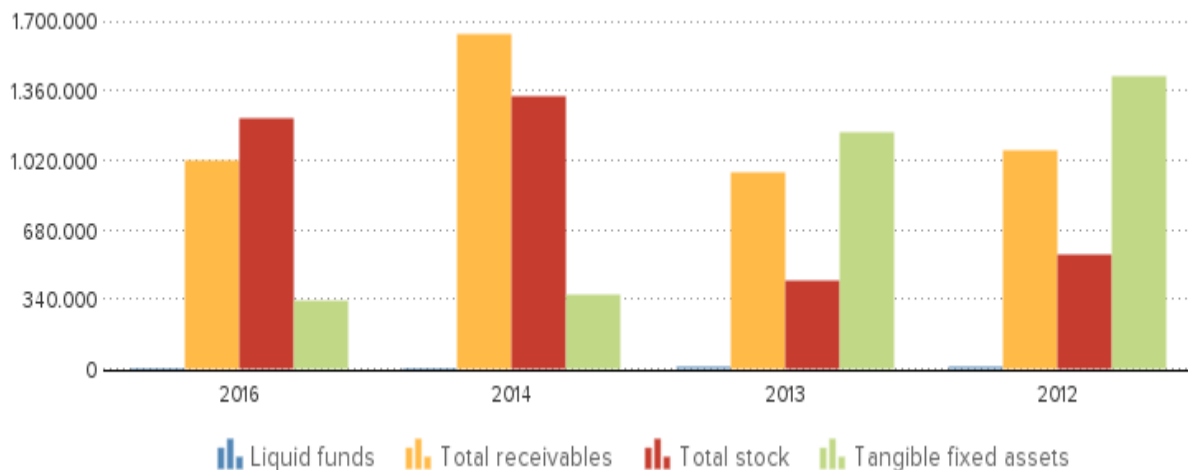
Year	2016	2014	2013	2012
End date	2016-12-31	2014-12-31	2013-12-31	2012-12-31
Type of annual account	Corporate	Corporate	Corporate	Corporate
Tangible fixed assets	331.328	363.548	1.158.896	1.425.919
Fixed assets	331.328	363.548	1.158.896	1.425.919
Total stock	1.222.823	1.330.046	431.456	554.068
Total receivables	1.023.397	1.633.081	964.826	1.068.121
Liquid funds	2.610	3.395	12.859	13.518
Current assets	2.248.830	2.966.522	1.409.141	1.635.707
Total assets	2.580.158	3.330.070	2.568.037	3.061.626
Issued capital	18.151	18.151	18.151	18.151
Other reserves	1.310.340	530.165	418.356	559.095

DISCLAIMER : This Report is **PRIVATE & CONFIDENTIAL** and it is prepared at the request of and for its use by the Subscriber only. The Subscriber shall use the contents of the Report merely as an aid to its business. Mira Inform Private Limited ("MIPL") has collated information/data in the Report, which have not been verified unless otherwise specifically mentioned in the Report. The Subscriber shall independently verify the accuracy and correctness of the information/data before in any way acting upon the same. MIPL shall not be liable for any harm, injury, loss or damage caused to the Subscriber due to default by the Subscriber's debtors/beneficiaries in fulfilling their obligations of any nature whatsoever. This Report or any of its portion shall not be used as a documentary evidence or otherwise before any investigative agencies or forum of law. This Report is confidential and proprietary to MIPL. The Subscriber and/or any other person(s) may not reproduce, publish or disclose any of the contents of the Report to others without the express authorization of MIPL. This Report is prepared and issued to the Subscriber without any risk, responsibility or liability on the part of MIPL or its officials.

Total reserves	1.310.340	530.165	418.356	559.095
Total equity	1.328.491	548.316	436.507	577.246
Provisions	135.259	40.476	49.526	52.109
Short term liabilities	1.116.408	2.741.278	2.082.004	2.432.271
Total short and long term liabilities	1.251.667	2.781.754	2.131.530	2.484.380
Total liabilities	2.580.158	3.330.070	2.568.037	3.061.626

Summary

In 2016 the assets of the company were 12.84 % composed of fixed assets and 87.16 % by current assets. The assets are being financed by an equity of 51.49 %, and total debt of 48.51 %.



DISCLAIMER : This Report is **PRIVATE & CONFIDENTIAL** and it is prepared at the request of and for its use by the Subscriber only. The Subscriber shall use the contents of the Report merely as an aid to its business. Mira Inform Private Limited ("MIPL") has collated information/data in the Report, which have not been verified unless otherwise specifically mentioned in the Report. The Subscriber shall independently verify the accuracy and correctness of the information/data before in any way acting upon the same. MIPL shall not be liable for any harm, injury, loss or damage caused to the Subscriber due to default by the Subscriber's debtors/beneficiaries in fulfilling their obligations of any nature whatsoever. This Report or any of its portion shall not be used as a documentary evidence or otherwise before any investigative agencies or forum of law. This Report is confidential and proprietary to MIPL. The Subscriber and/or any other person(s) may not reproduce, publish or disclose any of the contents of the Report to others without the express authorization of MIPL. This Report is prepared and issued to the Subscriber without any risk, responsibility or liability on the part of MIPL or its officials.

ANALYSIS

Branch (SBI)	Wholesale of internal transport equipment (SBI code 46691)
Region	West-Noord-Brabant
Summary	In the Netherlands 13579 of the companies are registered with the SBI code 46691 In the region West-Noord-Brabant 772 of the companies are registered with the SBI code 46691 In the Netherlands 58 of the bankruptcies are published within this sector In the region West-Noord-Brabant 7 of the bankruptcies are published within this sector The risk of this specific sector in the Netherlands is normal The risk of this specific sector in the region West-Noord-Brabant is normal

Year	2016	Company	2014	Company
Equity	1.788.468	1.328.491	1.717.029	548.316
Working capital	1.284.319	1.132.422	1.176.111	225.244
Balance total	4.014.395	2.580.158	3.883.680	3.330.070
Quick ratio	1,15	0,92	1,16	0,60
Current ratio	1,70	2,01	1,73	1,08
Equity / balance total	0,44	0,51	0,43	0,16

PUBLICATIONS

Deposits	07-07-2017: De jaarrekening over 2016 is gepubliceerd. 10-10-2016: De jaarrekening over 2015 is gepubliceerd. 22-01-2016: De jaarrekening over 2014 is gepubliceerd. 22-01-2015: De jaarrekening over 2013 is gepubliceerd. 16-01-2014: De jaarrekening over 2012 is gepubliceerd.
-----------------	--

COMPANY STRUCTURE

Relations	5
Company	Registration number
Holding R. van Oorschot Made B.V. (Made)	<u>18059158</u> 
- - Vastgoed van Oorschot Drimmelen B.V. (Made)	<u>18059159</u> 
- - - - Certificering Engineering Drimmelen B.V. (Made)	<u>18059162</u> 
- - - - Vema Crane B.V. (Made)	<u>18059160</u> 
- - Crane Hire Drimmelen B.V. (Made)	<u>20078547</u> 

FOREIGN EXCHANGE RATES

Currency	Unit	Indian Rupees
US Dollar	1	INR 68.57
UK Pound	1	INR 89.73
Euro	1	INR 79.74
Euro	1	INR 80.07

Note : Above are approximate rates obtained from sources believed to be correct

INFORMATION DETAILS

Analysis Done by :	PRA
Report Prepared by :	TRU

DISCLAIMER : This Report is **PRIVATE & CONFIDENTIAL** and it is prepared at the request of and for its use by the Subscriber only. The Subscriber shall use the contents of the Report merely as an aid to its business. Mira Inform Private Limited ("MIPL") has collated information/data in the Report, which have not been verified unless otherwise specifically mentioned in the Report. The Subscriber shall independently verify the accuracy and correctness of the information/data before in any way acting upon the same. MIPL shall not be liable for any harm, injury, loss or damage caused to the Subscriber due to default by the Subscriber's debtors/beneficiaries in fulfilling their obligations of any nature whatsoever. This Report or any of its portion shall not be used as a documentary evidence or otherwise before any investigative agencies or forum of law. This Report is confidential and proprietary to MIPL. The Subscriber and/or any other person(s) may not reproduce, publish or disclose any of the contents of the Report to others without the express authorization of MIPL. This Report is prepared and issued to the Subscriber without any risk, responsibility or liability on the part of MIPL or its officials.

RATING EXPLANATIONS

Credit Rating	Explanation	Rating Comments
A++	Minimum Risk	Business dealings permissible with minimum risk of default
A+	Low Risk	Business dealings permissible with low risk of default
A	Acceptable Risk	Business dealings permissible with moderate risk of default
B	Medium Risk	Business dealings permissible on a regular monitoring basis
C	Medium High Risk	Business dealings permissible preferably on secured basis
D	High Risk	Business dealing not recommended or on secured terms only
NB	New Business	No recommendation can be done due to business in infancy stage
NT	No Trace	No recommendation can be done as the business is not traceable

NB is stated where there is insufficient information to facilitate rating. However, it is not to be considered as unfavourable.

This score serves as a reference to assess SC's credit risk and to set the amount of credit to be extended. It is calculated from a composite of weighted scores obtained from each of the major sections of this report. The assessed factors are as follows:

- Financial condition covering various ratios
- Company background and operations size
- Promoters / Management background
- Payment record
- Litigation against the subject
- Industry scenario / competitor analysis
- Supplier / Customer / Banker review (wherever available)