

MIRA INFORM REPORT

Report No. :	521217
Report Date :	21.07.2018

IDENTIFICATION DETAILS

Name :	AMBERTEX LIMITED
Formerly Known As :	MASSIMO MARCELLO LIMITED
Registered Office :	345 Bearwood Road, Smethwick, Warley, B66 4db
Country :	United Kingdom
Financials (as on) :	31.12.2016
Date of Incorporation :	26.02.1993
Com. Reg. No.:	02794437
Legal Form :	Private limited with Share Capital
Line of Business :	Wholesale of clothing and footwear
No. of Employees :	13

RATING & COMMENTS

(Mira Inform has adopted New Rating mechanism w.e.f. 23rd January 2017)

MIRA's Rating :	A
-----------------	---

Credit Rating	Explanation	Rating Comments
A	Acceptable Risk	Business dealings permissible with moderate risk of default

Status :	Satisfactory
Payment Behaviour :	No Complaints
Litigation :	Clear

NOTES :

DISCLAIMER : This Report is **PRIVATE & CONFIDENTIAL** and it is prepared at the request of and for its use by the Subscriber only. The Subscriber shall use the contents of the Report merely as an aid to its business. Mira Inform Private Limited ("MIPL") has collated information/data in the Report, which have not been verified unless otherwise specifically mentioned in the Report. The Subscriber shall independently verify the accuracy and correctness of the information/data before in any way acting upon the same. MIPL shall not be liable for any harm, injury, loss or damage caused to the Subscriber due to default by the Subscriber's debtors/beneficiaries in fulfilling their obligations of any nature whatsoever. This Report or any of its portion shall not be used as a documentary evidence or otherwise before any investigative agencies or forum of law. This Report is confidential and proprietary to MIPL. The Subscriber and/or any other person(s) may not reproduce, publish or disclose any of the contents of the Report to others without the express authorization of MIPL. This Report is prepared and issued to the Subscriber without any risk, responsibility or liability on the part of MIPL or its officials.

Any query related to this report can be made on e-mail : infodept@mirainform.com while quoting report number, name and date.

ECGC Country Risk Classification List

Country Name	Previous Rating (31.12.2017)	Current Rating (01.04.2018)
United Kingdom	A1	A1

Risk Category	ECGC Classification
Insignificant	A1
Low Risk	A2
Moderately Low Risk	B1
Moderate Risk	B2
Moderately High Risk	C1
High Risk	C2
Very High Risk	D

UNITED KINGDOM - ECONOMIC OVERVIEW

The UK, a leading trading power and financial center, is the third largest economy in Europe after Germany and France. Agriculture is intensive, highly mechanized, and efficient by European standards, producing about 60% of food needs with less than 2% of the labor force. The UK has large coal, natural gas, and oil resources, but its oil and natural gas reserves are declining; the UK has been a net importer of energy since 2005. Services, particularly banking, insurance, and business services, are key drivers of British GDP growth. Manufacturing, meanwhile, has declined in importance but still accounts for about 10% of economic output.

In 2008, the global financial crisis hit the economy particularly hard, due to the importance of its financial sector. Falling home prices, high consumer debt, and the global economic slowdown compounded the UK's economic problems, pushing the economy into recession in the latter half of 2008 and prompting the then BROWN (Labour) government to implement a number of measures to stimulate the economy and stabilize the financial markets. Facing burgeoning public deficits and debt levels, in 2010 the then CAMERON-led coalition government (between Conservatives and Liberal Democrats) initiated an austerity program, which has continued under the Conservative government. However, the deficit still remains one of the highest in the G7, standing at 3.6% of GDP as of 2017, and the UK has pledged to lower its corporation tax from 20% to 17% by 2020. The UK had a debt burden of 90.4% GDP at the end of 2017.

The UK's economy has begun to slow since the referendum vote to leave the EU in June 2016. A sustained depreciation of the British pound has increased consumer and producer prices, weighing on consumer spending without spurring a meaningful increase in exports. The UK has an extensive trade relationship with other EU members through its single market membership and economic observers have warned the exit will jeopardize its position as the central location for European financial services. Prime Minister MAY is seeking a new "deep and special" trade relationship with the EU following the UK's exit. However, economists doubt that the UK will be able to preserve the benefits of EU membership without the obligations. The UK is expected to officially leave the EU by the end of March 2019.

Source : CIA

COMPANY NAME AND ADDRESS

Company Name: AMBERTEX LIMITED
Company No: 02794437
Company Status: Active - Accounts Filed
Status: Active
Registered Address: 345 BEARWOOD ROAD SMETHWICK WARLEY B66 4DB

COMPANY NAME

AMBERTEX LIMITED

COMPANY NUMBER

02794437

COMPANY SUMMARY

Registered Address 345 BEARWOOD ROAD
SMETHWICK
WARLEY
B66 4DB
Trading Address 345 Bearwood Road
Smethwick
West Midlands
B66 4DB
Website Address <http://www.ambertex.com>
Telephone Number -
Fax Number -
TPS -
FPS Yes
Incorporation Date 26/02/1993
Previous Name MASSIMO MARCELLO LIMITED
Type Private limited with Share Capital
FTSE Index -
Date of Change 21/03/2001
Filing Date of Accounts 05/08/2017
Currency GBP
Share Capital £2,000
SIC07 46420
Charity Number -

DISCLAIMER : This Report is **PRIVATE & CONFIDENTIAL** and it is prepared at the request of and for its use by the Subscriber only. The Subscriber shall use the contents of the Report merely as an aid to its business. Mira Inform Private Limited ("MIPL") has collated information/data in the Report, which have not been verified unless otherwise specifically mentioned in the Report. The Subscriber shall independently verify the accuracy and correctness of the information/data before in any way acting upon the same. MIPL shall not be liable for any harm, injury, loss or damage caused to the Subscriber due to default by the Subscriber's debtors/beneficiaries in fulfilling their obligations of any nature whatsoever. This Report or any of its portion shall not be used as a documentary evidence or otherwise before any investigative agencies or forum of law. This Report is confidential and proprietary to MIPL. The Subscriber and/or any other person(s) may not reproduce, publish or disclose any of the contents of the Report to others without the express authorization of MIPL. This Report is prepared and issued to the Subscriber without any risk, responsibility or liability on the part of MIPL or its officials.

SIC07 Description WHOLESALE OF CLOTHING AND FOOTWEAR
Principal Activity Wholesale of clothing and footwear.

ADDITIONAL INFORMATION

CCJ's 0 (£0)
 No CCJ Information To Display
Ultimate Holding Company -
Accountant N J PATEL & CO
Mortgages 3
Group 0 companies
Linkages 0 companies
Countries In 0 countries

KEY FINANCIALS

Year to Date	Turnover	Pre Tax Profit	Shareholder's Funds	Employees
31/12/2016	-	-	£392,588	13
31/12/2015	-	-	£433,393	9
31/12/2014	-	-	£308,018	-

MORTGAGE SUMMARY

Total Mortgage 3
Outstanding 1
Satisfied 2

TRADE DEBTORS / BAD DEBT SUMMARY

Total Number of Documented Trade 0
Total Value of Documented Trade £0

COMMENTARY

This company has only made late payments on a low percentage of invoices.
The latest Balance Sheet indicates a positive net working capital position.
The latest cash balances represent a positive level in terms of the overall outstanding creditor obligations.
There has been a reduction in shareholders funds compared with the previous balance sheet.

DISCLAIMER : This Report is **PRIVATE & CONFIDENTIAL** and it is prepared at the request of and for its use by the Subscriber only. The Subscriber shall use the contents of the Report merely as an aid to its business. Mira Inform Private Limited ("MIPL") has collated information/data in the Report, which have not been verified unless otherwise specifically mentioned in the Report. The Subscriber shall independently verify the accuracy and correctness of the information/data before in any way acting upon the same. MIPL shall not be liable for any harm, injury, loss or damage caused to the Subscriber due to default by the Subscriber's debtors/beneficiaries in fulfilling their obligations of any nature whatsoever. This Report or any of its portion shall not be used as a documentary evidence or otherwise before any investigative agencies or forum of law. This Report is confidential and proprietary to MIPL. The Subscriber and/or any other person(s) may not reproduce, publish or disclose any of the contents of the Report to others without the express authorization of MIPL. This Report is prepared and issued to the Subscriber without any risk, responsibility or liability on the part of MIPL or its officials.

This company trades in an industry with a moderate level of corporate failures.

CCJ

Total Number of Exact CCJs -	0	Total Value of Exact CCJs -	
Total Number of Possible CCJs -	0	Total Value of Possible CCJs -	
Total Number of Satisfied CCJs -	0	Total Value of Satisfied CCJs -	
Total Number of Writs -	-		

Total Current Directors	3	Total Current Secretaries	1
Total Previous Directors / Company Secretaries	3	Total Person's With Significant Control	3

CURRENT DIRECTORS

Title	Mrs	Function	Director
Name	Purnima Ambasana	Nationality	British
Date of Birth	07/1955	Present Appointments	1
Latest Address	Wyndham 11 Park Hall Road, Walsall, West Midlands	Appointment Date	02/03/1993
Post Code	WS5 3HF		
Title	Mr	Function	Director
Name	Lalit Kumar Ambasana	Nationality	British
Date of Birth	04/1955	Present Appointments	6
Latest Address	11 Park Hall Road, Walsall, West Midlands	Appointment Date	09/12/2002
Post Code	WS5 3HF		

Title	Mr	Function	Director
Name	Shaneil Ambasana	Nationality	British
Date of Birth	04/1981	Present Appointments	2
Latest Address	Ambertex House, 1 Box Street Ambertex House, Box Street, Walsall	Appointment Date	01/03/2017
Post Code	WS1 2JR		

CURRENT COMPANY SECRETARY

DISCLAIMER : This Report is **PRIVATE & CONFIDENTIAL** and it is prepared at the request of and for its use by the Subscriber only. The Subscriber shall use the contents of the Report merely as an aid to its business. Mira Inform Private Limited ("MIPL") has collated information/data in the Report, which have not been verified unless otherwise specifically mentioned in the Report. The Subscriber shall independently verify the accuracy and correctness of the information/data before in any way acting upon the same. MIPL shall not be liable for any harm, injury, loss or damage caused to the Subscriber due to default by the Subscriber's debtors/beneficiaries in fulfilling their obligations of any nature whatsoever. This Report or any of its portion shall not be used as a documentary evidence or otherwise before any investigative agencies or forum of law. This Report is confidential and proprietary to MIPL. The Subscriber and/or any other person(s) may not reproduce, publish or disclose any of the contents of the Report to others without the express authorization of MIPL. This Report is prepared and issued to the Subscriber without any risk, responsibility or liability on the part of MIPL or its officials.













Title	Mr	Function	Company Secretary
Name	Lalit Kumar Ambasana	Nationality	British
Date of Birth	04/1955	Present Appointments	9
Latest Address	11 Park Hall Road, Walsall, West Midlands	Appointment Date	09/12/2002
Post Code	WS5 3HF		

TOP SHAREHOLDERS




Name	Currency	Share Count	Share Type	Nominal Value	% of Total Share Count
MRS PURNIMA AMBASANA	GBP	700	ORDINARY	1	35
MR LALIT AMBASANA	GBP	700	ORDINARY	1	35
MR SHANEIL AMBASANA	GBP	300	ORDINARY	1	15
MR KUNAL AMBASANA	GBP	300	ORDINARY	1	15

FINANCIALS
















Profit & Loss

	Date Of Accounts	31/12/16	(%)	31/12/15	(%)	31/12/14	(%)	31/12/13	(%)	31/12/12
	Weeks	52	(%)	52	(%)	52	(%)	52	(%)	52
	Currency	GBP	(%)	GBP	(%)	GBP	(%)	GBP	(%)	GBP
	Consolidated A/cs	N	(%)	N	(%)	N	(%)	N	(%)	N
	Turnover	-	-	-	-	-	-	-	-	-
	Export	-	-	-	-	-	-	-	-	-
	Cost of Sales	-	-	-	-	-	-	-	-	-
	Gross Profit	-	-	-	-	-	-	-	-	-
	Wages & Salaries	-	-	-	-	-	-	-	-	-
	Directors Emoluments	-	-	-	-	-	-	-	-	-
	Operating Profit	-	-	-	-	-	-	-	-	-
	Depreciation	£7,092	45.3%	£4,881	41.9%	£3,439	- 54.6%	£7,569	-	£7,569
	Audit Fees	-	-	-	-	-	-	-	-	-
	Interest Payments	-	-	-	-	-	-	-	-	-
	Pre Tax Profit	-	-	-	-	-	-	-	-	-
	Taxation	-	-	-	-	-	-	-	-	-

DISCLAIMER : This Report is **PRIVATE & CONFIDENTIAL** and it is prepared at the request of and for its use by the Subscriber only. The Subscriber shall use the contents of the Report merely as an aid to its business. Mira Inform Private Limited ("MIPL") has collated information/data in the Report, which have not been verified unless otherwise specifically mentioned in the Report. The Subscriber shall independently verify the accuracy and correctness of the information/data before in any way acting upon the same. MIPL shall not be liable for any harm, injury, loss or damage caused to the Subscriber due to default by the Subscriber's debtors/beneficiaries in fulfilling their obligations of any nature whatsoever. This Report or any of its portion shall not be used as a documentary evidence or otherwise before any investigative agencies or forum of law. This Report is confidential and proprietary to MIPL. The Subscriber and/or any other person(s) may not reproduce, publish or disclose any of the contents of the Report to others without the express authorization of MIPL. This Report is prepared and issued to the Subscriber without any risk, responsibility or liability on the part of MIPL or its officials.

	Profit After Tax	-	-	-	-	-	-	-	-	-
	Dividends Payable	-	-	-	-	-	-	-	-	-
	Retained Profit	-	-	-	-	-	-	-	-	-

Balance Sheet

	Date Of Accounts	31/12/16	(%)	31/12/15	(%)	31/12/14	(%)	31/12/13	(%)	31/12/12
	Tangible Assets	£43,086	39.5 %	£30,890	33.9%	£23,067	-2.5%	£23,660	-37.3%	£37,750
	Intangible Assets	0	-	0	-100%	£16,340	-	£16,340	-	£16,340
	Total Fixed Assets	£43,086	39.5 %	£30,890	-21.6%	£39,407	-1.5%	£40,000	-26%	£54,090
	Stock	£114,978	-43%	£201,633	76.4%	£114,334	35.5%	£84,353	-6.3%	£90,043
	Trade Debtors	£1,078,249	-2.1%	£1,100,979	23.5%	£891,537	12.4%	£793,428	-5%	£835,536
	Cash	£250,654	-16.3 %	£299,540	-27.4%	£412,437	109.5 %	£196,860	549%	£30,331
	Other Debtors	£55,573	-48.4 %	£107,683	999.9 %	£4,534	-51.7%	£9,385	999.9 %	£339
	Miscellaneous Current Assets	0	-	0	-	0	-	0	-	0
	Total Current Assets	£1,499,454	-12.3 %	£1,709,835	20.2%	£1,422,842	31.3%	£1,084,026	13.4%	£956,249
	Trade Creditors	£1,026,542	-17.7 %	£1,247,678	8.4%	£1,150,837	32.8%	£866,698	1.6%	£852,723
	Bank Loans & Overdrafts	0	-	0	-	0	-	0	-	0
	Other Short Term Finance	£102,000	-	0	-	0	-	0	-	0
	Miscellaneous Current Liabilities	£16,371	-70%	£54,545	-	0	-	0	-	0
	Total Current Liabilities	£1,144,913	-12.1 %	£1,302,223	13.2%	£1,150,837	32.8%	£866,698	1.6%	£852,723
	Bank Loans &	£5,039	-1.4%	£5,109	50.5%	£3,394	1.6%	£3,340	-24%	£4,394

DISCLAIMER : This Report is **PRIVATE & CONFIDENTIAL** and it is prepared at the request of and for its use by the Subscriber only. The Subscriber shall use the contents of the Report merely as an aid to its business. Mira Inform Private Limited ("MIPL") has collated information/data in the Report, which have not been verified unless otherwise specifically mentioned in the Report. The Subscriber shall independently verify the accuracy and correctness of the information/data before in any way acting upon the same. MIPL shall not be liable for any harm, injury, loss or damage caused to the Subscriber due to default by the Subscriber's debtors/beneficiaries in fulfilling their obligations of any nature whatsoever. This Report or any of its portion shall not be used as a documentary evidence or otherwise before any investigative agencies or forum of law. This Report is confidential and proprietary to MIPL. The Subscriber and/or any other person(s) may not reproduce, publish or disclose any of the contents of the Report to others without the express authorization of MIPL. This Report is prepared and issued to the Subscriber without any risk, responsibility or liability on the part of MIPL or its officials.

	Overdrafts and LTL									
	Other Long Term Finance	0	-	0	-	0	-	0	-	0
	Total Long Term Liabilities	£5,039	- 1.4%	£5,109	50.5%	£3,394	1.6%	£3,340	-24%	£4,394

Capital & Reserves

	Date Of Accounts	31/12/16	(%)	31/12/15	(%)	31/12/14	(%)	31/12/13	(%)	31/12/12
	Called Up Share Capital	£2,000	-	£2,000	-	£2,000	-	£2,000	-	£2,000
	P & L Account Reserve	£390,588	- 9.5%	£431,393	41%	£306,018	21.4%	£251,988	66.6%	£151,222
	Revaluation Reserve	-	-	-	-	-	-	-	-	-
	Sundry Reserves	-	-	-	-	-	-	-	-	-
	Shareholder Funds	£392,588	- 9.4%	£433,393	40.7%	£308,018	21.3%	£253,988	65.8%	£153,222


Other Financial Items

	Date Of Accounts	31/12/16	(%)	31/12/15	(%)	31/12/14	(%)	31/12/13	(%)	31/12/12
	Net Worth	£392,588	- 9.4%	£433,393	48.6 %	£291,678	22.7 %	£237,648	73.6%	£136,882
	Working Capital	£354,541	-13%	£407,612	49.9 %	£272,005	25.2 %	£217,328	109.9 %	£103,526
	Total Assets	£1,542,540	- 11.4 %	£1,740,725	19%	£1,462,249	30.1 %	£1,124,026	11.3%	£1,010,339
	Total Liabilities	£1,149,952	-12%	£1,307,332	13.3 %	£1,154,231	32.7 %	£870,038	1.5%	£857,117
	Net Assets	£392,588	- 9.4%	£433,393	40.7 %	£308,018	21.3 %	£253,988	65.8%	£153,222



Cash Flow

	Date Of Accounts	31/12/16	(%)	31/12/15	(%)	31/12/14	(%)	31/12/13	(%)	31/12/12
	Net Cashflow from Operations	-	-	-	-	-	-	-	-	-
	Net Cashflow before Financing	-	-	-	-	-	-	-	-	-
	Net Cashflow from Financing	-	-	-	-	-	-	-	-	-















DISCLAIMER : This Report is **PRIVATE & CONFIDENTIAL** and it is prepared at the request of and for its use by the Subscriber only. The Subscriber shall use the contents of the Report merely as an aid to its business. Mira Inform Private Limited ("MIPL") has collated information/data in the Report, which have not been verified unless otherwise specifically mentioned in the Report. The Subscriber shall independently verify the accuracy and correctness of the information/data before in any way acting upon the same. MIPL shall not be liable for any harm, injury, loss or damage caused to the Subscriber due to default by the Subscriber's debtors/beneficiaries in fulfilling their obligations of any nature whatsoever. This Report or any of its portion shall not be used as a documentary evidence or otherwise before any investigative agencies or forum of law. This Report is confidential and proprietary to MIPL. The Subscriber and/or any other person(s) may not reproduce, publish or disclose any of the contents of the Report to others without the express authorization of MIPL. This Report is prepared and issued to the Subscriber without any risk, responsibility or liability on the part of MIPL or its officials.

	Increase in Cash	-	-	-	-	-	-	-	-	-
---	------------------	---	---	---	---	---	---	---	---	---

Miscellaneous

	Date Of Accounts	31/12/16	(%)	31/12/15	(%)	31/12/14	(%)	31/12/13	(%)	31/12/12
	Contingent Liability	NO	-	NO	-	NO	-	NO	-	NO
	Capital Employed	£397,627	-9.3%	£438,502	40.8%	£311,412	21%	£257,328	63.3%	£157,616
	Number of Employees	13	44.4%	9	-	-	-	-	-	-
	Accountants	N J PATEL & CO								
	Auditors									
	Auditor Comments	The company is exempt from audit								
	Bankers									
	Bank Branch Code									

Ratios

	Date Of Accounts	31/12/16	31/12/15	31/12/14	31/12/13	31/12/12
	Pre-tax profit margin %	-	-	-	-	-
	Current ratio	1.31	1.31	1.24	1.25	1.12
	Sales/Net Working Capital	-	-	-	-	-
	Gearing %	1.30	1.20	1.10	1.30	2.90
	Equity in %	25.50	24.90	21.30	22.90	15.40
	Creditor Days	-	-	-	-	-
	Debtor Days	-	-	-	-	-
	Liquidity/Acid Test	1.20	1.15	1.13	1.15	1.01
	Return On Capital Employed %	-	-	-	-	-
	Return On Total Assets Employed %	-	-	-	-	-
	Current Debt Ratio	2.91	3	3.73	3.41	5.56
	Total Debt Ratio	2.92	3.01	3.74	3.42	5.59
	Stock Turnover Ratio %	-	-	-	-	-
	Return on Net Assets Employed %	-	-	-	-	-

Report Notes

There are no notes to display.

DISCLAIMER : This Report is **PRIVATE & CONFIDENTIAL** and it is prepared at the request of and for its use by the Subscriber only. The Subscriber shall use the contents of the Report merely as an aid to its business. Mira Inform Private Limited ("MIPL") has collated information/data in the Report, which have not been verified unless otherwise specifically mentioned in the Report. The Subscriber shall independently verify the accuracy and correctness of the information/data before in any way acting upon the same. MIPL shall not be liable for any harm, injury, loss or damage caused to the Subscriber due to default by the Subscriber's debtors/beneficiaries in fulfilling their obligations of any nature whatsoever. This Report or any of its portion shall not be used as a documentary evidence or otherwise before any investigative agencies or forum of law. This Report is confidential and proprietary to MIPL. The Subscriber and/or any other person(s) may not reproduce, publish or disclose any of the contents of the Report to others without the express authorization of MIPL. This Report is prepared and issued to the Subscriber without any risk, responsibility or liability on the part of MIPL or its officials.

Status History

No Status History found

EVENT HISTORY

Date	Description
05/03/2018	Confirmation Statement
09/08/2017	New Accounts Filed
09/08/2017	New Accounts Filed
08/03/2017	Annual Returns
08/03/2017	New Board Member Mr S. Ambasana appointed
05/08/2016	New Accounts Filed
05/08/2016	New Accounts Filed
02/04/2016	Annual Returns
01/10/2015	New Accounts Filed
20/03/2015	Annual Returns
01/10/2014	New Accounts Filed
06/03/2014	Annual Returns
16/07/2013	New Accounts Filed
16/07/2013	New Accounts Filed
13/03/2013	Annual Returns

PREVIOUS COMPANY NAMES

Date	Previous Name
21/03/2001	MASSIMO MARCELLO LIMITED

Writ Details

No writs found

Statistics

Group	-
Linkages	0 companies
Countries	In 0 countries

SUMMARY

Holding Company	-
-----------------	---

DISCLAIMER : This Report is **PRIVATE & CONFIDENTIAL** and it is prepared at the request of and for its use by the Subscriber only. The Subscriber shall use the contents of the Report merely as an aid to its business. Mira Inform Private Limited ("MIPL") has collated information/data in the Report, which have not been verified unless otherwise specifically mentioned in the Report. The Subscriber shall independently verify the accuracy and correctness of the information/data before in any way acting upon the same. MIPL shall not be liable for any harm, injury, loss or damage caused to the Subscriber due to default by the Subscriber's debtors/beneficiaries in fulfilling their obligations of any nature whatsoever. This Report or any of its portion shall not be used as a documentary evidence or otherwise before any investigative agencies or forum of law. This Report is confidential and proprietary to MIPL. The Subscriber and/or any other person(s) may not reproduce, publish or disclose any of the contents of the Report to others without the express authorization of MIPL. This Report is prepared and issued to the Subscriber without any risk, responsibility or liability on the part of MIPL or its officials.

Ownership Status	
Ultimate Holding Company	-

Group Structure Full

No Group Structure

MORTGAGE DETAILS

Mortgage Type:	ALL ASSETS DEBENTURE		
Date Charge Created:	03/10/11		
Date Charge Registered:	07/10/11		
Date Charge Satisfied:	26/10/16		
Status:	SATISFIED		
Person(s) Entitled:	LLOYDS TSB COMMERCIAL FINANCE LIMITED;		
Amount Secured:			
Details:	FIXED AND FLOATING CHARGE OVER THE UNDERTAKING AND ALL PROPERTY AND ASSETS PRESENT AND FUTURE, INCLUDING GOODWILL, BOOKDEBTS, UNCALLED CAPITAL, BUILDINGS, FIXTURES, FIXED PLANT & MACHINERY. SEE IMAGE FOR FULL DETAILS		
Mortgage Type:	DEBENTURE		
Date Charge Created:	06/03/06		
Date Charge Registered:	11/03/06		
Date Charge Satisfied:	-		
Status:	OUTSTANDING		
Person(s) Entitled:	LLOYDS TSB BANK PLC		
Amount Secured:	ALL MONIES DUE OR TO BECOME DUE FROM THE COMPANY TO THE CHARGE ON ANY ACCOUNT WHATSOEVER		
Details:	FIXED AND FLOATING CHARGES OVER THE UNDERTAKING AND ALL PROPERTY AND ASSETS PRESENT AND FUTURE INCLUDING GOODWILL BOOKDEBTS UNCALLED CAPITAL BUILDINGS FIXTURES FIXED PLANT AND MACHINERY		

Mortgage Type:	DEPOSIT AGREEMENT TO SECURE OWN LIABILITIES		
Date Charge Created:	28/08/03		
Date Charge Registered:	10/09/03		
Date Charge Satisfied:	26/10/16		
Status:	SATISFIED		
Person(s) Entitled:	LLOYDS TSB BANK PLC;		
Amount Secured:			
Details:	ALL SUCH RIGHTS TO THE REPAYMENT OF THE DEPOSIT MEANING THE DEBT(S) ON THE ACCOUNT(S) DESCRIBED IN THE SCHEDULE BEING THE ACCOUNT WITH THE BANK DENOMINATED IN STERLING DESIGNATED LLOYDS TSB BANK PLC RE AMBERTEX LTD AND NUMBERED 30-97-97 00858194 AND ANY ACCOUNT(S) FOR THE TIME		

DISCLAIMER : This Report is **PRIVATE & CONFIDENTIAL** and it is prepared at the request of and for its use by the Subscriber only. The Subscriber shall use the contents of the Report merely as an aid to its business. Mira Inform Private Limited ("MIPL") has collated information/data in the Report, which have not been verified unless otherwise specifically mentioned in the Report. The Subscriber shall independently verify the accuracy and correctness of the information/data before in any way acting upon the same. MIPL shall not be liable for any harm, injury, loss or damage caused to the Subscriber due to default by the Subscriber's debtors/beneficiaries in fulfilling their obligations of any nature whatsoever. This Report or any of its portion shall not be used as a documentary evidence or otherwise before any investigative agencies or forum of law. This Report is confidential and proprietary to MIPL. The Subscriber and/or any other person(s) may not reproduce, publish or disclose any of the contents of the Report to others without the express authorization of MIPL. This Report is prepared and issued to the Subscriber without any risk, responsibility or liability on the part of MIPL or its officials.

	BEING REPLACING THE SAME AND ALL INTERESTOWING IN RESPECT THEREOF AND ALL DEPOSITS WITH THE BANKS TREASURY DIVISION IN THE NAME OF THE BANK RE THE COMPANY
--	--

PREVIOUS DIRECTOR/COMPANY SECRETARIES

Name	Current Active Appointments	Previous Appointments	Dissolved Companies
Parmjit Kaur	0	1	0
Kevin Brewer	5	4261	23442
Suzanne Brewer	2	3879	21021
Total Persons With Significant Control	3	Total Statements	0
Active	2	Active	0
Ceased	1	Ceased	0

ACTIVE PERSONS WITH SIGNIFICANT CONTROL

Name	Mr Lalit Kumar Ambasana	Kind	Individual Person With Significant Control
Address	345 Bearwood Road, Smethwick, Warley, West Midlands	Country Of Residence	England
Post Code	B66 4DB	Nationality	British
Date of Birth	04/1955	Notified On	01/10/2016
Nature Of Control	Ownership Of Shares 25 To 50 Percent, Voting Rights 25 To 50 Percent		
Name	Mrs Purnima Ambasana	Kind	Individual Person With Significant Control
Address	345 Bearwood Road, Smethwick, Warley, West Midlands	Country Of Residence	England
Post Code	B66 4DB	Nationality	British
Date of Birth	07/1955	Notified On	08/02/2018
Nature Of Control	Ownership Of Shares 25 To 50 Percent, Voting Rights 25 To 50 Percent		

Ceased Persons With Significant Control

Name	Mr Lalit Kumar Ambasana	Kind	Individual Person With Significant Control
Address	345 Bearwood Road, Smethwick, Warley, West Midlands	Country Of Residence	England
Post Code	B66 4DB	Nationality	British
Date of Birth	04/1955	Notified On	01/10/2016
Nature Of	Significant Influence Or Control, Significant Influence Or	Ceased On	01/10/2016

Control	Control As Trust, Significant Influence Or Control As Firm		
---------	--	--	--

Active Statements

No Active Statements To Display

Ceased Statements

No Ceased Statements To Display

FOREIGN EXCHANGE RATES

Currency	Unit	Indian Rupees
US Dollar	1	INR 68.85
UK Pound	1	INR 89.67
Euro	1	INR 80.31
GBP	1	INR 90.32

Note : Above are approximate rates obtained from sources believed to be correct

INFORMATION DETAILS

Analysis Done by :	NIS
Report Prepared by :	SYL

DISCLAIMER : This Report is **PRIVATE & CONFIDENTIAL** and it is prepared at the request of and for its use by the Subscriber only. The Subscriber shall use the contents of the Report merely as an aid to its business. Mira Inform Private Limited ("MIPL") has collated information/data in the Report, which have not been verified unless otherwise specifically mentioned in the Report. The Subscriber shall independently verify the accuracy and correctness of the information/data before in any way acting upon the same. MIPL shall not be liable for any harm, injury, loss or damage caused to the Subscriber due to default by the Subscriber's debtors/beneficiaries in fulfilling their obligations of any nature whatsoever. This Report or any of its portion shall not be used as a documentary evidence or otherwise before any investigative agencies or forum of law. This Report is confidential and proprietary to MIPL. The Subscriber and/or any other person(s) may not reproduce, publish or disclose any of the contents of the Report to others without the express authorization of MIPL. This Report is prepared and issued to the Subscriber without any risk, responsibility or liability on the part of MIPL or its officials.

RATING EXPLANATIONS

Credit Rating	Explanation	Rating Comments
A++	Minimum Risk	Business dealings permissible with minimum risk of default
A+	Low Risk	Business dealings permissible with low risk of default
A	Acceptable Risk	Business dealings permissible with moderate risk of default
B	Medium Risk	Business dealings permissible on a regular monitoring basis
C	Medium High Risk	Business dealings permissible preferably on secured basis
D	High Risk	Business dealing not recommended or on secured terms only
NB	New Business	No recommendation can be done due to business in infancy stage
NT	No Trace	No recommendation can be done as the business is not traceable

NB is stated where there is insufficient information to facilitate rating. However, it is not to be considered as unfavourable.

This score serves as a reference to assess SC's credit risk and to set the amount of credit to be extended. It is calculated from a composite of weighted scores obtained from each of the major sections of this report. The assessed factors are as follows:

- Financial condition covering various ratios
- Company background and operations size
- Promoters / Management background
- Payment record
- Litigation against the subject
- Industry scenario / competitor analysis
- Supplier / Customer / Banker review (wherever available)