

MIRA INFORM REPORT

Report No. :	521167
Report Date :	23.07.2018

IDENTIFICATION DETAILS

Name :	SHAIRU GEMS DIAMONDS PRIVATE LIMITED
Registered Office :	DE-9012A, (Entrance from DC), 9th Floor, Tower D Bharat Diamond Bourse, Bandra Kurla Complex, Bandra (East), Mumbai - 400 051, Maharashtra
Tel. No.:	91-22-40505050, 23630039
Country :	India
Financials (as on) :	31.03.2017
Date of Incorporation :	26.08.2013
CIN No.: [Company Identification No.]	U36941MH2013PTC247457
Capital Investment / Paid-up Capital :	INR 1187.340 Million
PAN No.: [Permanent Account No.]	AATCS5148R
GSTN : [Goods & Service Tax Registration No.]	Not Divulged
Legal Form :	Private Limited Liability Company
Line of Business :	Manufacturer, Exporter and Importer of Diamond (Registered Activity)
No. of Employees :	Information denied by the management

RATING & COMMENTS

(Mira Inform has adopted New Rating mechanism w.e.f. 23rd January 2017)

MIRA's Rating : A

Credit Rating	Explanation	Rating Comments
A	Acceptable Risk	Business dealings permissible with moderate risk of default

Status : Satisfactory

DISCLAIMER : This Report is **PRIVATE & CONFIDENTIAL** and it is prepared at the request of and for its use by the Subscriber only. The Subscriber shall use the contents of the Report merely as an aid to its business. Mira Inform Private Limited ("MIPL") has collated information/data in the Report, which have not been verified unless otherwise specifically mentioned in the Report. The Subscriber shall independently verify the accuracy and correctness of the information/data before in any way acting upon the same. MIPL shall not be liable for any harm, injury, loss or damage caused to the Subscriber due to default by the Subscriber's debtors/beneficiaries in fulfilling their obligations of any nature whatsoever. This Report or any of its portion shall not be used as a documentary evidence or otherwise before any investigative agencies or forum of law. This Report is confidential and proprietary to MIPL. The Subscriber and/or any other person(s) may not reproduce, publish or disclose any of the contents of the Report to others without the express authorization of MIPL. This Report is prepared and issued to the Subscriber without any risk, responsibility or liability on the part of MIPL or its officials.

Payment Behaviour :	Slow but correct
Litigation :	Clear
Comments :	<p>Subject was incorporated in the year 2013 and it is engaged as manufacturer of cut and polished diamonds.</p> <p>For the financial year 2017, the company has achieved fair growth in its revenue as compared to its previous year but has reported thin profit margin during the year.</p> <p>Rating takes into consideration, the healthy financial risk profile marked by adequate networth base and strong debt protection metrics.</p> <p>Rating continues to derive strengths from its established market position in diamond industry supported by its promoter's extensive industry experience, efficient receivable management.</p> <p>However, these rating strengths are partially offset by moderate customer concentration in revenue profile and exposure to intense competition in diamond industry resulting in moderate profitability.</p> <p>Payment seems to be slow but correct.</p> <p>In view of aforesaid, the company can be considered for business dealing at usual trade terms and conditions.</p>

NOTES :

Any query related to this report can be made on e-mail : infodept@mirainform.com while quoting report number, name and date.

ECGC Country Risk Classification List

Country Name	Previous Rating (31.12.2017)	Current Rating (01.04.2018)
India	A1	A1

Risk Category	ECGC Classification
Insignificant	A1
Low Risk	A2
Moderately Low Risk	B1
Moderate Risk	B2
Moderately High Risk	C1
High Risk	C2
Very High Risk	D

EXTERNAL AGENCY RATING

Rating Agency Name	CRISIL
Rating	Long term rating = BBB+
Rating Explanation	Moderate degree of safety and moderate credit risk.
Date	27.06.2018

Rating Agency Name	CRISIL
Rating	Short term rating = A2
Rating Explanation	Strong degree of safety and low credit risk.
Date	27.06.2018

RBI DEFAULTERS' LIST STATUS

Subject's name is not enlisted as a defaulter in the publicly available RBI Defaulters' list.

EPF (Employee Provident Fund) DEFAULTERS' LIST STATUS

Subject's name is not enlisted as a defaulter in the publicly available EPF (Employee Provident Fund) Defaulters' list as of 31-03-2018.

BIFR (Board for Industrial & Financial Reconstruction) LISTING STATUS

Subject's name is not listed as a Sick Unit in the publicly available BIFR (Board for Industrial & Financial Reconstruction) list as of 23.07.2018

IBBI (Insolvency and Bankruptcy Board of India) LISTING STATUS

DISCLAIMER : This Report is **PRIVATE & CONFIDENTIAL** and it is prepared at the request of and for its use by the Subscriber only. The Subscriber shall use the contents of the Report merely as an aid to its business. Mira Inform Private Limited ("MIPL") has collated information/data in the Report, which have not been verified unless otherwise specifically mentioned in the Report. The Subscriber shall independently verify the accuracy and correctness of the information/data before in any way acting upon the same. MIPL shall not be liable for any harm, injury, loss or damage caused to the Subscriber due to default by the Subscriber's debtors/beneficiaries in fulfilling their obligations of any nature whatsoever. This Report or any of its portion shall not be used as a documentary evidence or otherwise before any investigative agencies or forum of law. This Report is confidential and proprietary to MIPL. The Subscriber and/or any other person(s) may not reproduce, publish or disclose any of the contents of the Report to others without the express authorization of MIPL. This Report is prepared and issued to the Subscriber without any risk, responsibility or liability on the part of MIPL or its officials.

Subject's name is not listed in the publicly available IBBI (Insolvency and Bankruptcy Board of India) list as of report date.

INFORMATION DECLINED

Management non-cooperative (Tel No.:91-22-40505050)

LOCATIONS

Registered Office :	DE-9012A, (Entrance from DC), 9th Floor, Tower D Bharat Diamond Bourse, Bandra Kurla Complex, Bandra (East), Mumbai - 400 051, Maharashtra, India
Tel. No.:	91-22-40505050, 23630039
Fax No.:	91-22-23630039
E-Mail :	ami@shairugems.net
Website :	https://www.shairugems.net

DIRECTORS

As on 31.03.2018

Name :	Mr. Kumar Rasiklal Mehta		
Designation :	Director		
Address :	Sankalp, 18, Walkeshwar Road, Mumbai -400006, Maharashtra, India		
Date of Birth/Age :	13.06.1953		
Date of Appointment :	26.08.2013		
PAN No.:	AAOPM3805D		
DIN No.:	00146756		
Other Directorship:			
CIN/FCRN	Company Name	Begin Date	End Date
U27205MH1990PTC056558	RUSHABH GEMS PRIVATE LIMITED	16/05/1990	-
U36900MH2005PTC154400	SHAIRU GEMS PRIVATE LIMITED	01/07/2005	-
U51900MH1973NPL017093	DIAMOND EXPORTERS ASSOCIATION LIMITED	20/07/2002	-
Name :	Mr. Kashish Kumar Mehta		
Designation :	Director		
Address :	Sankalp, 18, Walkeshwar Road, Mumbai -400006, Maharashtra, India		
Date of Birth/Age :	26.12.1979		
Date of Appointment :	26.08.2013		
PAN No.:	AACPM6258J		
DIN No.:	00146828		
Other Directorship:			
CIN/FCRN	Company Name	Begin Date	End Date
U36900MH2005PTC154400	SHAIRU GEMS PRIVATE LIMITED	07/07/2005	-

DISCLAIMER : This Report is **PRIVATE & CONFIDENTIAL** and it is prepared at the request of and for its use by the Subscriber only. The Subscriber shall use the contents of the Report merely as an aid to its business. Mira Inform Private Limited ("MIPL") has collated information/data in the Report, which have not been verified unless otherwise specifically mentioned in the Report. The Subscriber shall independently verify the accuracy and correctness of the information/data before in any way acting upon the same. MIPL shall not be liable for any harm, injury, loss or damage caused to the Subscriber due to default by the Subscriber's debtors/beneficiaries in fulfilling their obligations of any nature whatsoever. This Report or any of its portion shall not be used as a documentary evidence or otherwise before any investigative agencies or forum of law. This Report is confidential and proprietary to MIPL. The Subscriber and/or any other person(s) may not reproduce, publish or disclose any of the contents of the Report to others without the express authorization of MIPL. This Report is prepared and issued to the Subscriber without any risk, responsibility or liability on the part of MIPL or its officials.

Name :	Mr. Shairul Shaileshbhai Mehta		
Designation :	Director		
Address :	101, EL-CID, 13, Ridge Road, Mumbai -400006, Maharashtra, India		
Date of Birth/Age :	12.09.1973		
Date of Appointment :	26.08.2013		
PAN No.:	AAYPM1974F		
DIN No.:	00146947		
Other Directorship:			
CIN/FCRN	Company Name	Begin Date	End Date
U27205MH1990PTC056558	RUSHABH GEMS PRIVATE LIMITED	01/04/2003	-
U36900MH2005PTC154400	SHAIRU GEMS PRIVATE LIMITED	01/07/2005	-
U36912MH2011PTC221921	DIVINE PEARLS PRIVATE LIMITED	13/09/2011	-
Name :	Mr. Ashok Bachubhai Mehta		
Designation :	Director		
Address :	76-A, Adarsh Society, Athwa Lines, Surat -395007, Gujarat, India		
Date of Birth/Age :	22.11.1949		
Date of Appointment :	26.08.2013		
PAN No.:	AARPM4440M		
DIN No.:	00254631		
Name :	Mr. Siddharth Ashokbhai Mehta		
Designation :	Director		
Address :	8 th Floor, Flat A/801, Rajhans Mexima, Wing A, Raghu Ramji Party Plot, Umara, Sy No. 37, Plot 37, Paikya/1/1to 4, Surat -395007, Gujarat, India		
Date of Birth/Age :	27.03.1976		
Date of Appointment :	26.08.2013		
PAN No.:	ADBPM2536P		
DIN No.:	00254684		
Other Directorship:			
CIN/FCRN	Company Name	Begin Date	End Date
U27205MH1990PTC056558	RUSHABH GEMS PRIVATE LIMITED	01/04/2003	-
U36900MH2005PTC154400	SHAIRU GEMS PRIVATE LIMITED	01/07/2005	-
U74999GJ2017NPL098262	SURAT INTERNATIONAL DIATRDE CENTER	12/07/2017	-

KEY EXECUTIVES

Name :	Ami Dharendra Desai
Designation :	Chief Finance Officer
Address :	12/230, Juhu Sheetal, M.H.B. Colony, JVPD scheme, Andheri (West), Mumbai - 400049, Maharashtra, India
Date of Birth/Age :	10.01.1976
Date of Appointment :	01.07.2014

DISCLAIMER : This Report is **PRIVATE & CONFIDENTIAL** and it is prepared at the request of and for its use by the Subscriber only. The Subscriber shall use the contents of the Report merely as an aid to its business. Mira Inform Private Limited ("MIPL") has collated information/data in the Report, which have not been verified unless otherwise specifically mentioned in the Report. The Subscriber shall independently verify the accuracy and correctness of the information/data before in any way acting upon the same. MIPL shall not be liable for any harm, injury, loss or damage caused to the Subscriber due to default by the Subscriber's debtors/beneficiaries in fulfilling their obligations of any nature whatsoever. This Report or any of its portion shall not be used as a documentary evidence or otherwise before any investigative agencies or forum of law. This Report is confidential and proprietary to MIPL. The Subscriber and/or any other person(s) may not reproduce, publish or disclose any of the contents of the Report to others without the express authorization of MIPL. This Report is prepared and issued to the Subscriber without any risk, responsibility or liability on the part of MIPL or its officials.

PAN No.:	AGHPD9657P
-----------------	------------

MAJOR SHAREHOLDERS

As on 31.03.2017

Names of Shareholders	No. of Shares
Shaileshbhai Bachubhai Mehta	24367000
Kumarbhai Rasiklal Mehta	25936700
Shairul Shailesh Mehta	30000000
Siddarth Ashok Mehta	20000000
Kashish Kumar Mehta	18430300
Total	118734000

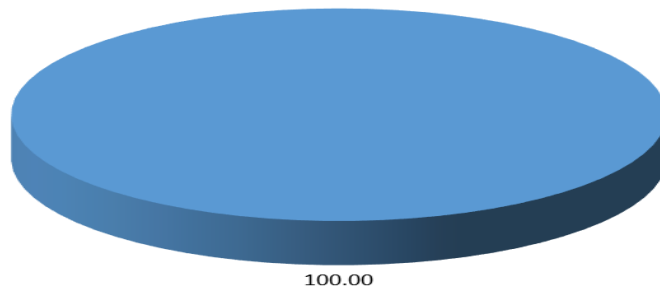
Equity Share Break up (Percentage of Total Equity)

As on 08.09.2017

Category	Percentage
Promoters (Individual/Hindu Undivided Family – Indian)	100.00
Total	100.00

Share holding pattern

■ Promoters (Individual/Hindu Undivided Family – Indian)



BUSINESS DETAILS

Line of Business :	Manufacturer, Exporter and Importer of diamond (Registered Activity)	
Products / Services :	Item Code No.	Products/Services Description
	71021000	Unsorted Diamonds W/N Worked

DISCLAIMER : This Report is **PRIVATE & CONFIDENTIAL** and it is prepared at the request of and for its use by the Subscriber only. The Subscriber shall use the contents of the Report merely as an aid to its business. Mira Inform Private Limited ("MIPL") has collated information/data in the Report, which have not been verified unless otherwise specifically mentioned in the Report. The Subscriber shall independently verify the accuracy and correctness of the information/data before in any way acting upon the same. MIPL shall not be liable for any harm, injury, loss or damage caused to the Subscriber due to default by the Subscriber's debtors/beneficiaries in fulfilling their obligations of any nature whatsoever. This Report or any of its portion shall not be used as a documentary evidence or otherwise before any investigative agencies or forum of law. This Report is confidential and proprietary to MIPL. The Subscriber and/or any other person(s) may not reproduce, publish or disclose any of the contents of the Report to others without the express authorization of MIPL. This Report is prepared and issued to the Subscriber without any risk, responsibility or liability on the part of MIPL or its officials.

	NIC Code No.	Products/Services Description
	4622	Diamond
Brand Names :	Not Available	
Agencies Held :	Not Available	
Exports :	Not Divulged	
Imports :	Not Divulged	
Terms :	Not Divulged	

PRODUCTION STATUS – (NOT AVAILABLE)

GENERAL INFORMATION

Suppliers :	Reference :	Not Divulged
	Name of the Person :	--
	Contact No.:	--
	Since How Long Known :	--
	Maximum Limit Dealt :	--
	Experience :	--
	Remark:	--
Customers :	Reference :	Not Divulged
	Name of the Person :	--
	Contact No.:	--
	Since How Long Known :	--
	Maximum Limit Dealt :	--
	Experience :	--
	Remark:	--
No. of Employees :	Information denied by the management	
Bankers :	Banker Name :	Not Divulged
	Branch :	--
	Person Name (With Designation) :	--
	Contact Number :	--
	Name of Account Holder :	--
	Account Number :	--
	Account Since (Date/Year of Account Opening) :	--

DISCLAIMER : This Report is **PRIVATE & CONFIDENTIAL** and it is prepared at the request of and for its use by the Subscriber only. The Subscriber shall use the contents of the Report merely as an aid to its business. Mira Inform Private Limited ("MIPL") has collated information/data in the Report, which have not been verified unless otherwise specifically mentioned in the Report. The Subscriber shall independently verify the accuracy and correctness of the information/data before in any way acting upon the same. MIPL shall not be liable for any harm, injury, loss or damage caused to the Subscriber due to default by the Subscriber's debtors/beneficiaries in fulfilling their obligations of any nature whatsoever. This Report or any of its portion shall not be used as a documentary evidence or otherwise before any investigative agencies or forum of law. This Report is confidential and proprietary to MIPL. The Subscriber and/or any other person(s) may not reproduce, publish or disclose any of the contents of the Report to others without the express authorization of MIPL. This Report is prepared and issued to the Subscriber without any risk, responsibility or liability on the part of MIPL or its officials.

	Average Balance Maintained :	--	
	Credit Facilities Enjoyed (CC/OD/Term Loan) :	--	
	Account Operation :	--	
	Remark :	--	
Facilities :	Secured Loan	31.03.2017 (INR in Million)	31.03.2016 (INR in Million)
	Short-term borrowings		
	Foreign currency term loans from banks	1542.734	1144.052
	Term loans from banks		
	Total	1542.734	1144.052

Auditors :	
Name :	Pruthviraj Shah and Company Chartered Accountants
Address :	202, Modi Chambers, Radhe Vallabh Co-Operative Housing Society Limited, French Bridge Corner, Opposite Opera House, Mumbai, Maharashtra, India
Income-tax PAN of auditor or auditor's firm :	AAJPS5797B
Memberships :	Not Available
Collaborators :	Not Available
Enterprises which are owned, or have significant influence of or are partners with Key management personnel and their relatives:	<ul style="list-style-type: none"> • Atit Diamond Corporation, USA • Sunrise Diamonds Limited, HK • The Source BVBA

CAPITAL STRUCTURE

As on 08.09.2017

Authorised Capital :

No. of Shares	Type	Value	Amount
120100000	Equity Shares	INR 10/- each	INR 1201.000 Million
35000000	Preference Shares	INR 10/- each	INR 350.000 Million
	Total		INR 1551.000 Million

Issued, Subscribed & Paid-up Capital :

No. of Shares	Type	Value	Amount
118734000	Equity Shares	INR 10/- each	INR 1187.340 Million

FINANCIAL DATA
[all figures are INR Million]

ABRIDGED BALANCE SHEET

SOURCES OF FUNDS	31.03.2017	31.03.2016	31.03.2015
I. EQUITY AND LIABILITIES			
(1) Shareholders' Funds			
(a) Share Capital	1187.340	1507.340	1320.000
(b) Reserves and Surplus	1063.048	937.103	747.116
(c) Money received against share warrants	0.000	0.000	0.000
(2) Share Application money pending allotment	0.000	0.000	0.000
Total Shareholders' Funds (1) + (2)	2250.388	2444.443	2067.116
(3) Non-Current Liabilities			
(a) long-term borrowings	0.000	0.000	0.000
(b) Deferred tax liabilities (Net)	0.000	0.000	0.000
(c) Other long-term liabilities	0.000	0.000	0.000
(d) long-term provisions	41.664	29.064	18.135
Total Non-current Liabilities (3)	41.664	29.064	18.135
(4) Current Liabilities			
(a) Short-term borrowings	1775.049	1231.678	2007.244
(b) Trade payables	1102.706	1286.587	1050.727
(c) Other current liabilities	10.909	10.571	65.956
(d) Short-term provisions	75.061	54.792	0.000
Total Current Liabilities (4)	2963.725	2583.628	3123.927
TOTAL	5255.777	5057.135	5209.178
II. ASSETS			
(1) Non-current assets			
(a) Fixed Assets			
(i) Tangible assets	1299.666	1337.571	1029.370
(ii) Intangible Assets	0.000	0.000	0.000
(iii) Tangible assets capital work-in-progress	0.000	0.000	0.000
(iv) Intangible assets under development	0.000	0.000	0.000
(b) Non-current Investments	40.055	0.030	0.030
(c) Deferred tax assets (net)	60.807	40.773	23.107
(d) Long-term loans and advances	0.000	0.000	0.000
(e) Other Non-current assets	0.000	0.000	0.000
Total Non-Current Assets	1400.528	1378.374	1052.507

DISCLAIMER : This Report is **PRIVATE & CONFIDENTIAL** and it is prepared at the request of and for its use by the Subscriber only. The Subscriber shall use the contents of the Report merely as an aid to its business. Mira Inform Private Limited ("MIPL") has collated information/data in the Report, which have not been verified unless otherwise specifically mentioned in the Report. The Subscriber shall independently verify the accuracy and correctness of the information/data before in any way acting upon the same. MIPL shall not be liable for any harm, injury, loss or damage caused to the Subscriber due to default by the Subscriber's debtors/beneficiaries in fulfilling their obligations of any nature whatsoever. This Report or any of its portion shall not be used as a documentary evidence or otherwise before any investigative agencies or forum of law. This Report is confidential and proprietary to MIPL. The Subscriber and/or any other person(s) may not reproduce, publish or disclose any of the contents of the Report to others without the express authorization of MIPL. This Report is prepared and issued to the Subscriber without any risk, responsibility or liability on the part of MIPL or its officials.

(2) Current assets			
(a) Current investments	0.000	0.000	0.000
(b) Inventories	2697.773	2528.077	2785.944
(c) Trade receivables	978.017	950.114	1185.234
(d) Cash and bank balances	90.024	84.006	89.260
(e) Short-term loans and advances	89.435	110.164	90.498
(f) Other current assets	0.000	6.400	5.735
Total Current Assets	3855.249	3678.761	4156.671
TOTAL	5255.777	5057.135	5209.178

PROFIT & LOSS ACCOUNT

	PARTICULARS	31.03.2017	31.03.2016	31.03.2015
	SALES			
	Revenue from operations	9430.036	8815.742	8716.099
	Other Income	31.200	21.901	25.863
	TOTAL	9461.236	8837.643	8741.962
Less	EXPENSES			
	Cost of Materials Consumed	7907.428	6039.140	7292.815
	Purchases of Stock-in-Trade	526.056	604.111	1110.450
	Changes in inventories of finished goods, work-in-progress and Stock-in-Trade	(333.836)	947.643	(838.717)
	Employee benefit expense	534.527	435.620	341.978
	Expenditure on production, transportation and Other expenditure pertaining to exploration and production activities	261.586	314.953	0.000
	CSR expenditure	7.403	2.899	0.000
	Other expenses	152.613	113.608	470.049
	Exceptional items before tax	0.000	0.000	8.587
	TOTAL	9055.777	8457.974	8385.162
	PROFIT/ (LOSS) BEFORE INTEREST, TAX, DEPRECIATION AND AMORTISATION	405.459	379.669	356.800
Less	FINANCIAL EXPENSES	89.238	114.736	100.981
	PROFIT / (LOSS) BEFORE TAX, DEPRECIATION AND AMORTISATION	316.221	264.933	255.819
Less/ Add	DEPRECIATION/ AMORTISATION	116.975	114.569	120.118
	PROFIT/ (LOSS) BEFORE TAX	199.246	150.364	135.701
Less	TAX	73.301	51.876	51.652

DISCLAIMER : This Report is **PRIVATE & CONFIDENTIAL** and it is prepared at the request of and for its use by the Subscriber only. The Subscriber shall use the contents of the Report merely as an aid to its business. Mira Inform Private Limited ("MIPL") has collated information/data in the Report, which have not been verified unless otherwise specifically mentioned in the Report. The Subscriber shall independently verify the accuracy and correctness of the information/data before in any way acting upon the same. MIPL shall not be liable for any harm, injury, loss or damage caused to the Subscriber due to default by the Subscriber's debtors/beneficiaries in fulfilling their obligations of any nature whatsoever. This Report or any of its portion shall not be used as a documentary evidence or otherwise before any investigative agencies or forum of law. This Report is confidential and proprietary to MIPL. The Subscriber and/or any other person(s) may not reproduce, publish or disclose any of the contents of the Report to others without the express authorization of MIPL. This Report is prepared and issued to the Subscriber without any risk, responsibility or liability on the part of MIPL or its officials.

	PROFIT/ (LOSS) AFTER TAX	125.945	98.488	84.049
	Earnings / (Loss) Per Share (INR)	1.06	0.82	0.56

CURRENT MATURITIES OF LONG TERM DEBT DETAILS

Particulars	31.03.2017	31.03.2016	31.03.2015
Current Maturities of Long term debt	NA	NA	NA
Cash generated from operations	NA	NA	NA
Net cash flows from (used in) operations	(34.564)	1005.712	132.442
Net cash flows from (used in) operating activity	438.714	140.212	80.790

KEY RATIOS

EFFICIENCY RATIOS

PARTICULARS	31.03.2017	31.03.2016	31.03.2015
Average Collection Days (Sundry Debtors / Income * 365 Days)	37.86	39.34	49.63
Account Receivables Turnover (Income / Sundry Debtors)	9.64	9.28	7.35
Average Payment Days (Sundry Creditors / Purchases * 365 Days)	47.72	70.69	45.64
Inventory Turnover (Operating Income / Inventories)	0.15	0.15	0.13
Asset Turnover (Operating Income / Net Fixed Assets)	0.31	0.28	0.35

LEVERAGE RATIOS

PARTICULARS	31.03.2017	31.03.2016	31.03.2015
Debt Ratio ((Borrowing + Current Liabilities) / Total Assets)	0.56	0.51	0.60
Debt Equity Ratio (Total Liability / Networth)	0.79	0.50	0.97
Current Liabilities to Networth (Current Liabilities / Net Worth)	1.32	1.06	1.51

DISCLAIMER : This Report is **PRIVATE & CONFIDENTIAL** and it is prepared at the request of and for its use by the Subscriber only. The Subscriber shall use the contents of the Report merely as an aid to its business. Mira Inform Private Limited ("MIPL") has collated information/data in the Report, which have not been verified unless otherwise specifically mentioned in the Report. The Subscriber shall independently verify the accuracy and correctness of the information/data before in any way acting upon the same. MIPL shall not be liable for any harm, injury, loss or damage caused to the Subscriber due to default by the Subscriber's debtors/beneficiaries in fulfilling their obligations of any nature whatsoever. This Report or any of its portion shall not be used as a documentary evidence or otherwise before any investigative agencies or forum of law. This Report is confidential and proprietary to MIPL. The Subscriber and/or any other person(s) may not reproduce, publish or disclose any of the contents of the Report to others without the express authorization of MIPL. This Report is prepared and issued to the Subscriber without any risk, responsibility or liability on the part of MIPL or its officials.

Fixed Assets to Networth (Net Fixed Assets / Networth)	0.58	0.55	0.50
Interest Coverage Ratio (PBIT / Financial Charges)	4.54	3.31	3.53

PROFITABILITY RATIOS

PARTICULARS		31.03.2017	31.03.2016	31.03.2015
Net Profit Margin ((PAT / Sales) * 100)	%	1.34	1.12	0.96
Return on Total Assets ((PAT / Total Assets) * 100)	%	2.40	1.95	1.61
Return on Investment (ROI) ((PAT / Networth) * 100)	%	5.60	4.03	4.07

SOLVENCY RATIOS

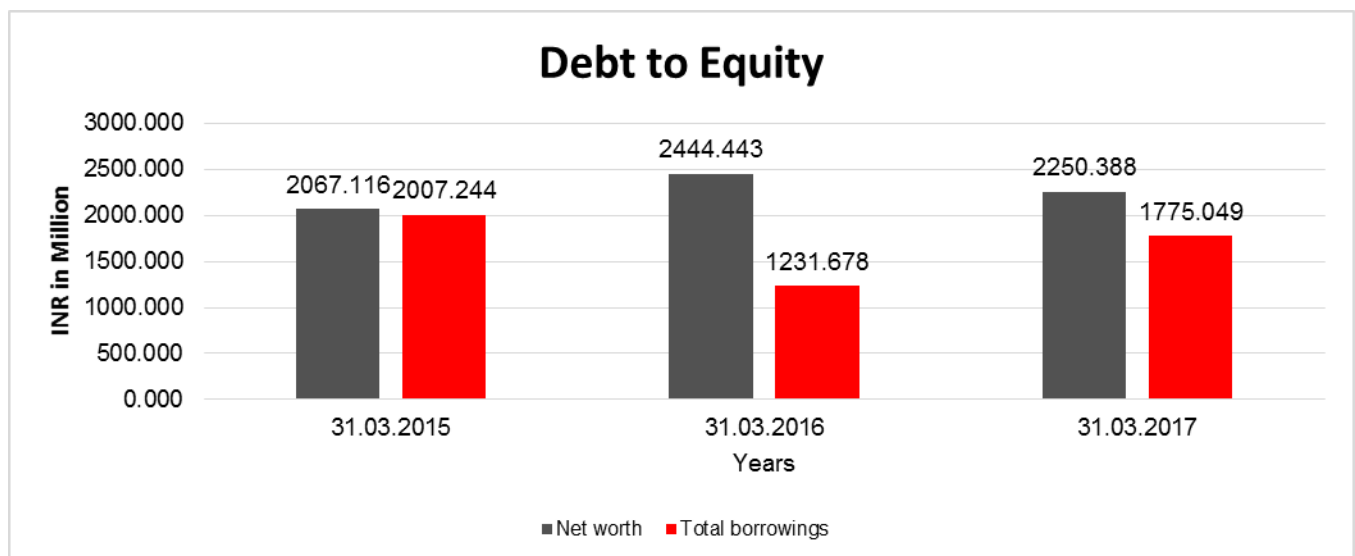
PARTICULARS		31.03.2017	31.03.2016	31.03.2015
Current Ratio (Current Assets / Current Liabilities)		1.30	1.42	1.33
Quick Ratio ((Current Assets – Inventories) / Current Liabilities)		0.39	0.45	0.44
G-Score Ratio Financial (Networth / Total Assets)		0.43	0.48	0.40
G-Score Ratio Debt (Debts / Equity Capital)		1.49	0.82	1.52
G-Score Ratio Liquidity (Total Current Assets / Total Current Liabilities)		1.30	1.42	1.33

Total Liability = Short-term Debt + Long-term Debt + Current Maturities of Long-term debts

FINANCIAL ANALYSIS
[all figures are in INR Million]

DEBT EQUITY RATIO

Particular	31.03.2015	31.03.2016	31.03.2017
	INR In Million	INR In Million	INR In Million
Share Capital	1320.000	1507.340	1187.340
Reserves & Surplus	747.116	937.103	1063.048
Money received against share warrants	0.000	0.000	0.000
Share Application money pending allotment	0.000	0.000	0.000
Net worth	2067.116	2444.443	2250.388
long-term borrowings	0.000	0.000	0.000
Short term borrowings	2007.244	1231.678	1775.049
Total borrowings	2007.244	1231.678	1775.049
Debt/Equity ratio	0.971	0.504	0.789

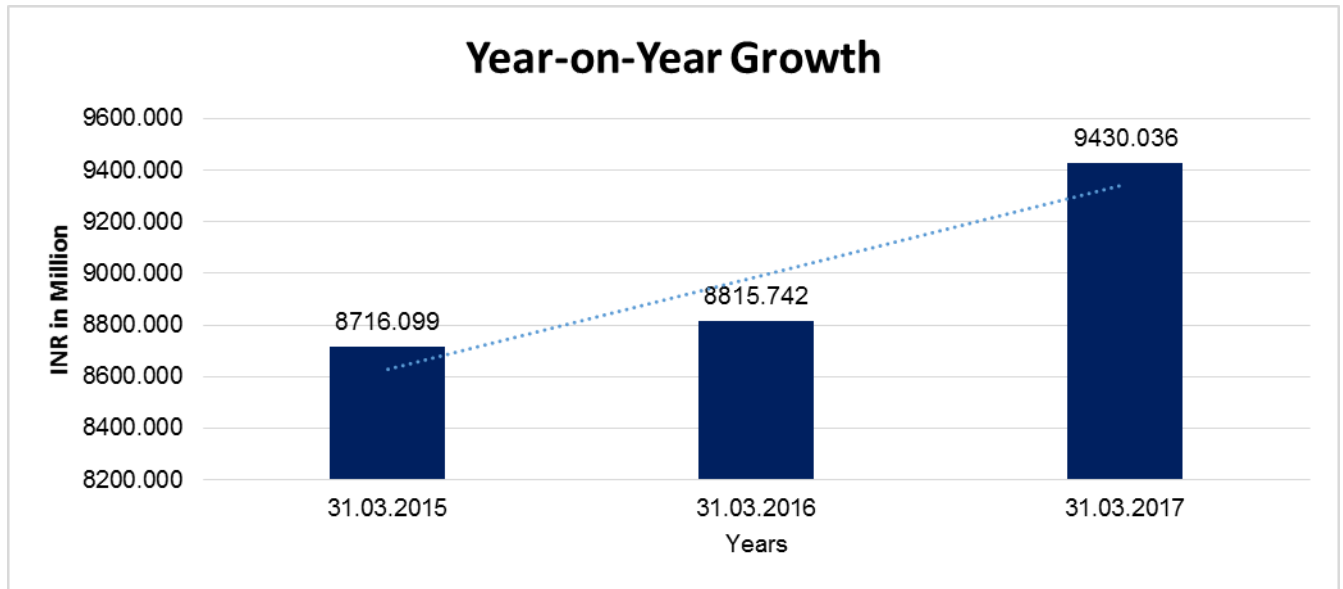


YEAR-ON-YEAR GROWTH

Year on Year Growth	31.03.2015	31.03.2016	31.03.2017
	INR In Million	INR In Million	INR In Million
Sales	8716.099	8815.742	9430.036

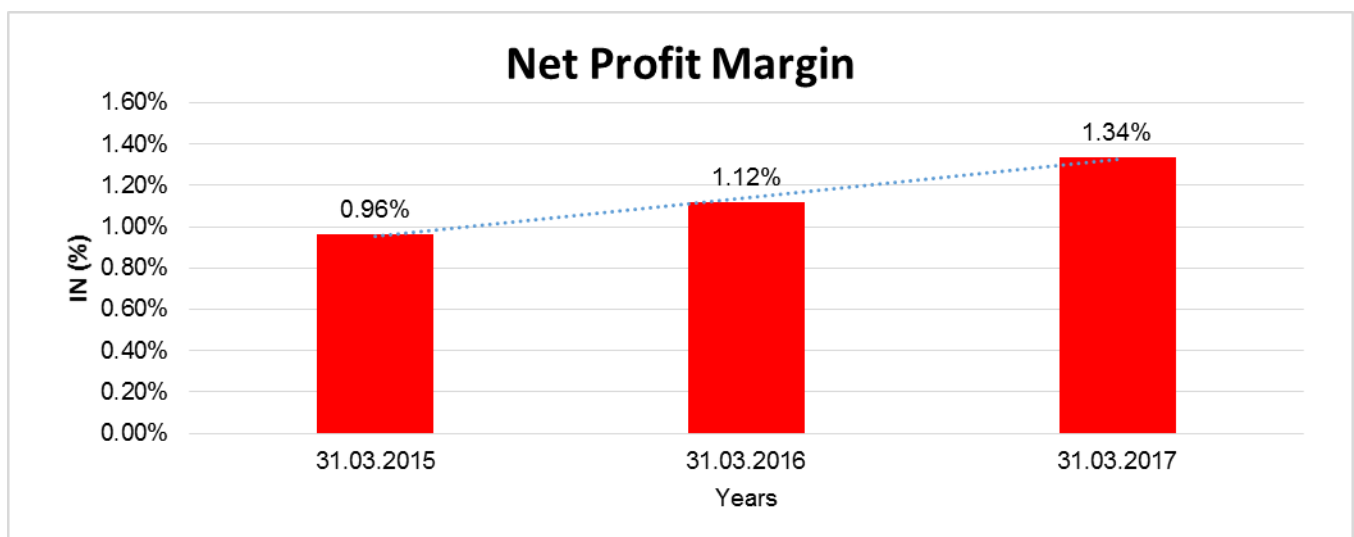
DISCLAIMER : This Report is **PRIVATE & CONFIDENTIAL** and it is prepared at the request of and for its use by the Subscriber only. The Subscriber shall use the contents of the Report merely as an aid to its business. Mira Inform Private Limited ("MIPL") has collated information/data in the Report, which have not been verified unless otherwise specifically mentioned in the Report. The Subscriber shall independently verify the accuracy and correctness of the information/data before in any way acting upon the same. MIPL shall not be liable for any harm, injury, loss or damage caused to the Subscriber due to default by the Subscriber's debtors/beneficiaries in fulfilling their obligations of any nature whatsoever. This Report or any of its portion shall not be used as a documentary evidence or otherwise before any investigative agencies or forum of law. This Report is confidential and proprietary to MIPL. The Subscriber and/or any other person(s) may not reproduce, publish or disclose any of the contents of the Report to others without the express authorization of MIPL. This Report is prepared and issued to the Subscriber without any risk, responsibility or liability on the part of MIPL or its officials.

	1.143	6.968
--	--------------	--------------



NET PROFIT MARGIN

Net Profit Margin	31.03.2015	31.03.2016	31.03.2017
	INR In Million	INR In Million	INR In Million
Sales	8716.099	8815.742	9430.036
Profit	84.049	98.488	125.945
	0.96%	1.12%	1.34%



DISCLAIMER : This Report is **PRIVATE & CONFIDENTIAL** and it is prepared at the request of and for its use by the Subscriber only. The Subscriber shall use the contents of the Report merely as an aid to its business. Mira Inform Private Limited ("MIPL") has collated information/data in the Report, which have not been verified unless otherwise specifically mentioned in the Report. The Subscriber shall independently verify the accuracy and correctness of the information/data before in any way acting upon the same. MIPL shall not be liable for any harm, injury, loss or damage caused to the Subscriber due to default by the Subscriber's debtors/beneficiaries in fulfilling their obligations of any nature whatsoever. This Report or any of its portion shall not be used as a documentary evidence or otherwise before any investigative agencies or forum of law. This Report is confidential and proprietary to MIPL. The Subscriber and/or any other person(s) may not reproduce, publish or disclose any of the contents of the Report to others without the express authorization of MIPL. This Report is prepared and issued to the Subscriber without any risk, responsibility or liability on the part of MIPL or its officials.

LOCAL AGENCY FURTHER INFORMATION

Sr. No.	Check List by Info Agents	Available in Report (Yes / No)
1]	Year of establishment	Yes
2]	Constitution of the entity Incorporation details	Yes
3]	Locality of the entity	Yes
4]	Premises details	No
5]	Buyer visit details	--
6]	Contact numbers	Yes
7]	Name of the person contacted	No
8]	Designation of contact person	No
9]	Promoter's background	Yes
10]	Date of Birth of Proprietor / Partners / Directors	Yes
11]	Pan Card No. of Proprietor / Partners	Yes
12]	Voter Id Card No. of Proprietor / Partners	No
13]	Type of business	Yes
14]	Line of Business	Yes
15]	Export/import details (if applicable)	No
16]	No. of employees	No
17]	Details of sister concerns	Yes
18]	Major suppliers	No
19]	Major customers	No
20]	Banking Details	No
21]	Banking facility details	Yes
22]	Conduct of the banking account	--
23]	Financials, if provided	Yes
24]	Capital in the business	Yes
25]	Last accounts filed at ROC, if applicable	Yes
26]	Turnover of firm for last three years	Yes
27]	Reasons for variation <> 20%	--
28]	Estimation for coming financial year	No
29]	Profitability for last three years	Yes
30]	Major shareholders, if available	Yes
31]	External Agency Rating, if available	Yes
32]	Litigations that the firm/promoter involved in	--

33]	Market information	--
34]	Payments terms	No
35]	Negative Reporting by Auditors in the Annual Report	No

PERFORMANCE AND AFFAIRS OF THE COMPANY

During the year, the Gross Revenue of the Company is INR 9461.236 million against INR 8837.643 million in the previous year. The Company has earned a Profit after tax of INR 125.945 million compared to INR 98.488 million in the previous year.

UNSECURED LOAN

PARTICULAR	31.03.2017 (INR in Million)	31.03.2016 (INR in Million)
Short-term borrowings		
Loans and advances from related parties	181.678	87.453
Other loans and advances	50.637	0.173
Total	232.315	87.626

INDEX OF CHARGES

SN o	SRN	Charge Id	Charge Holder Name	Date of Creation	Date of Modification	Date of Satisfaction	Amount	Address
1	C76505973	10467174	State Bank of India	03/12/2013	28/12/2015	-	3120000000.0	DIAMOND BRANCH, G BLOCK, BHARAT DIAMOND BOURSED-3, WEST CORE, BANDRA KURLA COMPLEX, BANDRA EAST MUMBAI-400051 MAHARASHTRA INDIA
2	C76505361	10483816	State Bank of India	26/08/2013	17/12/2015	-	3120000000.0	DIAMOND BRANCH, G BLOCK, BHARAT DIAMOND BOURSED-3, WEST CORE, BANDRA KURLA COMPLEX, BANDRA EAST MUMBAI-400051 MAHARASHTRA INDIA

DISCLAIMER : This Report is **PRIVATE & CONFIDENTIAL** and it is prepared at the request of and for its use by the Subscriber only. The Subscriber shall use the contents of the Report merely as an aid to its business. Mira Inform Private Limited ("MIPL") has collated information/data in the Report, which have not been verified unless otherwise specifically mentioned in the Report. The Subscriber shall independently verify the accuracy and correctness of the information/data before in any way acting upon the same. MIPL shall not be liable for any harm, injury, loss or damage caused to the Subscriber due to default by the Subscriber's debtors/beneficiaries in fulfilling their obligations of any nature whatsoever. This Report or any of its portion shall not be used as a documentary evidence or otherwise before any investigative agencies or forum of law. This Report is confidential and proprietary to MIPL. The Subscriber and/or any other person(s) may not reproduce, publish or disclose any of the contents of the Report to others without the express authorization of MIPL. This Report is prepared and issued to the Subscriber without any risk, responsibility or liability on the part of MIPL or its officials.

3	C369185 71	100236 29	State Bank of India	20/09/20 06	24/11/201 4	-	2520000000.0	DIAMOND BRANCH, G BLOCK, BHARAT DIAMOND BOURSED-3, WEST CORE, BANDRA KURLA COMPLEX, BANDRA EAST MUMBAI-400051 MAHARASHTRA INDIA
---	---------------	--------------	------------------------------	----------------	----------------	---	--------------	--

FIXED ASSETS

- Land
- Building
- Furniture and Fixture
- Computer
- Plant and Machinery
- Vehicle

DIAMOND INDUSTRY – INDIA

- From time immemorial, India is well known in the world as the birthplace for diamonds. It is difficult to trace the origin of diamonds but history says that in the remote past, diamonds were mined only in India. Diamond production in India can be traced back to almost 8th Century B.C. India, in fact, remained undisputed leader till 18th Century when Brazilian fields were discovered in 1725 followed by emergence of S. Africa, Russia and Australia.
- The achievement of the Indian diamond industry was possible only due to combination of the manufacturing skills of the Indian workforce and the untiring and unflagging efforts of the Indian diamantaires, supported by progressive Government policies.
- The area of study of family owned diamond businesses derives its importance from the huge conglomerate of family run organizations which operate in the diamond industry since many generations.
- Some of the basic traits of family run business enterprises include spirit of entrepreneurship, mutual trust lowers transaction costs, small, nimble and quick to react, information as a source of advantage and philanthropy.
- Family owned diamond businesses need to improve on many fronts including higher standard of corporate governance, long-term performance – focused strategies, modern management and technology.
- Utmost caution is to be exercised while dealing with some medium and large diamond traders which are usually engaged in fictitious import – export, inter-company transactions, financially assisted by banks. In the process, several public sector banks lost several hundred million rupees. They mostly diverted borrowed money for diamond business into real estate and capital markets.
- Excerpts from Times of India dated 30th October 2010 is as under –
- Gem & Jewellery Export Promotion Council in its statistical data has shown the export of polished diamonds to have increase by 28 % in February 2013. Compared to \$ 1.4 bn worth of polished diamond export in February, 2012, India exported \$ 1.84 billion worth of polished diamonds in February 2013. A senior executive of GJEPC said, “Export of cut and polished diamonds started falling month-wise after the imposition of 2 % of import duty on the polished diamonds. But February, 2013 has given a new ray of hope

to the industry as the export of polished diamonds has actually increased by 28 %. It means the industry is on the track of recovery and round tripping of diamonds has stopped completely.” Demand has started coming from the US, the UK, Japan and China. India’s polished diamond export is expected to cross \$ 21 bn in 2013-14.

- The banking sector has started exercising restraint while following prudent risk management norms when lending money to gems and jewellery sector. This follows the implementation of Basel III accord – a global voluntary regulatory standard on bank capital adequacy, stress testing and market liquidity.

CMT REPORT (Corruption, Money Laundering & Terrorism]

The Public Notice information has been collected from various sources including but not limited to: **The Courts, India Prisons Service, Interpol, etc.**

1] INFORMATION ON DESIGNATED PARTY

No records exist designating subject or any of its beneficial owners, controlling shareholders or senior officers as terrorist or terrorist organization or whom notice had been received that all financial transactions involving their assets have been blocked or convicted, found guilty or against whom a judgement or order had been entered in a proceedings for violating money-laundering, anti-corruption or bribery or international economic or anti-terrorism sanction laws or whose assets were seized, blocked, frozen or ordered forfeited for violation of money laundering or international anti-terrorism laws.

2] Court Declaration :

No records exist to suggest that subject is or was the subject of any formal or informal allegations, prosecutions or other official proceeding for making any prohibited payments or other improper payments to government officials for engaging in prohibited transactions or with designated parties.

3] Asset Declaration :

No records exist to suggest that the property or assets of the subject are derived from criminal conduct or a prohibited transaction.

4] Record on Financial Crime :

Charges or conviction registered against subject: **None**

5] Records on Violation of Anti-Corruption Laws :

Charges or investigation registered against subject: **None**

6] Records on Int'l Anti-Money Laundering Laws/Standards :

Charges or investigation registered against subject: **None**

7] Criminal Records

No available information exist that suggest that subject or any of its principals have been formally charged or convicted by a competent governmental authority for any financial crime or under any formal investigation by a competent government authority for any violation of anti-corruption laws or international anti-money laundering laws or standard.

8] Affiliation with Government :

No record exists to suggest that any director or indirect owners, controlling shareholders, director, officer or employee of the company is a government official or a family member or close business associate of a Government official.

9] Compensation Package :

Our market survey revealed that the amount of compensation sought by the subject is fair and reasonable and comparable to compensation paid to others for similar services.

10] Press Report :

No press reports / filings exists on the subject.

CORPORATE GOVERNANCE

MIRA INFORM as part of its Due Diligence do provide comments on Corporate Governance to identify management and governance. These factors often have been predictive and in some cases have created vulnerabilities to credit deterioration.

Our Governance Assessment focuses principally on the interactions between a company's management, its Board of Directors, Shareholders and other financial stakeholders.

CONTRAVENTION

Subject is not known to have contravened any existing local laws, regulations or policies that prohibit, restrict or otherwise affect the terms and conditions that could be included in the agreement with the subject.

FOREIGN EXCHANGE RATES

Currency	Unit	INR
US Dollar	1	INR 68.84
UK Pound	1	INR 89.66
Euro	1	INR 80.31

INFORMATION DETAILS

Information Gathered by :	KAM
Analysis Done by :	NIS
Report Prepared by :	RKI

SCORE FACTORS

DEMERIT POINTS		
--BANK CHARGES	YES/NO	YES
--LITIGATION	YES/NO	NO
--OTHER ADVERSE INFORMATION	YES/NO	NO
MERIT POINTS		
--SOLE DISTRIBUTORSHIP	YES/NO	NO
--EXPORT ACTIVITIES	YES/NO	NO
--AFFILIATION	YES/NO	YES
--LISTED	YES/NO	NO
--OTHER MERIT FACTORS	YES/NO	YES

RATING EXPLANATIONS

Credit Rating	Explanation	Rating Comments
A++	Minimum Risk	Business dealings permissible with minimum risk of default
A+	Low Risk	Business dealings permissible with low risk of default
A	Acceptable Risk	Business dealings permissible with moderate risk of default
B	Medium Risk	Business dealings permissible on a regular monitoring basis
C	Medium High Risk	Business dealings permissible preferably on secured basis
D	High Risk	Business dealing not recommended or on secured terms only
NB	New Business	No recommendation can be done due to business in infancy stage
NT	No Trace	No recommendation can be done as the business is not traceable

NB is stated where there is insufficient information to facilitate rating. However, it is not to be considered as unfavourable.

This score serves as a reference to assess SC's credit risk and to set the amount of credit to be extended. It is calculated from a composite of weighted scores obtained from each of the major sections of this report. The assessed factors are as follows:

- Financial condition covering various ratios
- Company background and operations size
- Promoters / Management background
- Payment record
- Litigation against the subject
- Industry scenario / competitor analysis
- Supplier / Customer / Banker review (wherever available)

DISCLAIMER : This Report is **PRIVATE & CONFIDENTIAL** and it is prepared at the request of and for its use by the Subscriber only. The Subscriber shall use the contents of the Report merely as an aid to its business. Mira Inform Private Limited ("MIPL") has collated information/data in the Report, which have not been verified unless otherwise specifically mentioned in the Report. The Subscriber shall independently verify the accuracy and correctness of the information/data before in any way acting upon the same. MIPL shall not be liable for any harm, injury, loss or damage caused to the Subscriber due to default by the Subscriber's debtors/beneficiaries in fulfilling their obligations of any nature whatsoever. This Report or any of its portion shall not be used as a documentary evidence or otherwise before any investigative agencies or forum of law. This Report is confidential and proprietary to MIPL. The Subscriber and/or any other person(s) may not reproduce, publish or disclose any of the contents of the Report to others without the express authorization of MIPL. This Report is prepared and issued to the Subscriber without any risk, responsibility or liability on the part of MIPL or its officials.