

MIRA INFORM REPORT

Report No. :	521454
Report Date :	24.07.2018

IDENTIFICATION DETAILS

Name :	JUPITER INTERNATIONAL LIMITED
Formerly Known As :	JUPITER INFOSYS LIMITED JUPITER INFOSYS PRIVATE LIMITED (w.e.f 17.08.1995) JUPITER AGENCIES PRIVATE LIMITED
Registered Office :	Unnayanam, 20-A, Ashutosh Choudhary Avenue, Near Ballygunge Phadi, Kolkata-700019, West Bengal
Tel. No.:	91-33-40159000
Country :	India
Financials (as on) :	31.03.2017
Date of Incorporation :	08.09.1978
CIN No.: [Company Identification No.]	U51109WB1978PLC031668
Capital Investment / Paid-up Capital :	INR 141.432 Million
IEC No.: [Import-Export Code No.]	0288031814
PAN No.: [Permanent Account No.]	AAACJ6956B
GSTN : [Goods & Service Tax Registration No.]	29AAACJ6956B1ZI
TIN/CST No.:	02030200837
Legal Form :	A Closely Held Public Limited Liability Company
Line of Business :	Subject is in the business of Computer Peripherals, Parts and Consumables, PV Solar cell System with Accessories, Water Cooled Screw Chiller Machine,

DISCLAIMER : This Report is **PRIVATE & CONFIDENTIAL** and it is prepared at the request of and for its use by the Subscriber only. The Subscriber shall use the contents of the Report merely as an aid to its business. Mira Inform Private Limited ("MIPL") has collated information/data in the Report, which have not been verified unless otherwise specifically mentioned in the Report. The Subscriber shall independently verify the accuracy and correctness of the information/data before in any way acting upon the same. MIPL shall not be liable for any harm, injury, loss or damage caused to the Subscriber due to default by the Subscriber's debtors/beneficiaries in fulfilling their obligations of any nature whatsoever. This Report or any of its portion shall not be used as a documentary evidence or otherwise before any investigative agencies or forum of law. This Report is confidential and proprietary to MIPL. The Subscriber and/or any other person(s) may not reproduce, publish or disclose any of the contents of the Report to others without the express authorization of MIPL. This Report is prepared and issued to the Subscriber without any risk, responsibility or liability on the part of MIPL or its officials.

	UPS System, etc.(Registered activity)
No. of Employees :	Information declined by the management

RATING & COMMENTS

(Mira Inform has adopted New Rating mechanism w.e.f. 23rd January 2017)

MIRA's Rating :	A
------------------------	---

Credit Rating	Explanation	Rating Comments
A	Acceptable Risk	Business dealings permissible with moderate risk of default

Status :	Satisfactory
Payment Behaviour :	Usually correct
Litigation :	Clear
Comments :	<p>Subject was incorporated in the year 1978.</p> <p>As per the financials of March 2017, the company has registered a growth of 70.33% in its revenue as compared to its previous year's revenue and has reported a good profit margin of 5.61%.</p> <p>Rating takes into consideration the company's established track record of business operations marked by sound net worth base along with average debt coverage indicators and decent liquidity position.</p> <p>Rating also takes into account the extensive experience of its promoters and government support for the solar power industry.</p> <p>Further, the company has reported earnings per share of INR 8.95 against its face value of INR 10.</p> <p>However, rating strength is partially offset by working capital intensive nature of operations and exposure towards foreign exchange fluctuation risk and intense competition.</p> <p>Payments seems to be usually correct.</p> <p>In view of aforesaid, the company can be considered for business dealings at usual trade terms and conditions.</p>

NOTES :

Any query related to this report can be made on e-mail : infodept@mirainform.com while quoting report number, name and date.

DISCLAIMER : This Report is **PRIVATE & CONFIDENTIAL** and it is prepared at the request of and for its use by the Subscriber only. The Subscriber shall use the contents of the Report merely as an aid to its business. Mira Inform Private Limited ("MIPL") has collated information/data in the Report, which have not been verified unless otherwise specifically mentioned in the Report. The Subscriber shall independently verify the accuracy and correctness of the information/data before in any way acting upon the same. MIPL shall not be liable for any harm, injury, loss or damage caused to the Subscriber due to default by the Subscriber's debtors/beneficiaries in fulfilling their obligations of any nature whatsoever. This Report or any of its portion shall not be used as a documentary evidence or otherwise before any investigative agencies or forum of law. This Report is confidential and proprietary to MIPL. The Subscriber and/or any other person(s) may not reproduce, publish or disclose any of the contents of the Report to others without the express authorization of MIPL. This Report is prepared and issued to the Subscriber without any risk, responsibility or liability on the part of MIPL or its officials.

ECGC Country Risk Classification List

Country Name	Previous Rating (31.12.2017)	Current Rating (01.04.2018)
India	A1	A1

Risk Category	ECGC Classification
Insignificant	A1
Low Risk	A2
Moderately Low Risk	B1
Moderate Risk	B2
Moderately High Risk	C1
High Risk	C2
Very High Risk	D

EXTERNAL AGENCY RATING

Rating Agency Name	CARE
Rating	Long term rating = BB-
Rating Explanation	Moderate risk of default
Date	28.03.2018

Rating Agency Name	CARE
Rating	Short term rating = A4
Rating Explanation	Minimal degree of safety and very high credit risk.
Date	28.03.2018

RBI DEFAULTERS' LIST STATUS

Subject's name is not enlisted as a defaulter in the publicly available RBI Defaulters' list.

EPF (Employee Provident Fund) DEFAULTERS' LIST STATUS

Subject's name is not enlisted as a defaulter in the publicly available EPF (Employee Provident Fund) Defaulters' list as of 31-03-2018.

BIFR (Board for Industrial & Financial Reconstruction) LISTING STATUS

Subject's name is not listed as a Sick Unit in the publicly available BIFR (Board for Industrial & Financial Reconstruction) list as of 24.07.2018

IBBI (Insolvency and Bankruptcy Board of India) LISTING STATUS

DISCLAIMER : This Report is **PRIVATE & CONFIDENTIAL** and it is prepared at the request of and for its use by the Subscriber only. The Subscriber shall use the contents of the Report merely as an aid to its business. Mira Inform Private Limited ("MIPL") has collated information/data in the Report, which have not been verified unless otherwise specifically mentioned in the Report. The Subscriber shall independently verify the accuracy and correctness of the information/data before in any way acting upon the same. MIPL shall not be liable for any harm, injury, loss or damage caused to the Subscriber due to default by the Subscriber's debtors/beneficiaries in fulfilling their obligations of any nature whatsoever. This Report or any of its portion shall not be used as a documentary evidence or otherwise before any investigative agencies or forum of law. This Report is confidential and proprietary to MIPL. The Subscriber and/or any other person(s) may not reproduce, publish or disclose any of the contents of the Report to others without the express authorization of MIPL. This Report is prepared and issued to the Subscriber without any risk, responsibility or liability on the part of MIPL or its officials.

Subject's name is not listed in the publicly available IBBI (Insolvency and Bankruptcy Board of India) list as of report date.

INFORMATION DENIED

Management non-cooperative (Tel No.:91-33-40159000 / 91-1795-247585)

LOCATIONS

Registered Office/ Head / Corporate Office :	Unnayanam, 20-A, Ashutosh Choudhary Avenue, Near Ballygunge Phadi, Kolkata-700019, West Bengal, India
Tel. No.:	91-33-40159000
Fax No.:	91-33-40159037
E-Mail :	prashant.damani@jil-jupiter.com info@jil-jupiter.com secretarial@jil-jupiter.com
Website :	http://www.frontechonline.com
Factory	Village Katha, Pargana, Dharampur, Tehsil: Nalagarh, District Solan, Baddi – 173205, Himachal Pradesh, India
Tel. No.:	91-1795-247585

DIRECTORS

As on 31.03.2018

Name :	Mr. Alok Garodia		
Designation :	Managing Director		
Address :	"Unnayanam", 20A, Ashutosh Chowdhury Avenue, Kolkata – 700019, West Bengal, India		
Date of Birth/Age :	25.05.1965		
PAN No.:	ADXPG7932P		
Qualification:	B Com, ACA		
Date of Appointment :	24.01.1996		
Election Commission Identity Card No.:	WB / 23 / 146 / 384634		
DIN No.:	00081848		
Other Directorship:			
CIN/FCRN	Company Name	Begin Date	End Date
U31909WB1982PTC035208	MITCO COMMERCIAL CO PVT LTD	11/06/1991	-
U32106WB2011PTC163042	JUPITER DSTOR INFORMATICS PRIVATE LIMITED	26/05/2011	-
U51909WB1992PTC057298	JVINE MERCHANTS PVT LTD	01/10/2005	-
U52392WB2006PLC111250	JUPITER SOLAR POWER LIMITED	01/04/2008	-

DISCLAIMER : This Report is **PRIVATE & CONFIDENTIAL** and it is prepared at the request of and for its use by the Subscriber only. The Subscriber shall use the contents of the Report merely as an aid to its business. Mira Inform Private Limited ("MIPL") has collated information/data in the Report, which have not been verified unless otherwise specifically mentioned in the Report. The Subscriber shall independently verify the accuracy and correctness of the information/data before in any way acting upon the same. MIPL shall not be liable for any harm, injury, loss or damage caused to the Subscriber due to default by the Subscriber's debtors/beneficiaries in fulfilling their obligations of any nature whatsoever. This Report or any of its portion shall not be used as a documentary evidence or otherwise before any investigative agencies or forum of law. This Report is confidential and proprietary to MIPL. The Subscriber and/or any other person(s) may not reproduce, publish or disclose any of the contents of the Report to others without the express authorization of MIPL. This Report is prepared and issued to the Subscriber without any risk, responsibility or liability on the part of MIPL or its officials.

JUPITER INTERNATIONAL LIMITED - 521454

PAGE NO. : 5

U72200WB2003PLC097321	JUPITER INNOVATIONS LIMITED	25/11/2003	-
U74140WB1994PTC062774	DAYANIDHI MANGEMENT PVT LTD	24/12/2001	-
Name : Mr. Raj Kumar Garodia			
Designation : Whole Time Director			
Address : "Unnayanam", 20A, Ashutosh Chowdhury Avenue, Kolkata – 700019, West Bengal, India			
Qualification : CA Higher Secondary			
Date of Birth/Age : 09.01.1940			
PAN No.: AGNPG9918L			
Date of Appointment : 30.09.2015			
Election Commission Identity Card No.: WB / 23 / 146 / 384632			
DIN No.: 00552210			
Other Directorship:			
CIN/FCRN	Company Name	Begin Date	End Date
U31909WB1982PTC035208	MITCO COMMERCIAL CO PVT LTD	01/07/1983	-
U32106WB2011PTC163042	JUPITER DSTOR INFORMATICS PRIVATE LIMITED	30/09/2013	-
U51909WB1992PTC057298	JVINE MERCHANTS PVT LTD	01/10/1999	-
U52392WB2006PLC111250	JUPITER SOLAR POWER LIMITED	30/09/2015	-
U74140WB1994PTC062774	DAYANIDHI MANGEMENT PVT LTD	04/12/2001	-
Name : Mr. Sandeep Kumar Sharma			
Designation : Director			
Address : Flat No - 104, 1 st Floor, 31/5, Benaras Road, Salkia, Howrah - 711106, West Bengal, India			
Qualification : B. Com			
Date of Birth/Age : 19.11.1977			
PAN No.: ADRPG5381Q			
Date of Appointment : 30.09.2015			
DIN No : 02880829			
Other Directorship:			
CIN/FCRN	Company Name	Begin Date	End Date
U51109WB2006PTC112098	GOVIND TIE UP PRIVATE LIMITED	04/03/2010	-
U52392WB2006PLC111250	JUPITER SOLAR POWER LIMITED	30/09/2015	-
U63090WB1990PLC048986	PRIME RETAIL INDIA LIMITED	26/09/2012	-
Name : Mr. Shrawan Kumar Agarwal			
Designation : Director			
Address : 10, Dhandevi Khanna Road, 1st Floor, Flat - 7, Kankurgachi, Kolkata-700054, West Bengal, India			
Date of Appointment : 30.09.2015			
Qualification : B. Com			
Date of Birth/Age : 12.03.1956			
PAN No.: ACNPJ7778F			

DISCLAIMER : This Report is **PRIVATE & CONFIDENTIAL** and it is prepared at the request of and for its use by the Subscriber only. The Subscriber shall use the contents of the Report merely as an aid to its business. Mira Inform Private Limited ("MIPL") has collated information/data in the Report, which have not been verified unless otherwise specifically mentioned in the Report. The Subscriber shall independently verify the accuracy and correctness of the information/data before in any way acting upon the same. MIPL shall not be liable for any harm, injury, loss or damage caused to the Subscriber due to default by the Subscriber's debtors/beneficiaries in fulfilling their obligations of any nature whatsoever. This Report or any of its portion shall not be used as a documentary evidence or otherwise before any investigative agencies or forum of law. This Report is confidential and proprietary to MIPL. The Subscriber and/or any other person(s) may not reproduce, publish or disclose any of the contents of the Report to others without the express authorization of MIPL. This Report is prepared and issued to the Subscriber without any risk, responsibility or liability on the part of MIPL or its officials.

JUPITER INTERNATIONAL LIMITED - 521454

PAGE NO. : 6

DIN No :	07192407		
Other Directorship:			
CIN/FCRN	Company Name	Begin Date	End Date
U52392WB2006PLC111250	JUPITER SOLAR POWER LIMITED	30/09/2015	-
Name : Mr. Devki Nandan Pandey			
Designation : Additional Director			
Address : H.No. 679, Sec 7, Panchkula 134109, Haryana, India			
Date of Appointment : 08.06.2018			
DIN No.: 08150775			

MAJOR SHAREHOLDERS / SHAREHOLDING PATTERN

As on 31.03.2017

Names of Shareholders	No. of Shares
Raj Kumar Garodia	573600
Sushila Garodia	448000
Alok Garodia	701998
Anju Garodia	385000
Sangita Bhartia	114000
Raj Kumar Garodia (Huf)	682860
Stuti Tie-Up Private Limited, India	2750000
Archana Bagaria	16600
Dayanidhi Management Private Limited, India	5780700
Alok Garodia (Huf)	442500
Lalit Prakash Bhartia	10050
Kanupriya Bhartia	2500
Shreya Bhartia	2500
Bina Bukrediwala	10000
Gauri Shanker Garodia	5000
Gauri Shanker Garodia (Huf)	5000
Dhruv Sharma	50
Hirdejit Singh Chahal	50
Vishnu Dutt Malik	2550
Akash Garodia	25200
Teenlok Impex Private Limited	2185000
Total	14143158

Equity Share Break up (Percentage of Total Equity)

As on 25.09.2017

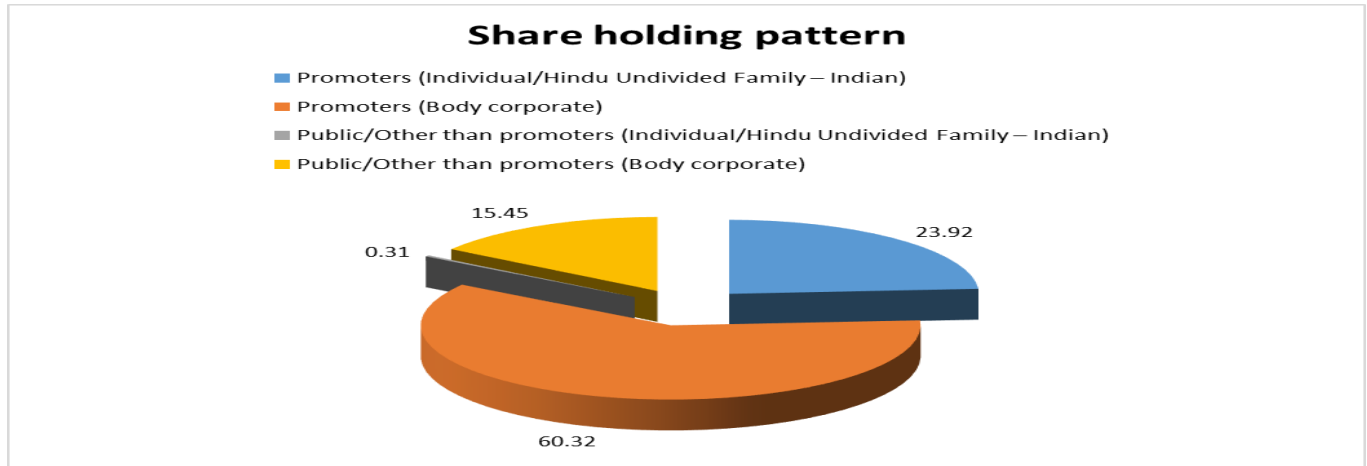
Category	Percentage
Promoters (Individual/Hindu Undivided Family – Indian)	23.92
Promoters (Body corporate)	60.32

DISCLAIMER : This Report is **PRIVATE & CONFIDENTIAL** and it is prepared at the request of and for its use by the Subscriber only. The Subscriber shall use the contents of the Report merely as an aid to its business. Mira Inform Private Limited ("MIPL") has collated information/data in the Report, which have not been verified unless otherwise specifically mentioned in the Report. The Subscriber shall independently verify the accuracy and correctness of the information/data before in any way acting upon the same. MIPL shall not be liable for any harm, injury, loss or damage caused to the Subscriber due to default by the Subscriber's debtors/beneficiaries in fulfilling their obligations of any nature whatsoever. This Report or any of its portion shall not be used as a documentary evidence or otherwise before any investigative agencies or forum of law. This Report is confidential and proprietary to MIPL. The Subscriber and/or any other person(s) may not reproduce, publish or disclose any of the contents of the Report to others without the express authorization of MIPL. This Report is prepared and issued to the Subscriber without any risk, responsibility or liability on the part of MIPL or its officials.

JUPITER INTERNATIONAL LIMITED - 521454

PAGE NO. : 7

Public/Other than promoters (Individual/Hindu Undivided Family – Indian)	0.31
Public/Other than promoters (Body corporate)	15.45
Total	100.00



BUSINESS DETAILS

Line of Business :	Subject is in the business of Computer Peripherals, Parts and Consumables, PV Solar cell System with Accessories, Water Cooled Screw Chiller Machine, UPS System, etc.(Registered activity)									
Products / Services :	<table border="1"> <thead> <tr> <th>Item Code No.</th> <th>Products/Services Description</th> </tr> </thead> <tbody> <tr> <td>84718473</td> <td>CD, Dvd and Computer Parts and Peripherals</td> </tr> <tr> <th>NIC Code No.</th> <th>Products/Services Description</th> </tr> <tr> <td>85414011</td> <td>Photo Voltaic Cells</td> </tr> </tbody> </table>	Item Code No.	Products/Services Description	84718473	CD, Dvd and Computer Parts and Peripherals	NIC Code No.	Products/Services Description	85414011	Photo Voltaic Cells	
Item Code No.	Products/Services Description									
84718473	CD, Dvd and Computer Parts and Peripherals									
NIC Code No.	Products/Services Description									
85414011	Photo Voltaic Cells									
Brand Names :	Not Available									
Agencies Held :	Not Available									
Exports :	Not Divulged									
Imports :	Not Divulged									
Terms :	Not Divulged									

PRODUCTION STATUS NOT AVAILABLE

GENERAL INFORMATION

Suppliers :	Reference :	Not Divulged
--------------------	--------------------	--------------

DISCLAIMER : This Report is **PRIVATE & CONFIDENTIAL** and it is prepared at the request of and for its use by the Subscriber only. The Subscriber shall use the contents of the Report merely as an aid to its business. Mira Inform Private Limited ("MIPL") has collated information/data in the Report, which have not been verified unless otherwise specifically mentioned in the Report. The Subscriber shall independently verify the accuracy and correctness of the information/data before in any way acting upon the same. MIPL shall not be liable for any harm, injury, loss or damage caused to the Subscriber due to default by the Subscriber's debtors/beneficiaries in fulfilling their obligations of any nature whatsoever. This Report or any of its portion shall not be used as a documentary evidence or otherwise before any investigative agencies or forum of law. This Report is confidential and proprietary to MIPL. The Subscriber and/or any other person(s) may not reproduce, publish or disclose any of the contents of the Report to others without the express authorization of MIPL. This Report is prepared and issued to the Subscriber without any risk, responsibility or liability on the part of MIPL or its officials.

	<table border="1"> <tr><td>Name of the Person :</td><td>--</td></tr> <tr><td>Contact No.:</td><td>--</td></tr> <tr><td>Since How Long Known :</td><td>--</td></tr> <tr><td>Maximum Limit Dealt :</td><td>--</td></tr> <tr><td>Experience :</td><td>--</td></tr> <tr><td>Remark:</td><td>--</td></tr> </table>	Name of the Person :	--	Contact No.:	--	Since How Long Known :	--	Maximum Limit Dealt :	--	Experience :	--	Remark:	--													
Name of the Person :	--																									
Contact No.:	--																									
Since How Long Known :	--																									
Maximum Limit Dealt :	--																									
Experience :	--																									
Remark:	--																									
Customers :	<table border="1"> <tr><td>Reference :</td><td>Not Divulged</td></tr> <tr><td>Name of the Person :</td><td>--</td></tr> <tr><td>Contact No.:</td><td>--</td></tr> <tr><td>Since How Long Known :</td><td>--</td></tr> <tr><td>Maximum Limit Dealt :</td><td>--</td></tr> <tr><td>Experience :</td><td>--</td></tr> <tr><td>Remark:</td><td>--</td></tr> </table>	Reference :	Not Divulged	Name of the Person :	--	Contact No.:	--	Since How Long Known :	--	Maximum Limit Dealt :	--	Experience :	--	Remark:	--											
Reference :	Not Divulged																									
Name of the Person :	--																									
Contact No.:	--																									
Since How Long Known :	--																									
Maximum Limit Dealt :	--																									
Experience :	--																									
Remark:	--																									
No. of Employees :	Information declined by the management																									
Bankers :	<table border="1"> <tr><td>Bank Name</td><td>State Bank of India</td></tr> <tr><td>Branch</td><td>Overseas Branch, KolkataSamriddhi Bhavan, Block-A, 1, Strand Road, Kolkata-700001, West Bengal, India</td></tr> <tr><td>Person Name (With Designation)</td><td>--</td></tr> <tr><td>Contact Number</td><td>--</td></tr> <tr><td>Name of Account Holder</td><td>--</td></tr> <tr><td>Account Number</td><td>--</td></tr> <tr><td>Account Since (Date/Year of Account Opening)</td><td>--</td></tr> <tr><td>Average Balance Maintained (If Possible)</td><td>--</td></tr> <tr><td>Credit Facilities Enjoyed (If any)</td><td>--</td></tr> <tr><td>Account Operation</td><td>--</td></tr> <tr><td>Remarks (If any)</td><td>--</td></tr> </table>	Bank Name	State Bank of India	Branch	Overseas Branch, KolkataSamriddhi Bhavan, Block-A, 1, Strand Road, Kolkata-700001, West Bengal, India	Person Name (With Designation)	--	Contact Number	--	Name of Account Holder	--	Account Number	--	Account Since (Date/Year of Account Opening)	--	Average Balance Maintained (If Possible)	--	Credit Facilities Enjoyed (If any)	--	Account Operation	--	Remarks (If any)	--			
Bank Name	State Bank of India																									
Branch	Overseas Branch, KolkataSamriddhi Bhavan, Block-A, 1, Strand Road, Kolkata-700001, West Bengal, India																									
Person Name (With Designation)	--																									
Contact Number	--																									
Name of Account Holder	--																									
Account Number	--																									
Account Since (Date/Year of Account Opening)	--																									
Average Balance Maintained (If Possible)	--																									
Credit Facilities Enjoyed (If any)	--																									
Account Operation	--																									
Remarks (If any)	--																									
Facilities :	<table border="1"> <thead> <tr> <th>Secured Loan</th> <th>31.03.2017 (INR in Million)</th> <th>31.03.2016 (INR in Million)</th> </tr> </thead> <tbody> <tr> <td>Long-term Borrowings</td> <td></td> <td></td> </tr> <tr> <td>Rupee term loans from banks</td> <td>377.255</td> <td>453.198</td> </tr> <tr> <td>Other loans and advances</td> <td>0.000</td> <td>0.671</td> </tr> <tr> <td>Short-term borrowings</td> <td></td> <td></td> </tr> <tr> <td>Loans repayable on demand from banks</td> <td>539.782</td> <td>553.881</td> </tr> <tr> <td>Other loans and advances</td> <td>20.000</td> <td>0.000</td> </tr> <tr> <td>Total</td> <td>937.037</td> <td>1007.750</td> </tr> </tbody> </table>	Secured Loan	31.03.2017 (INR in Million)	31.03.2016 (INR in Million)	Long-term Borrowings			Rupee term loans from banks	377.255	453.198	Other loans and advances	0.000	0.671	Short-term borrowings			Loans repayable on demand from banks	539.782	553.881	Other loans and advances	20.000	0.000	Total	937.037	1007.750	
Secured Loan	31.03.2017 (INR in Million)	31.03.2016 (INR in Million)																								
Long-term Borrowings																										
Rupee term loans from banks	377.255	453.198																								
Other loans and advances	0.000	0.671																								
Short-term borrowings																										
Loans repayable on demand from banks	539.782	553.881																								
Other loans and advances	20.000	0.000																								
Total	937.037	1007.750																								

Auditors :	
Name :	Ashok Kumar Duggar and Associates Chartered Accountants
Address :	Marshall House, 33/1, N. S. Road, Kolkata – 700001, West Bengal, India
Income-tax PAN of auditor or auditor's firm :	AAIFA2371A
Name :	Chhaparia and Associates Chartered Accountants
Address :	Shantiniketan Building, 8, Camac Street, Kolkata - 700017, West Bengal, India
Income-tax PAN of auditor or auditor's firm :	AAIFA2371A
Memberships :	Not Available
Collaborators :	Not Available
Associates :	Dayanidhi Mangement Private Limited CIN No.: U74140WB1994PTC062774
Subsidiary company :	JUPITER SOLAR POWER LIMITED CIN No.: U52392WB2006PLC111250

CAPITAL STRUCTURE

As on 31.03.2017

Authorised Capital :

No. of Shares	Type	Value	Amount
15500000	Equity Shares	INR 10/- each	INR 155.000 Million

Issued, Subscribed & Paid-up Capital :

No. of Shares	Type	Value	Amount
14143158	Equity Shares	INR 10/- each	INR 141.332 Million

DISCLAIMER : This Report is **PRIVATE & CONFIDENTIAL** and it is prepared at the request of and for its use by the Subscriber only. The Subscriber shall use the contents of the Report merely as an aid to its business. Mira Inform Private Limited ("MIPL") has collated information/data in the Report, which have not been verified unless otherwise specifically mentioned in the Report. The Subscriber shall independently verify the accuracy and correctness of the information/data before in any way acting upon the same. MIPL shall not be liable for any harm, injury, loss or damage caused to the Subscriber due to default by the Subscriber's debtors/beneficiaries in fulfilling their obligations of any nature whatsoever. This Report or any of its portion shall not be used as a documentary evidence or otherwise before any investigative agencies or forum of law. This Report is confidential and proprietary to MIPL. The Subscriber and/or any other person(s) may not reproduce, publish or disclose any of the contents of the Report to others without the express authorization of MIPL. This Report is prepared and issued to the Subscriber without any risk, responsibility or liability on the part of MIPL or its officials.

FINANCIAL DATA
[all figures are INR Million]

ABRIDGED BALANCE SHEET (STANDALONE)

SOURCES OF FUNDS	31.03.2017	31.03.2016	31.03.2015
I. EQUITY AND LIABILITIES			
(1) Shareholders' Funds			
(a) Share Capital	141.432	141.432	141.432
(b) Reserves and Surplus	625.515	502.110	413.846
(c) Money received against share warrants	0.000	0.000	0.000
(2) Share Application money pending allotment	0.000	0.000	0.000
Total Shareholders' Funds (1) + (2)	766.947	643.542	555.278
(3) Non-Current Liabilities			
(a) long-term borrowings	865.554	631.469	477.625
(b) Deferred tax liabilities (Net)	0.000	0.000	0.000
(c) Other long-term liabilities	760.725	0.000	0.000
(d) long-term provisions	10.288	9.028	6.553
Total Non-current Liabilities (3)	1636.567	640.497	484.178
(4) Current Liabilities			
(a) Short-term borrowings	604.982	735.831	805.137
(b) Trade payables	281.262	141.398	169.991
(c) Other current liabilities	259.029	149.178	99.250
(d) Short-term provisions	0.634	0.842	0.480
Total Current Liabilities (4)	1145.907	1027.249	1074.858
TOTAL	3549.421	2311.288	2114.314
II. ASSETS			
(1) Non-current assets			
(a) Fixed Assets			
(i) Tangible assets	1607.476	462.662	505.746
(ii) Intangible Assets	0.225	0.308	0.467
(iii) Tangible assets capital work-in-progress	0.000	0.000	0.000
(iv) Intangible assets under development	0.000	0.000	0.000
(b) Non-current Investments	594.334	594.334	594.334
(c) Deferred tax assets (net)	83.120	127.506	36.904
(d) Long-term loans and advances	21.842	24.024	23.353
(e) Other Non-current assets	1.513	1.751	55.384
Total Non-Current Assets	2308.510	1210.585	1216.188

DISCLAIMER : This Report is **PRIVATE & CONFIDENTIAL** and it is prepared at the request of and for its use by the Subscriber only. The Subscriber shall use the contents of the Report merely as an aid to its business. Mira Inform Private Limited ("MIPL") has collated information/data in the Report, which have not been verified unless otherwise specifically mentioned in the Report. The Subscriber shall independently verify the accuracy and correctness of the information/data before in any way acting upon the same. MIPL shall not be liable for any harm, injury, loss or damage caused to the Subscriber due to default by the Subscriber's debtors/beneficiaries in fulfilling their obligations of any nature whatsoever. This Report or any of its portion shall not be used as a documentary evidence or otherwise before any investigative agencies or forum of law. This Report is confidential and proprietary to MIPL. The Subscriber and/or any other person(s) may not reproduce, publish or disclose any of the contents of the Report to others without the express authorization of MIPL. This Report is prepared and issued to the Subscriber without any risk, responsibility or liability on the part of MIPL or its officials.

(2) Current assets			
(a) Current investments	0.000	0.000	0.000
(b) Inventories	567.778	690.861	538.228
(c) Trade receivables	532.851	254.368	241.027
(d) Cash and bank balances	66.505	59.062	24.164
(e) Short-term loans and advances	71.553	89.091	94.314
(f) Other current assets	2.224	7.321	0.393
Total Current Assets	1240.911	1100.703	898.126
TOTAL	3549.421	2311.288	2114.314

PROFIT & LOSS ACCOUNT (STANDALONE)

	PARTICULARS	31.03.2017	31.03.2016	31.03.2015
	SALES			
	Revenue from operations	2257.431	1325.306	1297.910
	Other Income	5.163	5.039	5.696
	TOTAL	2262.594	1330.345	1303.606
Less	EXPENSES			
	Cost of Materials Consumed	737.386	80.267	139.244
	Purchases of Stock-in-Trade	766.510	1015.670	893.989
	Changes in inventories of finished goods, work-in-progress and Stock-in-Trade	118.045	(166.725)	(101.816)
	Employee benefit expense	86.646	65.715	69.581
	Other expenses	171.659	143.362	186.624
	TOTAL	1880.246	1138.289	1187.622
	PROFIT/ (LOSS) BEFORE INTEREST, TAX, DEPRECIATION AND AMORTISATION	382.348	192.056	115.984
Less	FINANCIAL EXPENSES	169.355	150.627	152.651
	PROFIT / (LOSS) BEFORE TAX, DEPRECIATION AND AMORTISATION	212.993	41.429	(36.667)
Less/ Add	DEPRECIATION/ AMORTISATION	41.498	40.520	36.352
	PROFIT/ (LOSS) BEFORE TAX	171.495	0.909	(73.019)
Less	TAX	44.957	(90.489)	(33.395)
	PROFIT/ (LOSS) AFTER TAX	126.538	91.398	(39.624)
	EARNINGS IN FOREIGN CURRENCY			

DISCLAIMER : This Report is **PRIVATE & CONFIDENTIAL** and it is prepared at the request of and for its use by the Subscriber only. The Subscriber shall use the contents of the Report merely as an aid to its business. Mira Inform Private Limited ("MIPL") has collated information/data in the Report, which have not been verified unless otherwise specifically mentioned in the Report. The Subscriber shall independently verify the accuracy and correctness of the information/data before in any way acting upon the same. MIPL shall not be liable for any harm, injury, loss or damage caused to the Subscriber due to default by the Subscriber's debtors/beneficiaries in fulfilling their obligations of any nature whatsoever. This Report or any of its portion shall not be used as a documentary evidence or otherwise before any investigative agencies or forum of law. This Report is confidential and proprietary to MIPL. The Subscriber and/or any other person(s) may not reproduce, publish or disclose any of the contents of the Report to others without the express authorization of MIPL. This Report is prepared and issued to the Subscriber without any risk, responsibility or liability on the part of MIPL or its officials.

JUPITER INTERNATIONAL LIMITED - 521454

PAGE NO. : 12

F.O.B. Value of Exports	1131.633	1.805	11.055
TOTAL EARNINGS	1131.633	1.805	11.055
IMPORTS			
Raw Materials	655.605	39.914	54.570
Components and spare parts	3.894	0.439	0.155
Capital Goods	788.538	0.000	0.000
TOTAL IMPORTS	1448.037	40.353	54.724
Earnings / (Loss) Per Share (INR)	8.95	6.46	(2.80)

CURRENT MATURITIES OF LONG TERM DEBT DETAILS

Particulars	31.03.2017	31.03.2016	31.03.2015
Current Maturities of Long term debt	87.488	0.000	NA
Cash generated from operations	NA	NA	NA
Net cash flows from (used in) operations	1238.724	55.061	(10.769)
Net cash flows from (used in) operating activities	1223.455	50.277	(20.812)

KEY RATIOS

EFFICIENCY RATIOS

PARTICULARS	31.03.2017	31.03.2016	31.03.2015
Average Collection Days (Sundry Debtors / Income * 365 Days)	86.16	70.06	67.78
Account Receivables Turnover (Income / Sundry Debtors)	4.24	5.21	5.38
Average Payment Days (Sundry Creditors / Purchases * 365 Days)	68.26	47.09	60.05
Inventory Turnover (Operating Income / Inventories)	0.67	0.28	0.22
Asset Turnover (Operating Income / Net Fixed Assets)	0.24	0.41	0.23

LEVERAGE RATIOS

PARTICULARS	31.03.2017	31.03.2016	31.03.2015
-------------	------------	------------	------------

DISCLAIMER : This Report is **PRIVATE & CONFIDENTIAL** and it is prepared at the request of and for its use by the Subscriber only. The Subscriber shall use the contents of the Report merely as an aid to its business. Mira Inform Private Limited ("MIPL") has collated information/data in the Report, which have not been verified unless otherwise specifically mentioned in the Report. The Subscriber shall independently verify the accuracy and correctness of the information/data before in any way acting upon the same. MIPL shall not be liable for any harm, injury, loss or damage caused to the Subscriber due to default by the Subscriber's debtors/beneficiaries in fulfilling their obligations of any nature whatsoever. This Report or any of its portion shall not be used as a documentary evidence or otherwise before any investigative agencies or forum of law. This Report is confidential and proprietary to MIPL. The Subscriber and/or any other person(s) may not reproduce, publish or disclose any of the contents of the Report to others without the express authorization of MIPL. This Report is prepared and issued to the Subscriber without any risk, responsibility or liability on the part of MIPL or its officials.

Debt Ratio (Borrowing + Current Liabilities) / Total Assets)	0.59	0.72	0.73
Debt Equity Ratio (Total Liability / Networth)	2.03	2.12	2.31
Current Liabilities to Networth (Current Liabilities / Net Worth)	1.49	1.60	1.94
Fixed Assets to Networth (Net Fixed Assets / Networth)	2.10	0.72	0.91
Interest Coverage Ratio (PBIT / Financial Charges)	2.26	1.28	0.76

PROFITABILITY RATIOS

PARTICULARS		31.03.2017	31.03.2016	31.03.2015
Net Profit Margin ((PAT / Sales) * 100)	%	5.61	6.90	(3.05)
Return on Total Assets ((PAT / Total Assets) * 100)	%	3.57	3.95	(1.87)
Return on Investment (ROI) ((PAT / Networth) * 100)	%	16.50	14.20	(7.14)

SOLVENCY RATIOS

PARTICULARS		31.03.2017	31.03.2016	31.03.2015
Current Ratio (Current Assets / Current Liabilities)		1.08	1.07	0.84
Quick Ratio ((Current Assets – Inventories) / Current Liabilities)		0.59	0.40	0.33
G-Score Ratio Financial (Networth / Total Assets)		0.22	0.28	0.26
G-Score Ratio Debt (Debts / Equity Capital)		11.02	9.67	9.07
G-Score Ratio Liquidity (Total Current Assets / Total Current Liabilities)		1.08	1.07	0.84

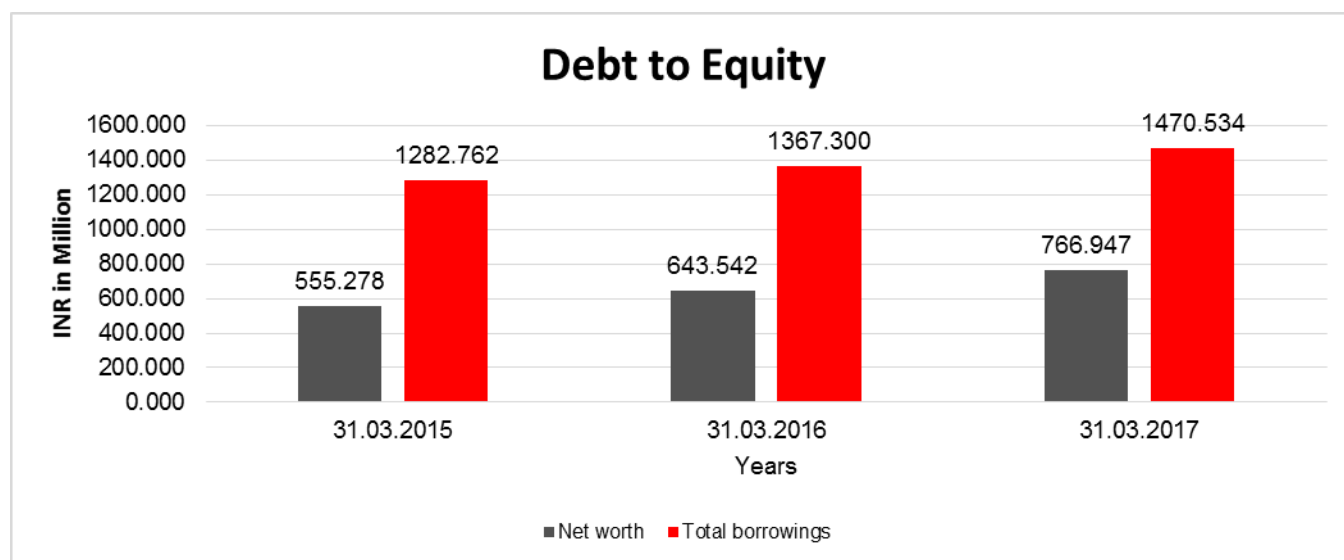
DISCLAIMER : This Report is **PRIVATE & CONFIDENTIAL** and it is prepared at the request of and for its use by the Subscriber only. The Subscriber shall use the contents of the Report merely as an aid to its business. Mira Inform Private Limited ("MIPL") has collated information/data in the Report, which have not been verified unless otherwise specifically mentioned in the Report. The Subscriber shall independently verify the accuracy and correctness of the information/data before in any way acting upon the same. MIPL shall not be liable for any harm, injury, loss or damage caused to the Subscriber due to default by the Subscriber's debtors/beneficiaries in fulfilling their obligations of any nature whatsoever. This Report or any of its portion shall not be used as a documentary evidence or otherwise before any investigative agencies or forum of law. This Report is confidential and proprietary to MIPL. The Subscriber and/or any other person(s) may not reproduce, publish or disclose any of the contents of the Report to others without the express authorization of MIPL. This Report is prepared and issued to the Subscriber without any risk, responsibility or liability on the part of MIPL or its officials.

Total Liability = Short-term Debt + Long-term Debt + Current Maturities of Long-term debts

FINANCIAL ANALYSIS
[all figures are in INR Million]

DEBT EQUITY RATIO

Particular	31.03.2015	31.03.2016	31.03.2017
	(INR In Million)	(INR In Million)	(INR In Million)
Share Capital	141.432	141.432	141.432
Reserves & Surplus	413.846	502.110	625.515
Net worth	555.278	643.542	766.947
long-term borrowings	477.625	631.469	865.552
Short term borrowings	805.137	735.831	604.982
Total borrowings	1282.762	1367.300	1470.534
Debt/Equity ratio	2.310	2.125	1.917

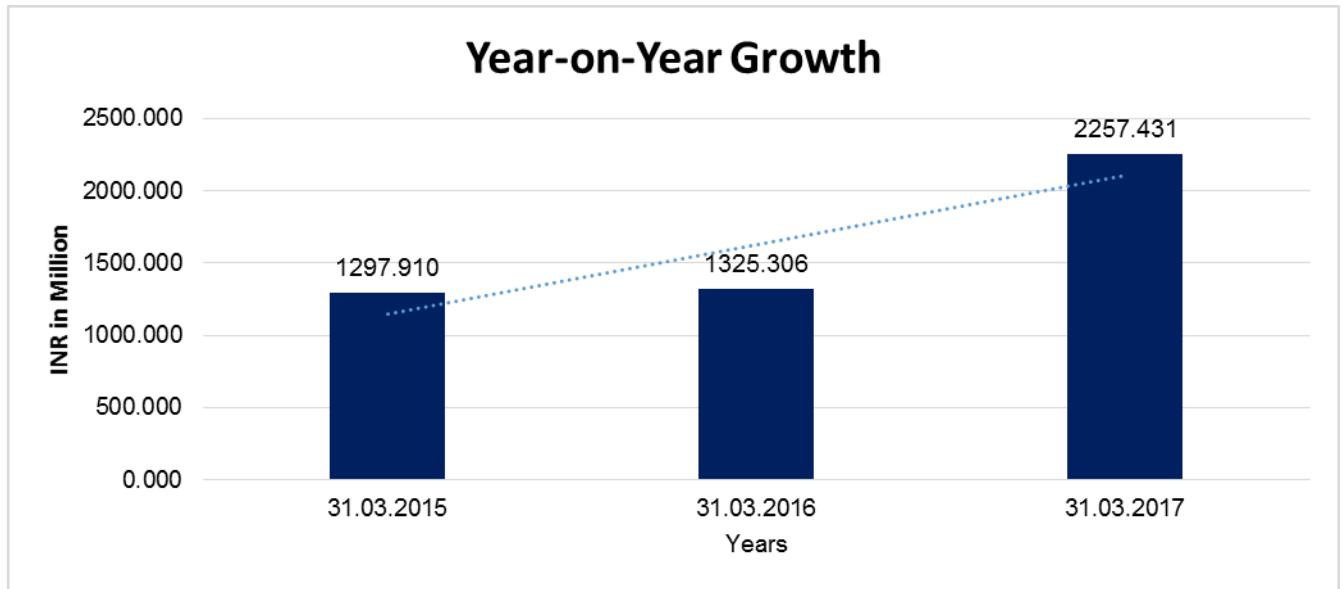


YEAR-ON-YEAR GROWTH

Year on Year Growth	31.03.2015	31.03.2016	31.03.2017
	(INR In Million)	(INR In Million)	(INR In Million)
Sales	1297.910	1325.306	2257.431

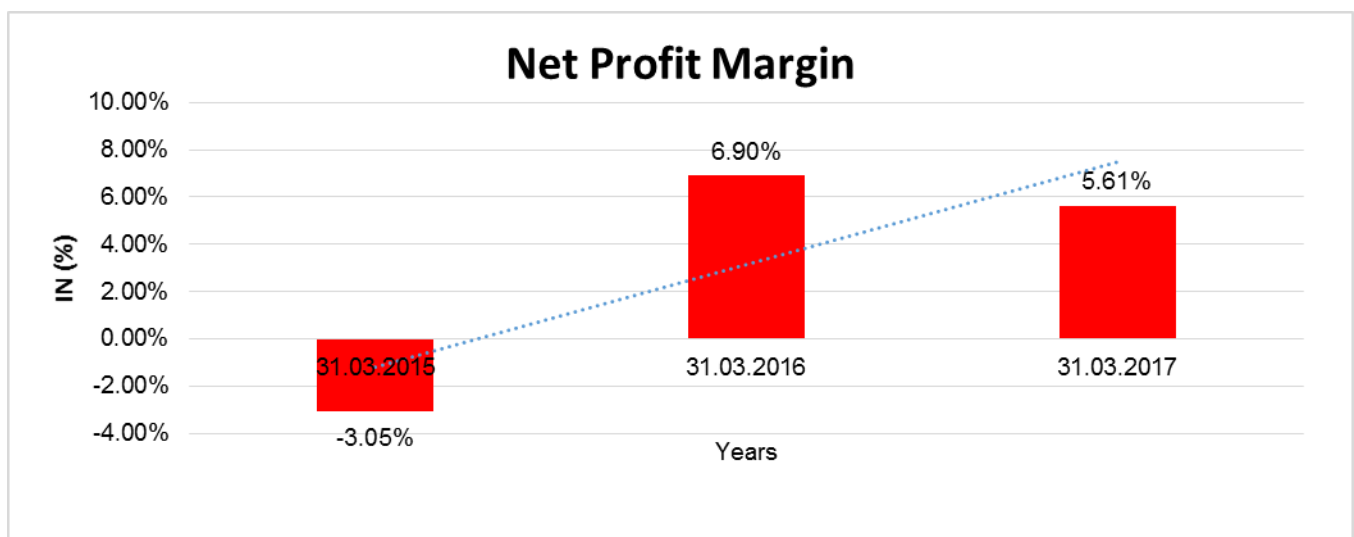
DISCLAIMER : This Report is **PRIVATE & CONFIDENTIAL** and it is prepared at the request of and for its use by the Subscriber only. The Subscriber shall use the contents of the Report merely as an aid to its business. Mira Inform Private Limited ("MIPL") has collated information/data in the Report, which have not been verified unless otherwise specifically mentioned in the Report. The Subscriber shall independently verify the accuracy and correctness of the information/data before in any way acting upon the same. MIPL shall not be liable for any harm, injury, loss or damage caused to the Subscriber due to default by the Subscriber's debtors/beneficiaries in fulfilling their obligations of any nature whatsoever. This Report or any of its portion shall not be used as a documentary evidence or otherwise before any investigative agencies or forum of law. This Report is confidential and proprietary to MIPL. The Subscriber and/or any other person(s) may not reproduce, publish or disclose any of the contents of the Report to others without the express authorization of MIPL. This Report is prepared and issued to the Subscriber without any risk, responsibility or liability on the part of MIPL or its officials.

	2.111	70.333
--	--------------	---------------



NET PROFIT MARGIN

Net Profit Margin	31.03.2015	31.03.2016	31.03.2017
	(INR In Million)	(INR In Million)	(INR In Million)
Sales	1297.910	1325.306	2257.431
Profit/ (Loss)	(39.624)	91.398	126.538
	(3.05 %)	6.90 %	5.61 %



DISCLAIMER : This Report is **PRIVATE & CONFIDENTIAL** and it is prepared at the request of and for its use by the Subscriber only. The Subscriber shall use the contents of the Report merely as an aid to its business. Mira Inform Private Limited ("MIPL") has collated information/data in the Report, which have not been verified unless otherwise specifically mentioned in the Report. The Subscriber shall independently verify the accuracy and correctness of the information/data before in any way acting upon the same. MIPL shall not be liable for any harm, injury, loss or damage caused to the Subscriber due to default by the Subscriber's debtors/beneficiaries in fulfilling their obligations of any nature whatsoever. This Report or any of its portion shall not be used as a documentary evidence or otherwise before any investigative agencies or forum of law. This Report is confidential and proprietary to MIPL. The Subscriber and/or any other person(s) may not reproduce, publish or disclose any of the contents of the Report to others without the express authorization of MIPL. This Report is prepared and issued to the Subscriber without any risk, responsibility or liability on the part of MIPL or its officials.

ABRIDGED BALANCE SHEET (CONSOLIDATED)

SOURCES OF FUNDS	31.03.2017	31.03.2016
I. EQUITY AND LIABILITIES		
(1) Shareholders' Funds		
(a) Share Capital	141.432	141.432
(b) Reserves and Surplus	1441.647	1107.740
(c) Money received against share warrants	0.000	0.000
(d) Minority interest	329.149	168.218
(2) Share Application money pending allotment	0.000	0.000
Total Shareholders' Funds (1) + (2)	1583.079	1249.172
(3) Non-Current Liabilities		
(a) long-term borrowings	1519.888	1321.544
(b) Deferred tax liabilities (Net)	0.000	0.000
(c) Other long-term liabilities	1004.405	184.445
(d) long-term provisions	20.359	22.471
Total Non-current Liabilities (3)	2544.652	1528.460
(4) Current Liabilities		
(a) Short-term borrowings	1061.374	1419.411
(b) Trade payables	537.484	416.367
(c) Other current liabilities	707.266	580.424
(d) Short-term provisions	17.897	2.802
Total Current Liabilities (4)	2324.021	2419.004
TOTAL	6780.901	5364.854
II. ASSETS		
(1) Non-current assets		
(a) Fixed Assets		
(i) Tangible assets	3206.583	2134.734
(ii) Intangible Assets	0.225	0.308
(iii) Tangible assets capital work-in-progress	0.000	0.000
(iv) Intangible assets under development	765.227	765.227
(b) Non-current Investments	0.567	0.567
(c) Deferred tax assets (net)	211.414	263.406
(d) Long-term loans and advances	132.650	119.032
(e) Other Non-current assets	2.026	2.134
Total Non-Current Assets	4318.692	3285.408
(2) Current assets		
(a) Current investments	0.000	0.000

DISCLAIMER : This Report is **PRIVATE & CONFIDENTIAL** and it is prepared at the request of and for its use by the Subscriber only. The Subscriber shall use the contents of the Report merely as an aid to its business. Mira Inform Private Limited ("MIPL") has collated information/data in the Report, which have not been verified unless otherwise specifically mentioned in the Report. The Subscriber shall independently verify the accuracy and correctness of the information/data before in any way acting upon the same. MIPL shall not be liable for any harm, injury, loss or damage caused to the Subscriber due to default by the Subscriber's debtors/beneficiaries in fulfilling their obligations of any nature whatsoever. This Report or any of its portion shall not be used as a documentary evidence or otherwise before any investigative agencies or forum of law. This Report is confidential and proprietary to MIPL. The Subscriber and/or any other person(s) may not reproduce, publish or disclose any of the contents of the Report to others without the express authorization of MIPL. This Report is prepared and issued to the Subscriber without any risk, responsibility or liability on the part of MIPL or its officials.

JUPITER INTERNATIONAL LIMITED - 521454

PAGE NO. : 17

(b) Inventories		846.237	878.297
(c) Trade receivables		1350.832	941.323
(d) Cash and bank balances		87.233	82.162
(e) Short-term loans and advances		175.046	169.997
(f) Other current assets		2.861	7.667
Total Current Assets		2462.209	2079.446
TOTAL		6780.901	5364.854

PROFIT & LOSS ACCOUNT (CONSOLIDATED)

	PARTICULARS	31.03.2017	31.03.2016
	SALES		
	Revenue from operations	4978.932	3460.153
	Other Income	41.676	47.915
	TOTAL	5020.608	3508.068
Less	EXPENSES		
	Cost of Materials Consumed	2455.026	1400.270
	Purchases of Stock-in-Trade	766.510	1015.670
	Changes in inventories of finished goods, work-in-progress and Stock-in-Trade	112.796	(118.150)
	Employee benefit expense	177.794	153.427
	Other expenses	478.085	410.742
	TOTAL	3990.211	2861.959
	PROFIT/ (LOSS) BEFORE INTEREST, TAX, DEPRECIATION AND AMORTISATION	1030.397	646.109
Less	FINANCIAL EXPENSES	356.732	370.775
	PROFIT / (LOSS) BEFORE TAX, DEPRECIATION AND AMORTISATION	673.665	275.334
Less/ Add	DEPRECIATION/ AMORTISATION	102.265	101.580
	PROFIT/ (LOSS) BEFORE TAX	571.400	173.754
Less	TAX	52.564	(71.835)
	PROFIT/ (LOSS) AFTER TAX	518.836	245.589
	Minority Interest	(160.931)	(63.253)
	PROFIT (LOSS) FOR PERIOD	357.905	182.335

DISCLAIMER : This Report is **PRIVATE & CONFIDENTIAL** and it is prepared at the request of and for its use by the Subscriber only. The Subscriber shall use the contents of the Report merely as an aid to its business. Mira Inform Private Limited ("MIPL") has collated information/data in the Report, which have not been verified unless otherwise specifically mentioned in the Report. The Subscriber shall independently verify the accuracy and correctness of the information/data before in any way acting upon the same. MIPL shall not be liable for any harm, injury, loss or damage caused to the Subscriber due to default by the Subscriber's debtors/beneficiaries in fulfilling their obligations of any nature whatsoever. This Report or any of its portion shall not be used as a documentary evidence or otherwise before any investigative agencies or forum of law. This Report is confidential and proprietary to MIPL. The Subscriber and/or any other person(s) may not reproduce, publish or disclose any of the contents of the Report to others without the express authorization of MIPL. This Report is prepared and issued to the Subscriber without any risk, responsibility or liability on the part of MIPL or its officials.

	Earnings / (Loss) Per Share (INR)		25.31	12.89

LOCAL AGENCY FURTHER INFORMATION

Sr. No.	Check List by Info Agents	Available in Report (Yes / No)
1]	Year of establishment	Yes
2]	Constitution of the entity Incorporation details	Yes
3]	Locality of the entity	Yes
4]	Premises details	No
5]	Buyer visit details	--
6]	Contact numbers	Yes
7]	Name of the person contacted	No
8]	Designation of contact person	No
9]	Promoter's background	Yes
10]	Date of Birth of Proprietor / Partners / Directors	Yes
11]	Pan Card No. of Proprietor / Partners	No
12]	Voter Id Card No. of Proprietor / Partners	No
13]	Type of business	Yes
14]	Line of Business	Yes
15]	Export/import details (if applicable)	No
16]	No. of employees	No
17]	Details of sister concerns	Yes
18]	Major suppliers	No
19]	Major customers	No
20]	Banking Details	Yes
21]	Banking facility details	Yes
22]	Conduct of the banking account	--
23]	Financials, if provided	Yes
24]	Capital in the business	Yes
25]	Last accounts filed at ROC, if applicable	Yes
26]	Turnover of firm for last three years	Yes
27]	Reasons for variation <> 20%	--
28]	Estimation for coming financial year	No
29]	Profitability for last three years	Yes
30]	Major shareholders, if available	Yes

DISCLAIMER : This Report is **PRIVATE & CONFIDENTIAL** and it is prepared at the request of and for its use by the Subscriber only. The Subscriber shall use the contents of the Report merely as an aid to its business. Mira Inform Private Limited ("MIPL") has collated information/data in the Report, which have not been verified unless otherwise specifically mentioned in the Report. The Subscriber shall independently verify the accuracy and correctness of the information/data before in any way acting upon the same. MIPL shall not be liable for any harm, injury, loss or damage caused to the Subscriber due to default by the Subscriber's debtors/beneficiaries in fulfilling their obligations of any nature whatsoever. This Report or any of its portion shall not be used as a documentary evidence or otherwise before any investigative agencies or forum of law. This Report is confidential and proprietary to MIPL. The Subscriber and/or any other person(s) may not reproduce, publish or disclose any of the contents of the Report to others without the express authorization of MIPL. This Report is prepared and issued to the Subscriber without any risk, responsibility or liability on the part of MIPL or its officials.

31]	External Agency Rating, if available	Yes
32]	Litigations that the firm/promoter involved in	--
33]	Market information	--
34]	Payments terms	No
35]	Negative Reporting by Auditors in the Annual Report	No

UNSECURED LOAN

PARTICULAR	31.03.2017 (INR in Million)	31.03.2016 (INR in Million)
Long-term Borrowings		
Intercorporate borrowings	356.850	0.000
Intercorporate deposits	0.000	77.000
Loans and advances from related parties	130.560	100.600
Other loans and advances	0.889	0.000
Short-term borrowings	0	0
Loans repayable on demand from others	45.200	181.950
Total	533.499	359.550

CONTINGENT LIABILITIES:

PARTICULARS	31.03.2017 (INR in Million)	31.03.2016 (INR in Million)
Claims against company not acknowledged as debt	1097.187	1544.788
Guarantees	0.000	22.711
Total	1097.187	1567.499

FIXED ASSETS

- Land
- Building
- Furniture and Fixture
- Computer
- Plant and Machinery

CMT REPORT (Corruption, Money Laundering & Terrorism]

The Public Notice information has been collected from various sources including but not limited to: **The Courts, India Prisons Service, Interpol, etc.**

1] INFORMATION ON DESIGNATED PARTY

No records exist designating subject or any of its beneficial owners, controlling shareholders or senior officers as terrorist or terrorist organization or whom notice had been received that all financial transactions involving their assets have been blocked or convicted, found guilty or against whom a judgement or order had been entered in a proceedings for violating money-laundering, anti-corruption or bribery or international economic or anti-terrorism sanction laws or whose assets were seized, blocked, frozen or ordered forfeited for violation of money laundering or international anti-terrorism laws.

2] Court Declaration :

No records exist to suggest that subject is or was the subject of any formal or informal allegations, prosecutions or other official proceeding for making any prohibited payments or other improper payments to government officials for engaging in prohibited transactions or with designated parties.

3] Asset Declaration :

No records exist to suggest that the property or assets of the subject are derived from criminal conduct or a prohibited transaction.

4] Record on Financial Crime :

Charges or conviction registered against subject: **None**

5] Records on Violation of Anti-Corruption Laws :

Charges or investigation registered against subject: **None**

6] Records on Int'l Anti-Money Laundering Laws/Standards :

Charges or investigation registered against subject: **None**

7] Criminal Records

No available information exist that suggest that subject or any of its principals have been formally charged or convicted by a competent governmental authority for any financial crime or under any formal investigation by a competent government authority for any violation of anti-corruption laws or international anti-money laundering laws or standard.

8] Affiliation with Government :

No record exists to suggest that any director or indirect owners, controlling shareholders, director, officer or employee of the company is a government official or a family member or close business associate of a Government official.

9] Compensation Package :

Our market survey revealed that the amount of compensation sought by the subject is fair and reasonable and comparable to compensation paid to others for similar services.

10] Press Report :

No press reports / filings exists on the subject.

CORPORATE GOVERNANCE

MIRA INFORM as part of its Due Diligence do provide comments on Corporate Governance to identify management and governance. These factors often have been predictive and in some cases have created vulnerabilities to credit deterioration.

Our Governance Assessment focuses principally on the interactions between a company's management, its Board of Directors, Shareholders and other financial stakeholders.

CONTRAVENTION

Subject is not known to have contravened any existing local laws, regulations or policies that prohibit, restrict or otherwise affect the terms and conditions that could be included in the agreement with the subject.

FOREIGN EXCHANGE RATES

Currency	Unit	INR
US Dollar	1	INR 68.70
UK Pound	1	INR 90.28
Euro	1	INR 80.56

INFORMATION DETAILS

Information Gathered by :	NAG
Analysis Done by :	VIV
Report Prepared by :	JYTK/RKI

SCORE FACTORS

DEMERIT POINTS		
--BANK CHARGES	YES/NO	YES
--LITIGATION	YES/NO	NO
--OTHER ADVERSE INFORMATION	YES/NO	NO
MERIT POINTS		
--SOLE DISTRIBUTORSHIP	YES/NO	NO
--EXPORT ACTIVITIES	YES/NO	NO
--AFFILIATION	YES/NO	YES
--LISTED	YES/NO	NO
--OTHER MERIT FACTORS	YES/NO	YES

RATING EXPLANATIONS

Credit Rating	Explanation	Rating Comments
A++	Minimum Risk	Business dealings permissible with minimum risk of default
A+	Low Risk	Business dealings permissible with low risk of default
A	Acceptable Risk	Business dealings permissible with moderate risk of default
B	Medium Risk	Business dealings permissible on a regular monitoring basis
C	Medium High Risk	Business dealings permissible preferably on secured basis
D	High Risk	Business dealing not recommended or on secured terms only
NB	New Business	No recommendation can be done due to business in infancy stage
NT	No Trace	No recommendation can be done as the business is not traceable

NB is stated where there is insufficient information to facilitate rating. However, it is not to be considered as unfavourable.

This score serves as a reference to assess SC's credit risk and to set the amount of credit to be extended. It is calculated from a composite of weighted scores obtained from each of the major sections of this report. The assessed factors are as follows:

- Financial condition covering various ratios
- Company background and operations size
- Promoters / Management background
- Payment record
- Litigation against the subject
- Industry scenario / competitor analysis
- Supplier / Customer / Banker review (wherever available)

DISCLAIMER : This Report is **PRIVATE & CONFIDENTIAL** and it is prepared at the request of and for its use by the Subscriber only. The Subscriber shall use the contents of the Report merely as an aid to its business. Mira Inform Private Limited ("MIPL") has collated information/data in the Report, which have not been verified unless otherwise specifically mentioned in the Report. The Subscriber shall independently verify the accuracy and correctness of the information/data before in any way acting upon the same. MIPL shall not be liable for any harm, injury, loss or damage caused to the Subscriber due to default by the Subscriber's debtors/beneficiaries in fulfilling their obligations of any nature whatsoever. This Report or any of its portion shall not be used as a documentary evidence or otherwise before any investigative agencies or forum of law. This Report is confidential and proprietary to MIPL. The Subscriber and/or any other person(s) may not reproduce, publish or disclose any of the contents of the Report to others without the express authorization of MIPL. This Report is prepared and issued to the Subscriber without any risk, responsibility or liability on the part of MIPL or its officials.