

MIRA INFORM REPORT

Report No. :	521766
Report Date :	25.07.2018

IDENTIFICATION DETAILS

Name :	AMALGAMATED METAL TRADING LIMITED
Formerly Known As :	HENRY GARDNER & CO.,LIMITED
Registered Office :	7th Floor 55 Bishopsgate London Ec2n 3ah
Country :	United Kingdom
Financials (as on) :	31.12.2017
Date of Incorporation :	11.07.1919
Com. Reg. No.:	00156938
Legal Form :	Private limited with Share Capital
Line of Business :	<ul style="list-style-type: none"> • Security and Commodity Contracts Dealing Activities • Trading in non-ferrous metals and plastics
No. of Employees :	42

RATING & COMMENTS

(Mira Inform has adopted New Rating mechanism w.e.f. 23rd January 2017)

MIRA's Rating :	A
-----------------	---

Credit Rating	Explanation	Rating Comments
A	Acceptable Risk	Business dealings permissible with moderate risk of default

Status :	Satisfactory
Payment Behaviour :	Slow but Correct
Litigation :	Clear

NOTES :

DISCLAIMER : This Report is **PRIVATE & CONFIDENTIAL** and it is prepared at the request of and for its use by the Subscriber only. The Subscriber shall use the contents of the Report merely as an aid to its business. Mira Inform Private Limited ("MIPL") has collated information/data in the Report, which have not been verified unless otherwise specifically mentioned in the Report. The Subscriber shall independently verify the accuracy and correctness of the information/data before in any way acting upon the same. MIPL shall not be liable for any harm, injury, loss or damage caused to the Subscriber due to default by the Subscriber's debtors/beneficiaries in fulfilling their obligations of any nature whatsoever. This Report or any of its portion shall not be used as a documentary evidence or otherwise before any investigative agencies or forum of law. This Report is confidential and proprietary to MIPL. The Subscriber and/or any other person(s) may not reproduce, publish or disclose any of the contents of the Report to others without the express authorization of MIPL. This Report is prepared and issued to the Subscriber without any risk, responsibility or liability on the part of MIPL or its officials.

Any query related to this report can be made on e-mail : infodept@mirainform.com while quoting report number, name and date.

ECGC Country Risk Classification List

Country Name	Previous Rating (31.12.2017)	Current Rating (01.04.2018)
United Kingdom	A1	A1

Risk Category	ECGC Classification
Insignificant	A1
Low Risk	A2
Moderately Low Risk	B1
Moderate Risk	B2
Moderately High Risk	C1
High Risk	C2
Very High Risk	D

UNITED KINGDOM - ECONOMIC OVERVIEW

The UK, a leading trading power and financial center, is the third largest economy in Europe after Germany and France. Agriculture is intensive, highly mechanized, and efficient by European standards, producing about 60% of food needs with less than 2% of the labor force. The UK has large coal, natural gas, and oil resources, but its oil and natural gas reserves are declining; the UK has been a net importer of energy since 2005. Services, particularly banking, insurance, and business services, are key drivers of British GDP growth. Manufacturing, meanwhile, has declined in importance but still accounts for about 10% of economic output.

In 2008, the global financial crisis hit the economy particularly hard, due to the importance of its financial sector. Falling home prices, high consumer debt, and the global economic slowdown compounded the UK's economic problems, pushing the economy into recession in the latter half of 2008 and prompting the then BROWN (Labour) government to implement a number of measures to stimulate the economy and stabilize the financial markets. Facing burgeoning public deficits and debt levels, in 2010 the then CAMERON-led coalition government (between Conservatives and Liberal Democrats) initiated an austerity program, which has continued under the Conservative government. However, the deficit still remains one of the highest in the G7, standing at 3.6% of GDP as of 2017, and the UK has pledged to lower its corporation tax from 20% to 17% by 2020. The UK had a debt burden of 90.4% GDP at the end of 2017.

The UK's economy has begun to slow since the referendum vote to leave the EU in June 2016. A sustained depreciation of the British pound has increased consumer and producer prices, weighing on consumer spending without spurring a meaningful increase in exports. The UK has an extensive trade relationship with other EU members through its single market membership and economic observers have warned the exit will jeopardize its position as the central location for European financial services. Prime Minister MAY is seeking a new "deep and special" trade relationship with the EU following the UK's exit. However, economists doubt that the UK will be able to preserve the benefits of EU membership without the obligations. The UK is expected to officially leave the EU by the end of March 2019.

Source : CIA

COMPANY NAME AND ADDRESS

Company Name: **AMALGAMATED METAL TRADING LIMITED**
Company No: **00156938**
Registered Address: **7TH FLOOR 55 BISHOPSGATE LONDON EC2N 3AH**

COMPANY SUMMARY

Registered Address	7TH FLOOR 55 BISHOPSGATE LONDON EC2N 3AH
Trading Address	7th Floor 55 Bishopsgate London EC2N 3AH
Website Address	http://www.amcgroup.com
Telephone Number	02076264521
Fax Number	
TPS	No
FPS	Yes
Incorporation Date	11/07/1919
Previous Name	HENRY GARDNER & CO.,LIMITED
Type	Private limited with Share Capital
FTSE Index	-
Date of Change	24/12/1987
Filing Date of Accounts	09/06/2018
Currency	GBP
Share Capital	£6,000,000
SIC07	66120

DISCLAIMER : This Report is **PRIVATE & CONFIDENTIAL** and it is prepared at the request of and for its use by the Subscriber only. The Subscriber shall use the contents of the Report merely as an aid to its business. Mira Inform Private Limited ("MIPL") has collated information/data in the Report, which have not been verified unless otherwise specifically mentioned in the Report. The Subscriber shall independently verify the accuracy and correctness of the information/data before in any way acting upon the same. MIPL shall not be liable for any harm, injury, loss or damage caused to the Subscriber due to default by the Subscriber's debtors/beneficiaries in fulfilling their obligations of any nature whatsoever. This Report or any of its portion shall not be used as a documentary evidence or otherwise before any investigative agencies or forum of law. This Report is confidential and proprietary to MIPL. The Subscriber and/or any other person(s) may not reproduce, publish or disclose any of the contents of the Report to others without the express authorization of MIPL. This Report is prepared and issued to the Subscriber without any risk, responsibility or liability on the part of MIPL or its officials.

Charity Number	-
SIC07 Description	SECURITY AND COMMODITY CONTRACTS DEALING ACTIVITIES
Principal Activity	Trading in non-ferrous metals and plastics.

ADDITIONAL INFORMATION

CCJ's	0 (£0)
No CCJ Information To Display	
Ultimate Holding Company	AMCO INVESTMENTS LIMITED
Accountant	-
Mortgages	0
Group	20 companies
Linkages	3 companies
Countries	In 3 countries

KEY FINANCIALS

Year to Date	Turnover	Pre Tax Profit	Shareholder's Funds	Employees
31/12/2017	£10,497,000	£3,477,000	£17,229,000	42
31/12/2016	£9,475,000	£2,554,000	£14,448,000	40
31/12/2015	£9,796,000	£3,382,000	£12,380,000	40

MORTGAGE SUMMARY

Total Mortgage	0
Outstanding	0
Satisfied	0

TRADE DEBTORS / BAD DEBT SUMMARY

Total Number of Documented Trade	0
Total Value of Documented Trade	£0

COMMENTARY

This company's ratio of total liabilities to total assets indicates the presence of moderate equity funding.
This company's return on total assets employed ratio indicates a relatively efficient use of assets.
This company's bank loans and overdrafts (less cash) account for a moderate percentage of short term liabilities.
This company trades in an industry with a lower level of corporate failures.

CCJ

Total Number of Exact CCJs -	0	Total Value of Exact CCJs -	
Total Number of Possible CCJs -	0	Total Value of Possible CCJs -	
Total Number of Satisfied CCJs -	0	Total Value of Satisfied CCJs -	
Total Number of Writs -	-		
Total Current Directors	6	Total Current Secretaries	1
Total Previous Directors / Company Secretaries	13	Total Person's With Significant Control	1

CURRENT DIRECTORS

Title	Mr	Function	Director
Name	Nicholas John Ailwyn Fellowes	Nationality	British
Date of Birth	02/1964	Present Appointments	1
Latest Address	7th Floor, 55 Bishopsgate, London	Appointment Date	11/10/2000
Post Code	EC2N 3AH		
Other Actions	View Director Report	View Consumer Report	View AML Report
	View Trace Report	View Compliance Report	
Title	Mr	Function	Director
Name	Hamish Michie	Nationality	British
Date of Birth	07/1967	Present Appointments	11
Latest Address	7th Floor, 55 Bishopsgate, London	Appointment Date	27/06/2008
Post Code	EC2N 3AH		
Other Actions	View Director Report	View Consumer Report	View AML Report
	View Trace Report	View Compliance Report	

DISCLAIMER : This Report is **PRIVATE & CONFIDENTIAL** and it is prepared at the request of and for its use by the Subscriber only. The Subscriber shall use the contents of the Report merely as an aid to its business. Mira Inform Private Limited ("MIPL") has collated information/data in the Report, which have not been verified unless otherwise specifically mentioned in the Report. The Subscriber shall independently verify the accuracy and correctness of the information/data before in any way acting upon the same. MIPL shall not be liable for any harm, injury, loss or damage caused to the Subscriber due to default by the Subscriber's debtors/beneficiaries in fulfilling their obligations of any nature whatsoever. This Report or any of its portion shall not be used as a documentary evidence or otherwise before any investigative agencies or forum of law. This Report is confidential and proprietary to MIPL. The Subscriber and/or any other person(s) may not reproduce, publish or disclose any of the contents of the Report to others without the express authorization of MIPL. This Report is prepared and issued to the Subscriber without any risk, responsibility or liability on the part of MIPL or its officials.

Title	Mr	Function	Director
Name	David Stephen Sher	Nationality	British
Date of Birth	07/1983	Present Appointments	14
Latest Address	7th Floor, 55 Bishopsgate, London	Appointment Date	30/06/2016
Post Code	EC2N 3AH		
Other Actions	View Director Report	View Consumer Report	View AML Report
	View Trace Report	View Compliance Report	
Title	Mr	Function	Director
Name	Alan O'brian Fitzgerald	Nationality	British
Date of Birth	09/1963	Present Appointments	1
Latest Address	7th Floor, 55 Bishopsgate, London	Appointment Date	14/06/2012
Post Code	EC2N 3AH		
Other Actions	View Director Report	View Consumer Report	View AML Report
	View Trace Report	View Compliance Report	
Title	Mr	Function	Director
Name	Paul Gerald Bromley	Nationality	British
Date of Birth	09/1964	Present Appointments	3
Latest Address	7th Floor, 55 Bishopsgate, London	Appointment Date	25/03/2015
Post Code	EC2N 3AH		
Other Actions	View Director Report	View Consumer Report	View AML Report
	View Trace Report	View Compliance Report	
Title	Mr	Function	Director
Name	Edward David Corcos	Nationality	British
Date of Birth	05/1956	Present Appointments	1
Latest Address	7th Floor, 55 Bishopsgate, London	Appointment Date	24/03/2015
Post Code	EC2N 3AH		
Other Actions	View Director Report	View Consumer Report	View AML Report
	View Trace Report	View Compliance Report	

CURRENT COMPANY SECRETARY

Title	Mr	Function	Company Secretary
Name	Edward David Corcos	Nationality	British
Date of Birth	-	Present Appointments	1
Latest Address	7th Floor, 55 Bishopsgate, London	Appointment Date	06/06/2006
Post Code	EC2N 3AH		
Other Actions		View Consumer Report	View Trace Report
	View Compliance Report		






DISCLAIMER : This Report is **PRIVATE & CONFIDENTIAL** and it is prepared at the request of and for its use by the Subscriber only. The Subscriber shall use the contents of the Report merely as an aid to its business. Mira Inform Private Limited ("MIPL") has collated information/data in the Report, which have not been verified unless otherwise specifically mentioned in the Report. The Subscriber shall independently verify the accuracy and correctness of the information/data before in any way acting upon the same. MIPL shall not be liable for any harm, injury, loss or damage caused to the Subscriber due to default by the Subscriber's debtors/beneficiaries in fulfilling their obligations of any nature whatsoever. This Report or any of its portion shall not be used as a documentary evidence or otherwise before any investigative agencies or forum of law. This Report is confidential and proprietary to MIPL. The Subscriber and/or any other person(s) may not reproduce, publish or disclose any of the contents of the Report to others without the express authorization of MIPL. This Report is prepared and issued to the Subscriber without any risk, responsibility or liability on the part of MIPL or its officials.

TOP SHAREHOLDERS

Name	Currency	Share Count	Share Type	Nominal Value	% of Total Share Count
BRITISH AMALGAMATED METAL INVESTMENTS LTD	GBP	6,000,000	ORDINARY	1	100

FINANCIALS











Profit & Loss

	Date Of Accounts	31/12/17	(%)	31/12/16	(%)	31/12/15	(%)	31/12/14	(%)	31/12/13
	Weeks	52	(%)	52	(%)	52	(%)	52	(%)	52
	Currency	GBP	(%)	GBP	(%)	GBP	(%)	GBP	(%)	GBP
	Consolidated A/cs	N	(%)	N	(%)	N	(%)	N	(%)	N
	Turnover	£10,497,000	10.8%	£9,475,000	-3.3%	£9,796,000	13.8%	£8,605,000	-12.3%	£9,816,000
	Export	-	-	-	-	-	-	-	-	-
	Cost of Sales	-£146,000	-249%	£98,000	-53.1%	£209,000	-	-	-100%	£174,000
	Gross Profit	£10,643,000	13.5%	£9,377,000	-2.2%	£9,587,000	11.4%	£8,605,000	-10.8%	£9,642,000
	Wages & Salaries	£4,686,000	5.3%	£4,449,000	0.4%	£4,431,000	9.8%	£4,036,000	-12.1%	£4,593,000







DISCLAIMER : This Report is **PRIVATE & CONFIDENTIAL** and it is prepared at the request of and for its use by the Subscriber only. The Subscriber shall use the contents of the Report merely as an aid to its business. Mira Inform Private Limited ("MIPL") has collated information/data in the Report, which have not been verified unless otherwise specifically mentioned in the Report. The Subscriber shall independently verify the accuracy and correctness of the information/data before in any way acting upon the same. MIPL shall not be liable for any harm, injury, loss or damage caused to the Subscriber due to default by the Subscriber's debtors/beneficiaries in fulfilling their obligations of any nature whatsoever. This Report or any of its portion shall not be used as a documentary evidence or otherwise before any investigative agencies or forum of law. This Report is confidential and proprietary to MIPL. The Subscriber and/or any other person(s) may not reproduce, publish or disclose any of the contents of the Report to others without the express authorization of MIPL. This Report is prepared and issued to the Subscriber without any risk, responsibility or liability on the part of MIPL or its officials.

AMALGAMATED METAL TRADING LIMITED - 521766

PAGE NO. : 9

	Directors Emoluments	£945,000	- 1.2%	£956,000	- 11.5%	£1,080,000	30%	£831,000	- 22.2%	£1,068,000
	Operating Profit	- £7,166,000	-5%	- £6,823,000	- 301.7%	£3,382,000	91.2%	£1,769,000	- 34.4%	£2,695,000
	Depreciation	£44,000	-	£44,000	10%	£40,000	-7%	£43,000	- 27.1%	£59,000
	Audit Fees	£41,000	10.8%	£37,000	5.7%	£35,000	-	£35,000	-	£35,000
	Interest Payments	-	-	-	-	-	- 100%	£509,000	-	-
	Pre Tax Profit	£3,477,000	36.1%	£2,554,000	- 24.5%	£3,382,000	91.2%	£1,769,000	- 35.7%	£2,752,000
	Taxation	-£696,000	- 43.2%	- £486,000	22.9%	- £630,000	- 62.4%	- £388,000	41.9%	- £668,000
	Profit After Tax	£2,781,000	34.5%	£2,068,000	- 24.9%	£2,752,000	99.3%	£1,381,000	- 33.7%	£2,084,000
	Dividends Payable	-	-	-	-100%	£1,381,000	- 33.7%	£2,084,000	12.1%	£1,859,000
	Retained Profit	£2,781,000	34.5%	£2,068,000	50.8%	£1,371,000	295%	- £703,000	- 412.4%	£225,000












Balance Sheet

	Date Of Accounts	31/12/17	(%)	31/12/16	(%)	31/12/15	(%)	31/12/14	(%)	31/12/13
	Tangible Assets	£7,598,000	54.6%	£4,916,000	48%	£3,321,000	-17%	£4,002,000	- 13.8%	£4,642,000
	Intangible Assets	0	-	0	-	0	-	0	-	0
	Total Fixed Assets	£7,598,000	54.6%	£4,916,000	48%	£3,321,000	-17%	£4,002,000	- 13.8%	£4,642,000
	Stock	0	-	0	- 100%	£8,791,000	182.5%	£3,112,000	- 38.7%	£5,080,000
	Trade Debtors	£627,000	999.9%	£15,000	999.9%	£1,000	-	0	- 100%	£9,343,000
	Cash	£1,735,000	- 90.7%	£18,625,000	17.5%	£15,853,000	28.4%	£12,343,000	- 26.6%	£16,819,000




DISCLAIMER : This Report is **PRIVATE & CONFIDENTIAL** and it is prepared at the request of and for its use by the Subscriber only. The Subscriber shall use the contents of the Report merely as an aid to its business. Mira Inform Private Limited ("MIPL") has collated information/data in the Report, which have not been verified unless otherwise specifically mentioned in the Report. The Subscriber shall independently verify the accuracy and correctness of the information/data before in any way acting upon the same. MIPL shall not be liable for any harm, injury, loss or damage caused to the Subscriber due to default by the Subscriber's debtors/beneficiaries in fulfilling their obligations of any nature whatsoever. This Report or any of its portion shall not be used as a documentary evidence or otherwise before any investigative agencies or forum of law. This Report is confidential and proprietary to MIPL. The Subscriber and/or any other person(s) may not reproduce, publish or disclose any of the contents of the Report to others without the express authorization of MIPL. This Report is prepared and issued to the Subscriber without any risk, responsibility or liability on the part of MIPL or its officials.

AMALGAMATED METAL TRADING LIMITED - 521766

PAGE NO. : 10

	Other Debtors	£67,414,000	14.9%	£58,655,000	52.3%	£38,510,000	1.7%	£37,859,000	-40.6%	£63,787,000
	Miscellaneous Current Assets	0	-	0	-	0	-	0	-	0
	Total Current Assets	£69,776,000	-9.7%	£77,295,000	22.4%	£63,155,000	18.5%	£53,314,000	-43.9%	£95,029,000
	Trade Creditors	£28,642,000	-24.4%	£37,865,000	26.7%	£29,888,000	-22%	£38,317,000	-34.4%	£58,416,000
	Bank Loans & Overdrafts	£18,596,000	91.3%	£9,723,000	-	0	-	0	-	0
	Other Short Term Finance	£10,803,000	-42%	£18,618,000	-16%	£22,176,000	230.6%	£6,708,000	-75.6%	£27,463,000
	Miscellaneous Current Liabilities	£1,798,000	43.7%	£1,251,000	-25.2%	£1,672,000	81.3%	£922,000	-46.4%	£1,720,000
	Total Current Liabilities	£59,839,000	-11.3%	£67,457,000	25.5%	£53,736,000	17%	£45,947,000	-47.5%	£87,599,000
	Bank Loans & Overdrafts and LTL	£18,902,000	88.5%	£10,029,000	999.9%	£360,000	-	£360,000	-	0
	Other Long Term Finance	0	-	0	-	0	-	0	-	0
	Total Long Term Liabilities	£306,000	-	£306,000	-15%	£360,000	-	£360,000	-	0



Capital & Reserves

	Date Of Accounts	31/12/17	(%)	31/12/16	(%)	31/12/15	(%)	31/12/14	(%)	31/12/13
	Called Up Share Capital	£6,000,000	-	£6,000,000	-	£6,000,000	-	£6,000,000	-	£6,000,000
	P & L Account Reserve	£9,735,000	40%	£6,954,000	40.8%	£4,940,000	38.4%	£3,569,000	-16.5%	£4,272,000
	Revaluation Reserve	£1,494,000	-	£1,494,000	3.8%	£1,440,000	-	£1,440,000	-20%	£1,800,000






DISCLAIMER : This Report is **PRIVATE & CONFIDENTIAL** and it is prepared at the request of and for its use by the Subscriber only. The Subscriber shall use the contents of the Report merely as an aid to its business. Mira Inform Private Limited ("MIPL") has collated information/data in the Report, which have not been verified unless otherwise specifically mentioned in the Report. The Subscriber shall independently verify the accuracy and correctness of the information/data before in any way acting upon the same. MIPL shall not be liable for any harm, injury, loss or damage caused to the Subscriber due to default by the Subscriber's debtors/beneficiaries in fulfilling their obligations of any nature whatsoever. This Report or any of its portion shall not be used as a documentary evidence or otherwise before any investigative agencies or forum of law. This Report is confidential and proprietary to MIPL. The Subscriber and/or any other person(s) may not reproduce, publish or disclose any of the contents of the Report to others without the express authorization of MIPL. This Report is prepared and issued to the Subscriber without any risk, responsibility or liability on the part of MIPL or its officials.

AMALGAMATED METAL TRADING LIMITED - 521766





PAGE NO. : 11

	Sundry Reserves	-	-	-	-	-	-	-	-	-
	Shareholder Funds	£17,229,000	19.2%	£14,448,000	16.7%	£12,380,000	12.5%	£11,009,000	-8.8%	£12,072,000



Other Financial Items

	Date Of Accounts	31/12/17	(%)	31/12/16	(%)	31/12/15	(%)	31/12/14	(%)	31/12/13
	Net Worth	£17,229,000	19.2%	£14,448,000	16.7%	£12,380,000	12.5%	£11,009,000	-8.8%	£12,072,000
	Working Capital	£9,937,000	1%	£9,838,000	4.4%	£9,419,000	27.9%	£7,367,000	-0.8%	£7,430,000
	Total Assets	£77,374,000	-5.9%	£82,211,000	23.7%	£66,476,000	16%	£57,316,000	-42.5%	£99,671,000
	Total Liabilities	£60,145,000	-11.2%	£67,763,000	25.3%	£54,096,000	16.8%	£46,307,000	-47.1%	£87,599,000
	Net Assets	£17,229,000	19.2%	£14,448,000	16.7%	£12,380,000	12.5%	£11,009,000	-8.8%	£12,072,000

Cash Flow

	Date Of Accounts	31/12/17	(%)	31/12/16	(%)	31/12/15	(%)	31/12/14	(%)	31/12/13
	Net Cashflow from Operations	-	-	-	-	-	-	-	-	-
	Net Cashflow before Financing	-	-	-	-	-	-	-	-	-
	Net Cashflow from Financing	-	-	-	-	-	-	-	-	-
	Increase in Cash	-	-	-	-	-	-	-	-	-









Miscellaneous

	Date Of Accounts	31/12/17	(%)	31/12/16	(%)	31/12/15	(%)	31/12/14	(%)	31/12/13
	Contingent Liability	NO	-	NO	-	NO	-	NO	-	NO
	Capital Employed	£17,535,000	18.8%	£14,754,000	15.8%	£12,740,000	12.1%	£11,369,000	-5.8%	£12,072,000
	Number of Employees	42	5%	40	-	40	2.6%	39	-	-
	Accountants									
	Auditors	BDO LLP								
	Auditor	The audit report contains no adverse comments								

DISCLAIMER : This Report is **PRIVATE & CONFIDENTIAL** and it is prepared at the request of and for its use by the Subscriber only. The Subscriber shall use the contents of the Report merely as an aid to its business. Mira Inform Private Limited ("MIPL") has collated information/data in the Report, which have not been verified unless otherwise specifically mentioned in the Report. The Subscriber shall independently verify the accuracy and correctness of the information/data before in any way acting upon the same. MIPL shall not be liable for any harm, injury, loss or damage caused to the Subscriber due to default by the Subscriber's debtors/beneficiaries in fulfilling their obligations of any nature whatsoever. This Report or any of its portion shall not be used as a documentary evidence or otherwise before any investigative agencies or forum of law. This Report is confidential and proprietary to MIPL. The Subscriber and/or any other person(s) may not reproduce, publish or disclose any of the contents of the Report to others without the express authorization of MIPL. This Report is prepared and issued to the Subscriber without any risk, responsibility or liability on the part of MIPL or its officials.

	Comments	
	Bankers	
	Bank Branch Code	

Ratios

	Date Of Accounts	31/12/17	31/12/16	31/12/15	31/12/14	31/12/13
	Pre-tax profit margin %	33.12	26.96	34.52	20.56	28.04
	Current ratio	1.17	1.15	1.18	1.16	1.08
	Sales/Net Working Capital	1.06	0.96	1.04	1.17	1.32
	Gearing %	109.70	69.40	2.90	3.30	0
	Equity in %	22.30	17.60	18.60	19.20	12.10
	Creditor Days	993.20	1454.65	1110.57	1620.84	2166.20
	Debtor Days	21.74	0.57	0.03	-	346.46
	Liquidity/Acid Test	1.16	1.14	1.01	1.09	1.02
	Return On Capital Employed %	19.82	17.31	26.54	15.55	22.79
	Return On Total Assets Employed %	4.49	3.10	5.08	3.08	2.76
	Current Debt Ratio	3.47	4.66	4.34	4.17	7.25
	Total Debt Ratio	3.49	4.69	4.36	4.20	7.25
	Stock Turnover Ratio %	-	-	89.74	36.16	51.75
	Return on Net Assets Employed %	20.18	17.67	27.31	16.06	22.79

EVENT HISTORY VIEW DOCUMENTS

Date	Description
16/06/2018	New Accounts Filed
16/06/2018	New Accounts Filed
12/06/2018	Confirmation Statement
06/07/2017	Mr J.W. Land has left the board
16/06/2017	Confirmation Statement
25/04/2017	New Accounts Filed
25/04/2017	New Accounts Filed
06/07/2016	Mr G.P. Robbins has left the board
06/07/2016	New Board Member Mr D.S. Sher appointed
03/07/2016	Annual Returns

DISCLAIMER : This Report is **PRIVATE & CONFIDENTIAL** and it is prepared at the request of and for its use by the Subscriber only. The Subscriber shall use the contents of the Report merely as an aid to its business. Mira Inform Private Limited ("MIPL") has collated information/data in the Report, which have not been verified unless otherwise specifically mentioned in the Report. The Subscriber shall independently verify the accuracy and correctness of the information/data before in any way acting upon the same. MIPL shall not be liable for any harm, injury, loss or damage caused to the Subscriber due to default by the Subscriber's debtors/beneficiaries in fulfilling their obligations of any nature whatsoever. This Report or any of its portion shall not be used as a documentary evidence or otherwise before any investigative agencies or forum of law. This Report is confidential and proprietary to MIPL. The Subscriber and/or any other person(s) may not reproduce, publish or disclose any of the contents of the Report to others without the express authorization of MIPL. This Report is prepared and issued to the Subscriber without any risk, responsibility or liability on the part of MIPL or its officials.

18/04/2016	New Accounts Filed
18/04/2016	New Accounts Filed
03/07/2015	Annual Returns
25/04/2015	New Accounts Filed
25/04/2015	New Accounts Filed

PREVIOUS COMPANY NAMES

Date	Previous Name
24/12/1987	HENRY GARDNER & CO.,LIMITED

WRIT DETAILS

No writs found

STATISTICS

Group	20 companies
Linkages	3 companies
Countries	In 3 countries

SUMMARY

Holding Company	BRITISH AMALGAMATED METAL INVESTMENTS LIMITED
Ownership Status	Wholly Owned
Ultimate Holding Company	AMCO INVESTMENTS LIMITED

GROUP STRUCTURE FULL

Company Name	Registered Number	Latest Key Financials	Consol. Accounts	Turnover
AMCO INVESTMENTS LIMITED	04823706	31.12.2017	Y	£843,385,000
AMALGAMATED	00244159	31.12.2017	Y	£843,385,000

DISCLAIMER : This Report is **PRIVATE & CONFIDENTIAL** and it is prepared at the request of and for its use by the Subscriber only. The Subscriber shall use the contents of the Report merely as an aid to its business. Mira Inform Private Limited ("MIPL") has collated information/data in the Report, which have not been verified unless otherwise specifically mentioned in the Report. The Subscriber shall independently verify the accuracy and correctness of the information/data before in any way acting upon the same. MIPL shall not be liable for any harm, injury, loss or damage caused to the Subscriber due to default by the Subscriber's debtors/beneficiaries in fulfilling their obligations of any nature whatsoever. This Report or any of its portion shall not be used as a documentary evidence or otherwise before any investigative agencies or forum of law. This Report is confidential and proprietary to MIPL. The Subscriber and/or any other person(s) may not reproduce, publish or disclose any of the contents of the Report to others without the express authorization of MIPL. This Report is prepared and issued to the Subscriber without any risk, responsibility or liability on the part of MIPL or its officials.

AMALGAMATED METAL TRADING LIMITED - 521766

PAGE NO. : 14

METAL CORP...				
AMALGAMATED METAL IN...	00983945	31.12.2016	N	
AMALGAMET LIMITED	04005599	31.12.2016	N	£979,677
HENRY GARDNER & CO...	07349159	31.12.2016	N	
OAKLAND METAL COMP...	08393562	31.12.2016	N	£574,670
SCANMETALS (UK) LI...	10484811	31.12.2017	N	£1,040,505
AMC GROUP LIMITED	04018234	31.12.2016	N	
BRITISH AMALGAMATE...	00264420	31.12.2016	N	£6,124,000
AMT FUTURES LIMITED	00696733	31.12.2016	N	£10,359,000
AMALGAMATED METAL...	00156938	31.12.2017	N	£10,497,000
BRITISH METAL CORP...	00151841	31.12.2016	N	
BROOKSIDE METAL CO...	03059787	31.12.2016	N	£8,736
CONSOLIDATED TIN S...	00244652	31.12.2016	N	£678,000
KEELING & WALKER, L...	00144119	31.12.2016	N	£14,111,321
MIL-VER METAL COMP...	01634739	31.12.2016	N	£46,290,986
WILLIAM ROWLAND LI...	00853661	31.12.2016	N	£39,813,764
THERMOX PERFORMANC...	01062827	31.12.2016	N	£5,658,008
SANSING LIMITED	N/A	-	-	
SANSING (CENTRAL)...	09790349	31.12.2016	N	

Group	20 companies
--------------	---------------------

DISCLAIMER : This Report is **PRIVATE & CONFIDENTIAL** and it is prepared at the request of and for its use by the Subscriber only. The Subscriber shall use the contents of the Report merely as an aid to its business. Mira Inform Private Limited ("MIPL") has collated information/data in the Report, which have not been verified unless otherwise specifically mentioned in the Report. The Subscriber shall independently verify the accuracy and correctness of the information/data before in any way acting upon the same. MIPL shall not be liable for any harm, injury, loss or damage caused to the Subscriber due to default by the Subscriber's debtors/beneficiaries in fulfilling their obligations of any nature whatsoever. This Report or any of its portion shall not be used as a documentary evidence or otherwise before any investigative agencies or forum of law. This Report is confidential and proprietary to MIPL. The Subscriber and/or any other person(s) may not reproduce, publish or disclose any of the contents of the Report to others without the express authorization of MIPL. This Report is prepared and issued to the Subscriber without any risk, responsibility or liability on the part of MIPL or its officials.

Linkages	3 companies
Countries	In 3 countries

OTHER LINKED COMPANIES

Name	Number	Latest Key Financials	Turnover
KEELING WALKER LIMITED	01463723	-	
THERMOX PERFORMANCE MATERIALS GMBH	HRB 13046	31.12.2017	
AMALGAMET INC		-	\$7,500,000

PREVIOUS DIRECTOR/COMPANY SECRETARIES

Name	Current Active Appointments	Previous Appointments	Dissolved Companies
Geoffrey Charles Leacroft Rowan	2	9	8
Victor Herman Sher	2	9	2
Keith Hunton Gaunt	0	4	2
James William Land	0	6	2
James William Land	0	6	2
Peter Alfred Pemberton	0	2	0
Thomas Graham Lock	0	1	1
Michael John Beale	0	1	1
Mark Alistair Sharpley	0	1	0
Kevin Dunn Latcham	0	1	0
Peter Anthony Montrose	0	1	0
Michael Terence Livings	0	1	0
Giles Pruen Robbins	3	12	4
Total Persons With Significant Control	1	Total Statements	0
Active	1	Active	0
Ceased	0	Ceased	0

ACTIVE PERSONS WITH SIGNIFICANT CONTROL

Name	British Amalgamated Metal Investments Ltd	Kind	Corporate Entity With Significant Control
Address	55 Bishopsgate, London	Notified On	06/04/2016
Post Code	EC2N 3AH	Legal Form	Private Limited Company
Authority	Uk Companies Act	Place Registered	Companies House
Country	England	Registration	00264420

DISCLAIMER : This Report is **PRIVATE & CONFIDENTIAL** and it is prepared at the request of and for its use by the Subscriber only. The Subscriber shall use the contents of the Report merely as an aid to its business. Mira Inform Private Limited ("MIPL") has collated information/data in the Report, which have not been verified unless otherwise specifically mentioned in the Report. The Subscriber shall independently verify the accuracy and correctness of the information/data before in any way acting upon the same. MIPL shall not be liable for any harm, injury, loss or damage caused to the Subscriber due to default by the Subscriber's debtors/beneficiaries in fulfilling their obligations of any nature whatsoever. This Report or any of its portion shall not be used as a documentary evidence or otherwise before any investigative agencies or forum of law. This Report is confidential and proprietary to MIPL. The Subscriber and/or any other person(s) may not reproduce, publish or disclose any of the contents of the Report to others without the express authorization of MIPL. This Report is prepared and issued to the Subscriber without any risk, responsibility or liability on the part of MIPL or its officials.

Registered		Number			
Nature Of Control	Ownership of shares - above 75%				

CEASED PERSONS WITH SIGNIFICANT CONTROL

No Ceased Persons With Significant Control To Display

ACTIVE STATEMENTS

No Active Statements To Display

CEASED STATEMENTS

No Ceased Statements To Display

FOREIGN EXCHANGE RATES

Currency	Unit	Indian Rupees
US Dollar	1	INR 69.05
UK Pound	1	INR 90.30
Euro	1	INR 80.54
GBP	1	INR 90.57

Note : Above are approximate rates obtained from sources believed to be correct

INFORMATION DETAILS

Analysis Done by :	NIY
Report Prepared by :	KET

DISCLAIMER : This Report is **PRIVATE & CONFIDENTIAL** and it is prepared at the request of and for its use by the Subscriber only. The Subscriber shall use the contents of the Report merely as an aid to its business. Mira Inform Private Limited ("MIPL") has collated information/data in the Report, which have not been verified unless otherwise specifically mentioned in the Report. The Subscriber shall independently verify the accuracy and correctness of the information/data before in any way acting upon the same. MIPL shall not be liable for any harm, injury, loss or damage caused to the Subscriber due to default by the Subscriber's debtors/beneficiaries in fulfilling their obligations of any nature whatsoever. This Report or any of its portion shall not be used as a documentary evidence or otherwise before any investigative agencies or forum of law. This Report is confidential and proprietary to MIPL. The Subscriber and/or any other person(s) may not reproduce, publish or disclose any of the contents of the Report to others without the express authorization of MIPL. This Report is prepared and issued to the Subscriber without any risk, responsibility or liability on the part of MIPL or its officials.

RATING EXPLANATIONS

Credit Rating	Explanation	Rating Comments
A++	Minimum Risk	Business dealings permissible with minimum risk of default
A+	Low Risk	Business dealings permissible with low risk of default
A	Acceptable Risk	Business dealings permissible with moderate risk of default
B	Medium Risk	Business dealings permissible on a regular monitoring basis
C	Medium High Risk	Business dealings permissible preferably on secured basis
D	High Risk	Business dealing not recommended or on secured terms only
NB	New Business	No recommendation can be done due to business in infancy stage
NT	No Trace	No recommendation can be done as the business is not traceable

NB is stated where there is insufficient information to facilitate rating. However, it is not to be considered as unfavourable.

This score serves as a reference to assess SC's credit risk and to set the amount of credit to be extended. It is calculated from a composite of weighted scores obtained from each of the major sections of this report. The assessed factors are as follows:

- Financial condition covering various ratios
- Company background and operations size
- Promoters / Management background
- Payment record
- Litigation against the subject
- Industry scenario / competitor analysis
- Supplier / Customer / Banker review (wherever available)