

MIRA INFORM REPORT

Report No. :	521943
Report Date :	26.07.2018

IDENTIFICATION DETAILS

Name :	KRISHNA SHEET PROCESSORS PRIVATE LIMITED
Registered Office :	801, Business Classic, 8 th Floor, Chincholi Bunder Road, Off S.V. Road, Malad (West), Mumbai – 400064, Maharashtra
Tel. No.:	91-22-40033333
Country :	India
Financials (as on) :	31.03.2017
Date of Incorporation :	10.04.1995
CIN No.: [Company Identification No.]	U27100MH1995PTC087327
Capital Investment / Paid-up Capital :	INR 31.220 Million
IEC No.: [Import-Export Code No.]	0397025670
PAN No.: [Permanent Account No.]	AAACK9040M
GSTN : [Goods & Service Tax Registration No.]	27AAACK9040M1Z9
Legal Form :	Private Limited Liability Company
Line of Business :	<ul style="list-style-type: none"> • Manufacturer of Basic Metal. • Dealers of All Kinds of M. S. Flat Products. [Registered Activity] • Importer, Trader and Processing of all types of M.S. Iron and Steel such as CR and HR Steel Rolled Sheet. [Confirmed by management]
No. of Employees :	40 (Approximately)

RATING & COMMENTS

(Mira Inform has adopted New Rating mechanism w.e.f. 23rd January 2017)

MIRA's Rating :

A

Credit Rating	Explanation	Rating Comments
A	Acceptable Risk	Business dealings permissible with moderate risk of default

Maximum Credit Limit :	USD 1970000
Status :	Good
Payment Behaviour :	Slow but correct
Litigation :	Clear
Comments :	<p>Subject was incorporated in the year 1995. The company is a trader, importer and processor of MS iron and steel such as CR and HR steel rolled sheet, etc.</p> <p>As per the financial records of 2017, the company has achieved a decent growth in its revenue as compared to the previous year and has reported a low net profit margin.</p> <p>The company possesses healthy financial position marked by sound net worth base along with satisfactory liquidity position.</p> <p>Rating strengths are partially offset by the susceptibility of profitability to volatility in steel prices and to intense competition.</p> <p>Business is active. Payment seems to be slow but correct.</p> <p>In view of aforesaid, the company can be considered for business dealings at usual trade terms and condition.</p>

NOTES:

Any query related to this report can be made on e-mail: infodept@mirainform.com while quoting report number, name and date.

ECGC Country Risk Classification List

Country Name	Previous Rating (31.12.2017)	Current Rating (01.04.2018)
India	A1	A1

Risk Category	ECGC Classification
Insignificant	A1
Low Risk	A2

DISCLAIMER : This Report is **PRIVATE & CONFIDENTIAL** and it is prepared at the request of and for its use by the Subscriber only. The Subscriber shall use the contents of the Report merely as an aid to its business. Mira Inform Private Limited ("MIPL") has collated information/data in the Report, which have not been verified unless otherwise specifically mentioned in the Report. The Subscriber shall independently verify the accuracy and correctness of the information/data before in any way acting upon the same. MIPL shall not be liable for any harm, injury, loss or damage caused to the Subscriber due to default by the Subscriber's debtors/beneficiaries in fulfilling their obligations of any nature whatsoever. This Report or any of its portion shall not be used as a documentary evidence or otherwise before any investigative agencies or forum of law. This Report is confidential and proprietary to MIPL. The Subscriber and/or any other person(s) may not reproduce, publish or disclose any of the contents of the Report to others without the express authorization of MIPL. This Report is prepared and issued to the Subscriber without any risk, responsibility or liability on the part of MIPL or its officials.

Moderately Low Risk	B1
Moderate Risk	B2
Moderately High Risk	C1
High Risk	C2
Very High Risk	D

EXTERNAL AGENCY RATING

Rating Agency Name	CRISIL RATING
Rating	Long Term Loans = BBB-
Rating Explanation	Moderate degree of safety and moderate credit risk
Date	26.09.2017

Rating Agency Name	CRISIL RATING
Rating	Short Term Loans = A3
Rating Explanation	Moderate degree of safety and higher credit risk
Date	26.09.2017

RBI DEFAULTERS' LIST STATUS

Subject's name is not enlisted as a defaulter in the publicly available RBI Defaulters' list.

EPF (Employee Provident Fund) DEFAULTERS' LIST STATUS

Subject's name is not enlisted as a defaulter in the publicly available EPF (Employee Provident Fund) Defaulters' list as of 31-03-2018.

BIFR (Board for Industrial & Financial Reconstruction) LISTING STATUS

Subject's name is not listed as a Sick Unit in the publicly available BIFR (Board for Industrial & Financial Reconstruction) list as of 26.07.2018

IBBI (Insolvency and Bankruptcy Board of India) LISTING STATUS

Subject's name is not listed in the publicly available IBBI (Insolvency and Bankruptcy Board of India) list as of report date.

INFORMATION PARTED BY (GENERAL DETAILS)

Name :	Ms. Sarikha Parikh
---------------	--------------------

DISCLAIMER : This Report is **PRIVATE & CONFIDENTIAL** and it is prepared at the request of and for its use by the Subscriber only. The Subscriber shall use the contents of the Report merely as an aid to its business. Mira Inform Private Limited ("MIPL") has collated information/data in the Report, which have not been verified unless otherwise specifically mentioned in the Report. The Subscriber shall independently verify the accuracy and correctness of the information/data before in any way acting upon the same. MIPL shall not be liable for any harm, injury, loss or damage caused to the Subscriber due to default by the Subscriber's debtors/beneficiaries in fulfilling their obligations of any nature whatsoever. This Report or any of its portion shall not be used as a documentary evidence or otherwise before any investigative agencies or forum of law. This Report is confidential and proprietary to MIPL. The Subscriber and/or any other person(s) may not reproduce, publish or disclose any of the contents of the Report to others without the express authorization of MIPL. This Report is prepared and issued to the Subscriber without any risk, responsibility or liability on the part of MIPL or its officials.

Designation :	Accounts Department
Contact No.:	91-22-40033333
Date:	25.07.2018

LOCATIONS

Registered Office :	801, Business Classic, 8 th Floor, Chincholi Bunder Road, Off S.V. Road, Malad (West), Mumbai – 400064, Maharashtra, India
Tel. No.:	91-22-40033333/ 40332033
Fax No.:	91-22-23411739/ 40031000
E-Mail :	info@krishasheet.com amitgor8@gmail.com
Website :	http://www.krishnasheets.com
Warehouse :	Plot No. C-26, M.I.D.C., Taloja, Navi Mumbai – 400614, Maharashtra, India

DIRECTORS

AS ON 31.03.2018

Name :	Mr. Kapilkumar Rupchand Agarwal
Designation :	Director
Address :	E-403, Pleasant Park, Plot No.60, Link Road, Opposite Movie Time Theater, Malad (West), Mumbai – 400084, Maharashtra, India
Date of Birth/Age :	20.09.1964
Qualification :	M.Com
Date of Appointment :	10.04.1995
DIN No.:	00216944
PAN No.:	AACPA0977E
DIN No.:	

Other Directorship:

CIN/FCRN	Company Name	Begin Date	End Date
U27106GJ2007PTC050197	KRISHNA COIL CUTTERS PRIVATE LIMITED	13/03/2007	-

Name :	Mr. Biharisaran Babulal Khandelwal
Designation :	Director
Address :	A-602, Millenium Garden, Upper Govind Nagar, Malad (East), Mumbai – 400097, Maharashtra, India
Date of Birth/Age :	20.10.1947
Qualification :	B.SC
Date of Appointment :	10.04.1995
DIN No.:	00217021
PAN No.:	AACPK5606Q
Other Directorship:	

CIN/FCRN	Company Name	Begin Date	End Date
U27106GJ2007PTC050197	KRISHNA COIL CUTTERS PRIVATE LIMITED	13/03/2007	-
Name : Mr. Rohit Dharampal Gupta			
Designation : Additional Director			
Address : 31, Casa Blance Society Opposite to Poonima Talkies, Murbad Road, Kalyan West - 421301, Maharashtra, India			
Date of Birth/Age : 12.01.1977			
Qualification : Electrical Engineer			
Date of Appointment : 08.03.2016			
PAN No.: AAQPG8259H			
DIN No.: 01116188			
Other Directorship:			
CIN/FCRN	Company Name	Begin Date	End Date
U15434MH1982PLC205350	PREMIER SOYA LIMITED	02/05/1998	-
U74899MH1986PTC206124	INDO CON CORE PRIVATE LIMITED	02/05/1998	-

KEY EXECUTIVES

Name :	Ms. Sarikha Parikh
Designation :	Accounts Department

MAJOR SHAREHOLDERS

As on 31.03.2017

Names of Shareholders	No. of Shares
Bharisaran Khandelwal	19300
Bharisaran Khandelwal (HUF)	7000
Shashikala B. Khandelwal	35250
Sheenu V. Khandelwal	31500
Vikram B. Khandelwal	11000
Kapil Kumar Agarwal	27000
Bindu K. Agarwal	47550
Dharampal R. Gupta	3800
Rajendrakumar Singhal	100
Rohit D. Gupta	23000
Premier Soya Limited, India	23495
Indo Con Core Private Limited, India	11830
Smita R. Gupta	4100
Sudha D. Gupta	300
Krishna Coil Cutter Private Limited, India	66375
Tivoli Hydro Power Private Limited, India	600
Total	312200

DISCLAIMER : This Report is **PRIVATE & CONFIDENTIAL** and it is prepared at the request of and for its use by the Subscriber only. The Subscriber shall use the contents of the Report merely as an aid to its business. Mira Inform Private Limited ("MIPL") has collated information/data in the Report, which have not been verified unless otherwise specifically mentioned in the Report. The Subscriber shall independently verify the accuracy and correctness of the information/data before in any way acting upon the same. MIPL shall not be liable for any harm, injury, loss or damage caused to the Subscriber due to default by the Subscriber's debtors/beneficiaries in fulfilling their obligations of any nature whatsoever. This Report or any of its portion shall not be used as a documentary evidence or otherwise before any investigative agencies or forum of law. This Report is confidential and proprietary to MIPL. The Subscriber and/or any other person(s) may not reproduce, publish or disclose any of the contents of the Report to others without the express authorization of MIPL. This Report is prepared and issued to the Subscriber without any risk, responsibility or liability on the part of MIPL or its officials.

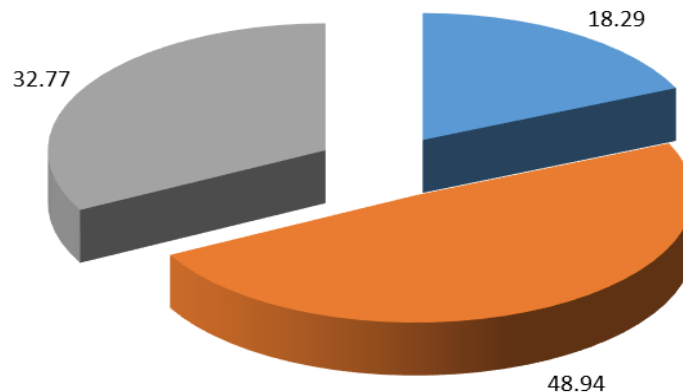
Equity Share Break up (Percentage of Total Equity)

As on: 29.09.2017

Category	Percentage
Promoters- Individual/Hindu Undivided Family- Indian	18.29
Public/Other than promoters- Individual/Hindu Undivided Family- Indian	48.94
Public/Other than promoters - Body corporate	32.77
Total	100.00

Share holding pattern

- Promoters- Individual/Hindu Undivided Family- Indian
- Public/Other than promoters- Individual/Hindu Undivided Family- Indian
- Public/Other than promoters - Body corporate



BUSINESS DETAILS

Line of Business :	<ul style="list-style-type: none"> • Manufacturer of Basic Metal. • Dealers of All Kinds of M. S. Flat Products. [Registered Activity] • Importer, Trader and Processing of all types of M.S. Iron and Steel such as CR and HR Steel Rolled Sheet. [Confirmed by management] 		
Products / Services :	Name and Description of main products / services	ITC Code	of the Product/service
	Iron and Steel	99651254	

DISCLAIMER : This Report is **PRIVATE & CONFIDENTIAL** and it is prepared at the request of and for its use by the Subscriber only. The Subscriber shall use the contents of the Report merely as an aid to its business. Mira Inform Private Limited ("MIPL") has collated information/data in the Report, which have not been verified unless otherwise specifically mentioned in the Report. The Subscriber shall independently verify the accuracy and correctness of the information/data before in any way acting upon the same. MIPL shall not be liable for any harm, injury, loss or damage caused to the Subscriber due to default by the Subscriber's debtors/beneficiaries in fulfilling their obligations of any nature whatsoever. This Report or any of its portion shall not be used as a documentary evidence or otherwise before any investigative agencies or forum of law. This Report is confidential and proprietary to MIPL. The Subscriber and/or any other person(s) may not reproduce, publish or disclose any of the contents of the Report to others without the express authorization of MIPL. This Report is prepared and issued to the Subscriber without any risk, responsibility or liability on the part of MIPL or its officials.

Brand Names :	Not Available
Agencies Held :	Not Available
Exports :	Not Available
Imports :	
Countries :	<ul style="list-style-type: none"> • Japan • China
Terms :	
Selling :	Cheque
Purchasing :	Cheque

PRODUCTION STATUS – (NOT AVAILABLE)

GENERAL INFORMATION

Suppliers :	Reference :	Not Divulged
	Name of the Person :	--
	Contact No.:	--
	Since How Long Known :	--
	Maximum Limit Dealt :	--
	Experience :	--
	Remark:	--
Customers :	Retailers, End Users	
	Reference :	Not Divulged
	Name of the Person :	--
	Contact No.:	--
	Since How Long Known :	--
	Maximum Limit Dealt :	--
	Experience :	--
Remark:	--	
No. of Employees :	40 (Approximately)	
Bankers :	Banker Name :	Bank of Baroda
	Branch :	Malad (West) Branch, Shantinath Shopping Centre, 1 st Floor, S.V. Road, Mumbai – 400069, Maharashtra, India
	Person Name (With Designation) :	--

DISCLAIMER : This Report is **PRIVATE & CONFIDENTIAL** and it is prepared at the request of and for its use by the Subscriber only. The Subscriber shall use the contents of the Report merely as an aid to its business. Mira Inform Private Limited ("MIPL") has collated information/data in the Report, which have not been verified unless otherwise specifically mentioned in the Report. The Subscriber shall independently verify the accuracy and correctness of the information/data before in any way acting upon the same. MIPL shall not be liable for any harm, injury, loss or damage caused to the Subscriber due to default by the Subscriber's debtors/beneficiaries in fulfilling their obligations of any nature whatsoever. This Report or any of its portion shall not be used as a documentary evidence or otherwise before any investigative agencies or forum of law. This Report is confidential and proprietary to MIPL. The Subscriber and/or any other person(s) may not reproduce, publish or disclose any of the contents of the Report to others without the express authorization of MIPL. This Report is prepared and issued to the Subscriber without any risk, responsibility or liability on the part of MIPL or its officials.

	Contact Number :	91-22-28710927
	Name of Account Holder :	--
	Account Number :	--
	Account Since (Date/Year of Account Opening) :	--
	Average Balance Maintained :	--
	Credit Facilities Enjoyed (CC/OD/Term Loan) :	--
	Account Operation :	--
	Remark :	Number is ringing.

Auditors :	
Name :	Thakkar and Somaiya Chartered Accountants
Address :	101-A/102-B, Giriraj 1 st Floor, Sant Tukaram Road, Mumbai – 400009, Maharashtra, India
PAN N Income-tax PAN of auditor or auditor's firm :	AAAFT1285G
Membership Number:	030819
Memberships :	Not Available
Collaborators :	Not Available
Associates :	Krishna Coil Cutters Private Limited, India (U27106GJ2007PTC050197)
Enterprises which are owned, or have significant influence of or are partners with Key management personnel and their relatives :	Krishna Sales and Marketing, India

CAPITAL STRUCTURE

AS ON 31.03.2017

Authorised Capital :

No. of Shares	Type	Value	Amount
500000	Equity Shares	INR 100/- each	INR 50.000 Million

Issued, Subscribed & Paid-up Capital :

DISCLAIMER : This Report is **PRIVATE & CONFIDENTIAL** and it is prepared at the request of and for its use by the Subscriber only. The Subscriber shall use the contents of the Report merely as an aid to its business. Mira Inform Private Limited ("MIPL") has collated information/data in the Report, which have not been verified unless otherwise specifically mentioned in the Report. The Subscriber shall independently verify the accuracy and correctness of the information/data before in any way acting upon the same. MIPL shall not be liable for any harm, injury, loss or damage caused to the Subscriber due to default by the Subscriber's debtors/beneficiaries in fulfilling their obligations of any nature whatsoever. This Report or any of its portion shall not be used as a documentary evidence or otherwise before any investigative agencies or forum of law. This Report is confidential and proprietary to MIPL. The Subscriber and/or any other person(s) may not reproduce, publish or disclose any of the contents of the Report to others without the express authorization of MIPL. This Report is prepared and issued to the Subscriber without any risk, responsibility or liability on the part of MIPL or its officials.

No. of Shares	Type	Value	Amount
312200	Equity Shares	INR 100/- each	INR 31.220 Million

FINANCIAL DATA
[all figures are in Rupees Million]

ABRIDGED BALANCE SHEET (STANDALONE)

SOURCES OF FUNDS	31.03.2017	31.03.2016	31.03.2015
I. EQUITY AND LIABILITIES			
(1) Shareholders' Funds			
(a) Share Capital	31.220	31.220	31.220
(b) Reserves and Surplus	659.947	595.566	557.709
(c) Money received against share warrants	0.000	0.000	0.000
(2) Share Application money pending allotment	0.000	0.000	0.000
Total Shareholders' Funds (1) + (2)	691.167	626.786	588.929
(3) Non-Current Liabilities			
(a) long-term borrowings	0.711	0.000	0.000
(b) Deferred tax liabilities (Net)	0.000	0.000	0.000
(c) Other long-term liabilities	0.000	0.000	0.260
(d) long-term provisions	0.000	0.000	0.000
Total Non-current Liabilities (3)	0.711	0.000	0.260
(4) Current Liabilities			
(a) Short-term borrowings	341.385	36.673	12.473
(b) Trade payables	205.082	193.097	346.912
(c) Other current liabilities	1144.233	767.828	167.663
(d) Short-term provisions	33.379	20.079	14.879
Total Current Liabilities (4)	1724.079	1017.677	541.927
TOTAL	2415.957	1644.463	1131.116
II. ASSETS			
(1) Non-current assets			
(a) Fixed Assets			
(i) Tangible assets	94.853	54.336	55.903
(ii) Intangible Assets	0.000	0.000	0.000
(iii) Tangible assets capital work-in-progress	0.000	0.000	0.000
(iv) Intangible assets under development	0.000	0.000	0.000
(b) Non-current Investments	65.901	65.901	62.631
(c) Deferred tax assets (net)	0.000	0.000	0.000
(d) Long-term loans and advances	44.034	38.464	54.275
(e) Other Non-current assets	0.000	0.000	0.000
Total Non-Current Assets	204.788	158.701	172.809

DISCLAIMER : This Report is **PRIVATE & CONFIDENTIAL** and it is prepared at the request of and for its use by the Subscriber only. The Subscriber shall use the contents of the Report merely as an aid to its business. Mira Inform Private Limited ("MIPL") has collated information/data in the Report, which have not been verified unless otherwise specifically mentioned in the Report. The Subscriber shall independently verify the accuracy and correctness of the information/data before in any way acting upon the same. MIPL shall not be liable for any harm, injury, loss or damage caused to the Subscriber due to default by the Subscriber's debtors/beneficiaries in fulfilling their obligations of any nature whatsoever. This Report or any of its portion shall not be used as a documentary evidence or otherwise before any investigative agencies or forum of law. This Report is confidential and proprietary to MIPL. The Subscriber and/or any other person(s) may not reproduce, publish or disclose any of the contents of the Report to others without the express authorization of MIPL. This Report is prepared and issued to the Subscriber without any risk, responsibility or liability on the part of MIPL or its officials.

(2) Current assets			
(a) Current investments	0.000	0.000	4.406
(b) Inventories	519.000	576.585	268.754
(c) Trade receivables	1118.475	558.846	438.727
(d) Cash and bank balances	451.596	107.068	174.649
(e) Short-term loans and advances	122.098	243.263	71.771
(f) Other current assets	0.000	0.000	0.000
Total Current Assets	2211.169	1485.762	958.307
TOTAL	2415.957	1644.463	1131.116

PROFIT & LOSS ACCOUNT (STANDALONE)

	PARTICULARS	31.03.2017	31.03.2016	31.03.2015
	SALES			
	Total Revenue from operations	7997.395	5000.957	3787.981
	Other Income	111.640	110.346	18.452
	TOTAL	8109.035	5111.303	3806.433
Less	EXPENSES			
	Purchases of Stock-in-Trade	7688.934	5017.654	3598.673
	Changes in inventories of finished goods, work-in-progress and Stock-in-Trade	57.585	(307.830)	(6.354)
	Employee benefit expense	16.251	10.602	9.380
	Other expenses	170.653	286.755	129.130
	TOTAL	7933.423	5007.181	3730.829
	PROFIT/ (LOSS) BEFORE INTEREST, TAX, DEPRECIATION AND AMORTISATION	175.612	104.122	75.604
Less	FINANCIAL EXPENSES	73.641	42.470	26.198
	PROFIT / (LOSS) BEFORE TAX, DEPRECIATION AND AMORTISATION	101.971	61.652	49.406
Less	DEPRECIATION/ AMORTISATION	5.149	4.562	4.934
	PROFIT/ (LOSS) BEFORE TAX	96.822	57.090	44.472
Less	TAX	33.376	19.233	14.145
	PROFIT/ (LOSS) AFTER TAX	63.446	37.857	30.327
	Earnings / (Loss) Per Share (INR)	203.22	121.26	97.14

DISCLAIMER : This Report is **PRIVATE & CONFIDENTIAL** and it is prepared at the request of and for its use by the Subscriber only. The Subscriber shall use the contents of the Report merely as an aid to its business. Mira Inform Private Limited ("MIPL") has collated information/data in the Report, which have not been verified unless otherwise specifically mentioned in the Report. The Subscriber shall independently verify the accuracy and correctness of the information/data before in any way acting upon the same. MIPL shall not be liable for any harm, injury, loss or damage caused to the Subscriber due to default by the Subscriber's debtors/beneficiaries in fulfilling their obligations of any nature whatsoever. This Report or any of its portion shall not be used as a documentary evidence or otherwise before any investigative agencies or forum of law. This Report is confidential and proprietary to MIPL. The Subscriber and/or any other person(s) may not reproduce, publish or disclose any of the contents of the Report to others without the express authorization of MIPL. This Report is prepared and issued to the Subscriber without any risk, responsibility or liability on the part of MIPL or its officials.

CURRENT MATURITIES OF LONG TERM DEBT DETAILS

Particulars	31.03.2017	31.03.2016	31.03.2015
Current Maturities of Long term debt	NA	NA	NA
Net cash flows from (used in) operations	409.335	(51.826)	(540.653)
Net cash flows from (used in) operating activities	390.194	(65.859)	(25.350)

KEY RATIOS

EFFICIENCY RATIOS

PARTICULARS	31.03.2017	31.03.2016	31.03.2015
Average Collection Days [Sundry Debtors / Income * 365]	51.05	40.79	42.27
Account Receivables Turnover [Income / Sunday Debtors]	7.15	8.95	8.63
Average Payment Days [Sundry Creditors / Purchases * 365]	9.74	14.05	35.19
Inventory Turnover [Operating Income / Inventories]	0.34	0.18	0.28
Asset Turnover [Operating Income / Net Fixed Assets]	1.85	1.92	1.35

LEVERAGE RATIOS

PARTICULARS	31.03.2017	31.03.2016	31.03.2015
Debt Ratio [(Borrowing + Current Liabilities) / Total Assets]	0.71	0.62	0.48
Debt Equity Ratio (Borrowings / NetWorth)	0.49	0.06	0.02
Current Liabilities to Networth (Current Liabilities / NetWorth)	2.49	1.62	0.92
Fixed Assets to NetWorth (Net Fixed Assets / NetWorth)	0.14	0.09	0.09

DISCLAIMER : This Report is **PRIVATE & CONFIDENTIAL** and it is prepared at the request of and for its use by the Subscriber only. The Subscriber shall use the contents of the Report merely as an aid to its business. Mira Inform Private Limited ("MIPL") has collated information/data in the Report, which have not been verified unless otherwise specifically mentioned in the Report. The Subscriber shall independently verify the accuracy and correctness of the information/data before in any way acting upon the same. MIPL shall not be liable for any harm, injury, loss or damage caused to the Subscriber due to default by the Subscriber's debtors/beneficiaries in fulfilling their obligations of any nature whatsoever. This Report or any of its portion shall not be used as a documentary evidence or otherwise before any investigative agencies or forum of law. This Report is confidential and proprietary to MIPL. The Subscriber and/or any other person(s) may not reproduce, publish or disclose any of the contents of the Report to others without the express authorization of MIPL. This Report is prepared and issued to the Subscriber without any risk, responsibility or liability on the part of MIPL or its officials.

Interest Coverage Ratio [PBIT / Financial Charges]		2.38	2.45	2.89
--	--	------	------	------

PROFITABILITY RATIOS

PARTICULARS		31.03.2017	31.03.2016	31.03.2015
Net Profit Margin [(PAT / Sales) * 100]	(%)	0.79	0.76	0.80
Return on Total Assets [(PAT / Total Assets) * 100]	(%)	2.63	2.30	2.68
Return on Investment (ROI) [(PAT / NetWorth) * 100]	(%)	9.18	6.04	5.15

SOLVENCY RATIO

PARTICULARS		31.03.2017	31.03.2016	31.03.2015
Current Ratio [Current Assets / Current Liabilities]		1.28	1.46	1.77
Quick Ratio [(Current Assets - Inventories) / Current Liabilities]		0.98	0.89	1.27
G-Score Ratio Financial [NetWorth / Total Assets]		0.29	0.38	0.52
G-Score Ratio Debt [Debts / Equity Capital]		10.96	1.17	0.40
G-Score Ratio Liquidity [Total Current Assets / Total Current Liabilities]		1.28	1.46	1.77

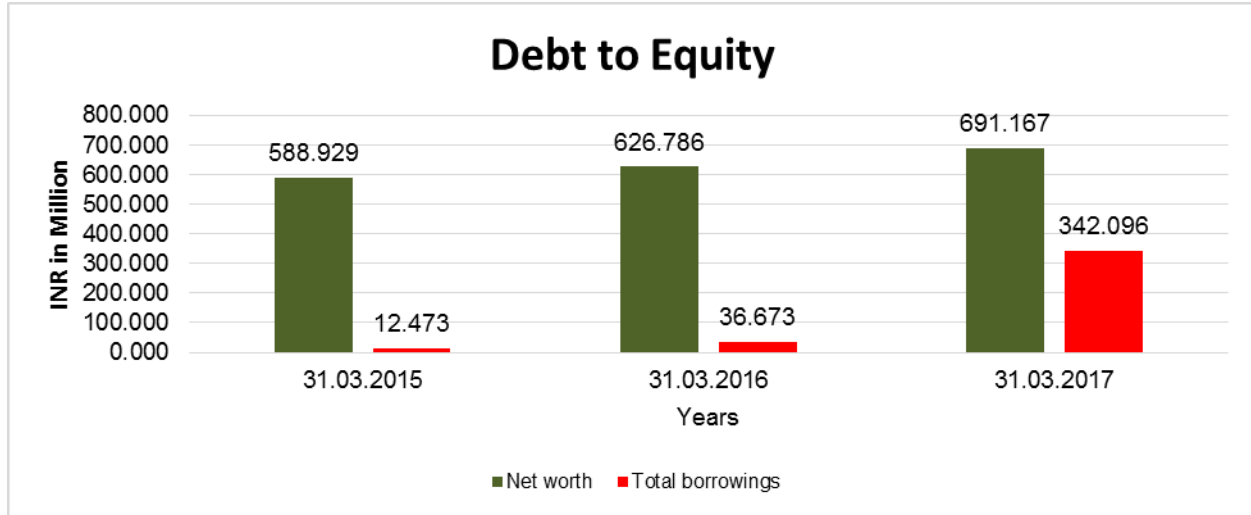
Total Liability = Short-term Debt + Long-term Debt + Current Maturities of Long-term debts

FINANCIAL ANALYSIS
[all figures are in INR Million]

DEBT EQUITY RATIO

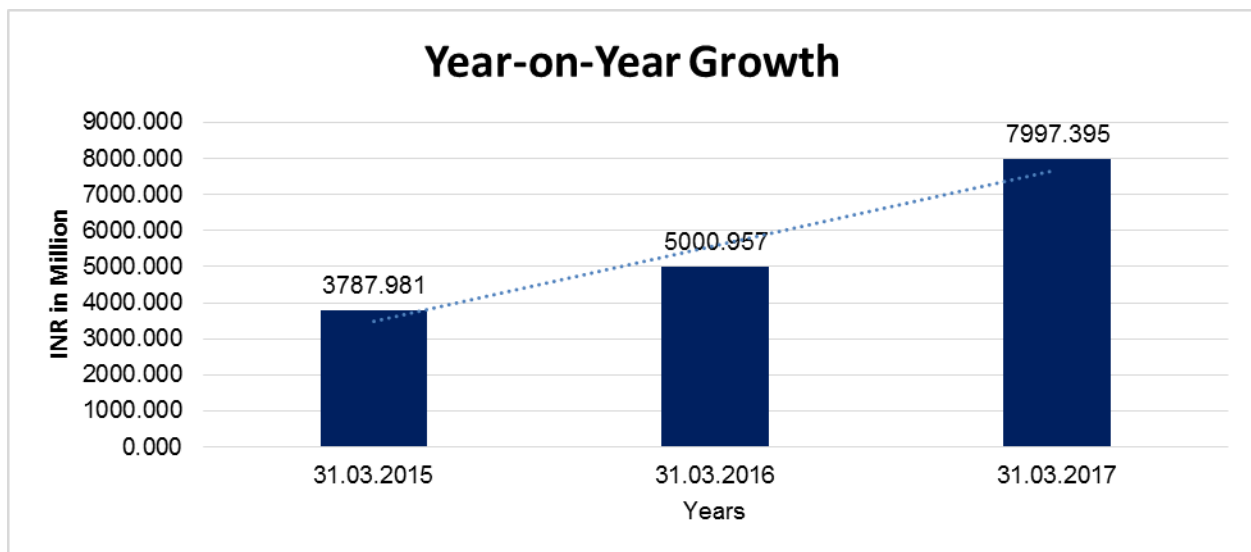
Particular	31.03.2015 (INR In Million)	31.03.2016 (INR In Million)	31.03.2017 (INR In Million)
Share Capital	31.220	31.220	31.220
Reserves & Surplus	557.709	595.566	659.947
Net worth	588.929	626.786	691.167
Long-term borrowings	0.000	0.000	0.711
Short term borrowings	12.473	36.673	341.385
Total borrowings	12.473	36.673	342.096
Debt/Equity ratio	0.021	0.059	0.495

DISCLAIMER : This Report is **PRIVATE & CONFIDENTIAL** and it is prepared at the request of and for its use by the Subscriber only. The Subscriber shall use the contents of the Report merely as an aid to its business. Mira Inform Private Limited ("MIPL") has collated information/data in the Report, which have not been verified unless otherwise specifically mentioned in the Report. The Subscriber shall independently verify the accuracy and correctness of the information/data before in any way acting upon the same. MIPL shall not be liable for any harm, injury, loss or damage caused to the Subscriber due to default by the Subscriber's debtors/beneficiaries in fulfilling their obligations of any nature whatsoever. This Report or any of its portion shall not be used as a documentary evidence or otherwise before any investigative agencies or forum of law. This Report is confidential and proprietary to MIPL. The Subscriber and/or any other person(s) may not reproduce, publish or disclose any of the contents of the Report to others without the express authorization of MIPL. This Report is prepared and issued to the Subscriber without any risk, responsibility or liability on the part of MIPL or its officials.



YEAR-ON-YEAR GROWTH

Year on Year Growth	31.03.2015 (INR In Million)	31.03.2016 (INR In Million)	31.03.2017 (INR In Million)
Sales	3787.981	5000.957	7997.395
		32.022	59.917

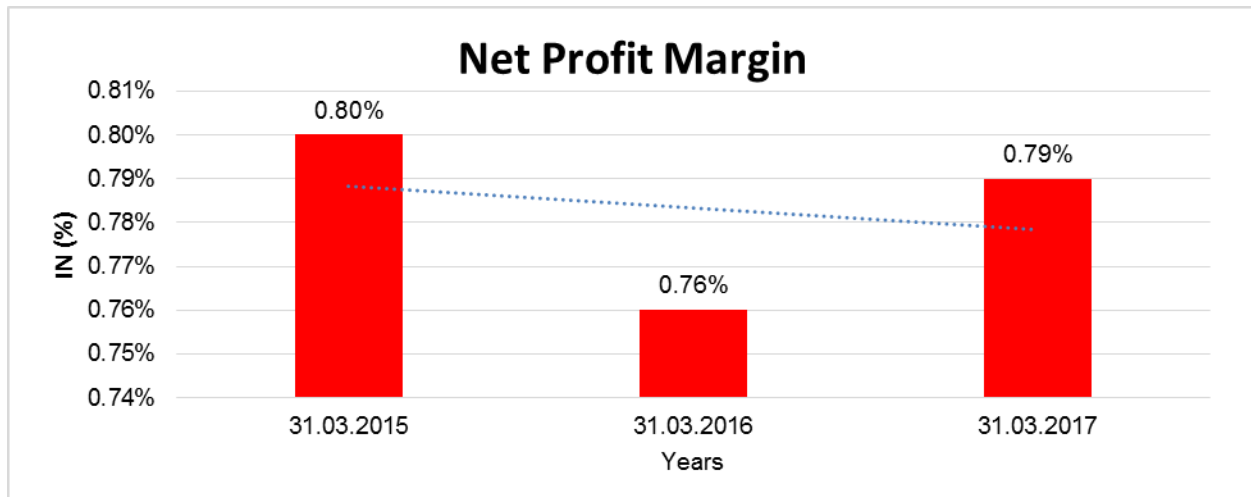


NET PROFIT MARGIN

Net Profit Margin	31.03.2015	31.03.2016	31.03.2017

DISCLAIMER : This Report is **PRIVATE & CONFIDENTIAL** and it is prepared at the request of and for its use by the Subscriber only. The Subscriber shall use the contents of the Report merely as an aid to its business. Mira Inform Private Limited ("MIPL") has collated information/data in the Report, which have not been verified unless otherwise specifically mentioned in the Report. The Subscriber shall independently verify the accuracy and correctness of the information/data before in any way acting upon the same. MIPL shall not be liable for any harm, injury, loss or damage caused to the Subscriber due to default by the Subscriber's debtors/beneficiaries in fulfilling their obligations of any nature whatsoever. This Report or any of its portion shall not be used as a documentary evidence or otherwise before any investigative agencies or forum of law. This Report is confidential and proprietary to MIPL. The Subscriber and/or any other person(s) may not reproduce, publish or disclose any of the contents of the Report to others without the express authorization of MIPL. This Report is prepared and issued to the Subscriber without any risk, responsibility or liability on the part of MIPL or its officials.

	(INR In Million)	(INR In Million)	(INR In Million)
Sales	3787.981	5000.957	7997.395
Profit/ (Loss)	30.327	37.857	63.446
	0.80 %	0.76 %	0.79 %



ABRIDGED BALANCE SHEET (CONSOLIDATED)

SOURCES OF FUNDS	31.03.2017	31.03.2016
I. EQUITY AND LIABILITIES		
(1) Shareholders' Funds		
(a) Share Capital	31.220	31.220
(b) Reserves and Surplus	701.542	627.763
(c) Money received against share warrants	0.000	0.000
(2) Share Application money pending allotment	0.000	0.000
Total Shareholders' Funds (1) + (2)	732.762	658.983
(3) Non-Current Liabilities		
(a) long-term borrowings	0.711	0.000
(b) Deferred tax liabilities (Net)	0.000	0.000
(c) Other long-term liabilities	0.000	0.000
(d) long-term provisions	0.000	0.000
Total Non-current Liabilities (3)	0.711	0.000
(4) Current Liabilities		
(a) Short-term borrowings	341.385	36.673
(b) Trade payables	205.082	193.097

DISCLAIMER : This Report is **PRIVATE & CONFIDENTIAL** and it is prepared at the request of and for its use by the Subscriber only. The Subscriber shall use the contents of the Report merely as an aid to its business. Mira Inform Private Limited ("MIPL") has collated information/data in the Report, which have not been verified unless otherwise specifically mentioned in the Report. The Subscriber shall independently verify the accuracy and correctness of the information/data before in any way acting upon the same. MIPL shall not be liable for any harm, injury, loss or damage caused to the Subscriber due to default by the Subscriber's debtors/beneficiaries in fulfilling their obligations of any nature whatsoever. This Report or any of its portion shall not be used as a documentary evidence or otherwise before any investigative agencies or forum of law. This Report is confidential and proprietary to MIPL. The Subscriber and/or any other person(s) may not reproduce, publish or disclose any of the contents of the Report to others without the express authorization of MIPL. This Report is prepared and issued to the Subscriber without any risk, responsibility or liability on the part of MIPL or its officials.

(c) Other current liabilities	1144.233	767.828
(d) Short-term provisions	33.379	20.079
Total Current Liabilities (4)	1724.079	1017.677
TOTAL	2457.552	1676.660
II. ASSETS		
(1) Non-current assets		
(a) Fixed Assets		
(i) Tangible assets	94.853	54.336
(ii) Intangible Assets	0.000	0.000
(iii) Tangible assets capital work-in-progress	0.000	0.000
(iv) Intangible assets under development	0.000	0.000
(b) Non-current Investments	107.496	98.099
(c) Deferred tax assets (net)	0.000	0.000
(d) Long-term loans and advances	44.034	38.464
(e) Other Non-current assets	0.000	0.000
Total Non-Current Assets	246.383	190.899
(2) Current assets		
(a) Current investments	0.000	0.000
(b) Inventories	519.000	576.585
(c) Trade receivables	1118.475	558.846
(d) Cash and bank balances	451.596	107.068
(e) Short-term loans and advances	122.098	243.262
(f) Other current assets	0.000	0.000
Total Current Assets	2211.169	1485.761
TOTAL	2457.552	1676.660

PROFIT & LOSS ACCOUNT (CONSOLIDATED)

	PARTICULARS	31.03.2017	31.03.2016
	SALES		
	Total Revenue from operations	7997.395	5000.957
	Other Income	111.640	110.346
	TOTAL	8109.035	5111.303
Less	EXPENSES		
	Purchases of Stock-in-Trade	7688.934	5017.654
	Changes in inventories of finished goods, work-in-progress and Stock-in-Trade	57.585	(307.830)
	Employee benefit expense	16.251	10.602
	Other expenses	170.653	286.755
	TOTAL	7933.423	5007.181

DISCLAIMER : This Report is **PRIVATE & CONFIDENTIAL** and it is prepared at the request of and for its use by the Subscriber only. The Subscriber shall use the contents of the Report merely as an aid to its business. Mira Inform Private Limited ("MIPL") has collated information/data in the Report, which have not been verified unless otherwise specifically mentioned in the Report. The Subscriber shall independently verify the accuracy and correctness of the information/data before in any way acting upon the same. MIPL shall not be liable for any harm, injury, loss or damage caused to the Subscriber due to default by the Subscriber's debtors/beneficiaries in fulfilling their obligations of any nature whatsoever. This Report or any of its portion shall not be used as a documentary evidence or otherwise before any investigative agencies or forum of law. This Report is confidential and proprietary to MIPL. The Subscriber and/or any other person(s) may not reproduce, publish or disclose any of the contents of the Report to others without the express authorization of MIPL. This Report is prepared and issued to the Subscriber without any risk, responsibility or liability on the part of MIPL or its officials.

	PROFIT/ (LOSS) BEFORE INTEREST, TAX, DEPRECIATION AND AMORTISATION	175.612	104.122
Less	FINANCIAL EXPENSES	73.641	42.470
	PROFIT / (LOSS) BEFORE TAX, DEPRECIATION AND AMORTISATION	101.971	61.652
Less/ Add	DEPRECIATION/ AMORTISATION	5.149	4.562
	PROFIT/ (LOSS) BEFORE TAX	96.822	57.090
Less	TAX	33.376	19.233
	PROFIT/ (LOSS) AFTER TAX	63.446	37.857
	Earnings / (Loss) Per Share (INR)	203.22	121.26

LOCAL AGENCY FURTHER INFORMATION

Sr. No.	Check list by info agents	Available in Report (Yes/No)
1	Year of establishment	Yes
2	Constitution of the entity -Incorporation details	Yes
3	Locality of the entity	Yes
4	Premises details	yes
5	Buyer visit details	--
6	Contact numbers	Yes
7	Name of the person contacted	Yes
8	Designation of contact person	Yes
9	Promoter's background	Yes
10	Date of Birth of Proprietor / Partners / Directors	Yes
11	Pan Card No. of Proprietor / Partners	Yes
12	Voter Id Card No. of Proprietor / Partners	No
13	Type of business	Yes
14	Line of Business	Yes
15	Export/import details (if applicable)	Yes
16	No. of employees	Yes
17	Details of sister concerns	Yes
18	Major suppliers	No
19	Major customers	No
20	Banking Details	Yes
21	Banking facility details	Yes

DISCLAIMER : This Report is **PRIVATE & CONFIDENTIAL** and it is prepared at the request of and for its use by the Subscriber only. The Subscriber shall use the contents of the Report merely as an aid to its business. Mira Inform Private Limited ("MIPL") has collated information/data in the Report, which have not been verified unless otherwise specifically mentioned in the Report. The Subscriber shall independently verify the accuracy and correctness of the information/data before in any way acting upon the same. MIPL shall not be liable for any harm, injury, loss or damage caused to the Subscriber due to default by the Subscriber's debtors/beneficiaries in fulfilling their obligations of any nature whatsoever. This Report or any of its portion shall not be used as a documentary evidence or otherwise before any investigative agencies or forum of law. This Report is confidential and proprietary to MIPL. The Subscriber and/or any other person(s) may not reproduce, publish or disclose any of the contents of the Report to others without the express authorization of MIPL. This Report is prepared and issued to the Subscriber without any risk, responsibility or liability on the part of MIPL or its officials.

22	Conduct of the banking account	--
23	Financials, if provided	Yes
24	Capital in the business	Yes
25	Last accounts filed at ROC, if applicable	Yes
26	Turnover of firm for last three years	Yes
27	Reasons for variation <> 20%	--
28	Estimation for coming financial year	No
29	Profitability for last three years	Yes
30	Major shareholders, if available	Yes
31	External Agency Rating, if available	Yes
32	Litigations that the firm/promoter involved in	--
33	Market information	--
34	Payments terms	Yes
35	Negative Reporting by Auditors in the Annual Report	No

REVIEW OF OPERATION:

STANDALONE PERFORMANCE:

During the year, the company has been able to achieve Sales and Other Income of INR 8109.035 Million and Increased by 58.65% as compared to the previous year. The Pre-Tax Net Profits have up by INR 96.822 Million in the Current Year to INR 57.090 Million. in Previous Year representing upward trend by 69.60%. Thus the margin of net profit increased by 69.60%.

However the margins have been increased marginally due to increase in volume of Turnover in slack and tough competitive markets in the Current Year as compared to the previous year. The performance of the company even though is quiet better. The directors are however confident and capable as well to maintain the status quo as long as their consistent efforts to up lift the efficiencies in all the segments of its operation in the prevailing circumstances of market in India as well as International Market.

FUTURE OUTLOOK:

The economy has been passing through slow down particularly in automobiles, construction and infrastructures in view of lack of fund with Governmental Authorities. However, the directors feel that this scenario would not last too long and rays of hopes cannot be ruled out. As a protective approach, the directors are finding new avenues and opportunities to strengthen the working of the company.

Note: Registered office of the company has been shifted from Village Sapaon Post Office Khutghar Tal Shahpur, Thane – 421601, Maharashtra, India to the present address w.e.f. 01.04.2008.

UNSECURED LOANS:

(INR In Million)

Particulars	As on 31.03.2017	As on 31.03.2016
Long Term Borrowings		
Other loans and advances	0.711	0.000

DISCLAIMER : This Report is **PRIVATE & CONFIDENTIAL** and it is prepared at the request of and for its use by the Subscriber only. The Subscriber shall use the contents of the Report merely as an aid to its business. Mira Inform Private Limited ("MIPL") has collated information/data in the Report, which have not been verified unless otherwise specifically mentioned in the Report. The Subscriber shall independently verify the accuracy and correctness of the information/data before in any way acting upon the same. MIPL shall not be liable for any harm, injury, loss or damage caused to the Subscriber due to default by the Subscriber's debtors/beneficiaries in fulfilling their obligations of any nature whatsoever. This Report or any of its portion shall not be used as a documentary evidence or otherwise before any investigative agencies or forum of law. This Report is confidential and proprietary to MIPL. The Subscriber and/or any other person(s) may not reproduce, publish or disclose any of the contents of the Report to others without the express authorization of MIPL. This Report is prepared and issued to the Subscriber without any risk, responsibility or liability on the part of MIPL or its officials.

SHORT TERM BORROWING		
Other loans and advances	160.685	5.044
Loans and advances from related parties	72.500	19.305
Intercorporate deposits	108.200	12.324
Total	342.096	36.673

INDEX OF CHARGES

SN o	SRN	Charge Id	Charge Holder Name	Date of Creation	Date of Modification	Date of Satisfaction	Amount	Address
1	G34728055	100074975	BANK OF BARODA	23/12/2016	-	-	40000000.0	SHANTINATH SHOPPING CENTRE, 1ST FLOOR, S. V. ROAD, MALAD (WEST), MUMBAI 400064IN
2	G37954856	90152278	BANK OF BARODA	28/09/2005	10/02/2017	-	1150000000.0	SHANTINATH SHOPPING CENTRE, 1ST FLOOR, S. V. ROAD, MALAD (WEST) MUMBAI 400064IN
3	G37955143	80027869	BANK OF BARODA	28/09/2005	10/02/2017	-	1150000000.0	SHANTINATH SHOPPING CENTRE, 1ST FLOOR, S. V. ROAD, MALAD (WEST) MUMBAI 400064IN

DISCLAIMER : This Report is **PRIVATE & CONFIDENTIAL** and it is prepared at the request of and for its use by the Subscriber only. The Subscriber shall use the contents of the Report merely as an aid to its business. Mira Inform Private Limited ("MIPL") has collated information/data in the Report, which have not been verified unless otherwise specifically mentioned in the Report. The Subscriber shall independently verify the accuracy and correctness of the information/data before in any way acting upon the same. MIPL shall not be liable for any harm, injury, loss or damage caused to the Subscriber due to default by the Subscriber's debtors/beneficiaries in fulfilling their obligations of any nature whatsoever. This Report or any of its portion shall not be used as a documentary evidence or otherwise before any investigative agencies or forum of law. This Report is confidential and proprietary to MIPL. The Subscriber and/or any other person(s) may not reproduce, publish or disclose any of the contents of the Report to others without the express authorization of MIPL. This Report is prepared and issued to the Subscriber without any risk, responsibility or liability on the part of MIPL or its officials.

FIXED ASSETS:

- Building
- Plant and Equipment
- Furniture and Fixture
- Vehicles
- Motor Vehicle
- Office Equipment
- Computer Equipment

CMT REPORT (Corruption, Money Laundering & Terrorism)

The Public Notice information has been collected from various sources including but not limited to: **The Courts, India Prisons Service, Interpol, etc.**

1] INFORMATION ON DESIGNATED PARTY

No records exist designating subject or any of its beneficial owners, controlling shareholders or senior officers as terrorist or terrorist organization or whom notice had been received that all financial transactions involving their assets have been blocked or convicted, found guilty or against whom a judgement or order had been entered in a proceedings for violating money-laundering, anti-corruption or bribery or international economic or anti-terrorism sanction laws or whose assets were seized, blocked, frozen or ordered forfeited for violation of money laundering or international anti-terrorism laws.

2] Court Declaration :

No records exist to suggest that subject is or was the subject of any formal or informal allegations, prosecutions or other official proceeding for making any prohibited payments or other improper payments to government officials for engaging in prohibited transactions or with designated parties.

3] Asset Declaration :

No records exist to suggest that the property or assets of the subject are derived from criminal conduct or a prohibited transaction.

4] Record on Financial Crime :

Charges or conviction registered against subject: **None**

5] Records on Violation of Anti-Corruption Laws :

Charges or investigation registered against subject: **None**

6] Records on Int'l Anti-Money Laundering Laws/Standards :

Charges or investigation registered against subject: **None**

7] Criminal Records

No available information exist that suggest that subject or any of its principals have been formally charged or convicted by a competent governmental authority for any financial crime or under any formal investigation by a competent government authority for any violation of anti-corruption laws or international anti-money laundering laws or standard.

8] Affiliation with Government :

No record exists to suggest that any director or indirect owners, controlling shareholders, director, officer or employee of the company is a government official or a family member or close business associate of a Government official.

9] Compensation Package :

Our market survey revealed that the amount of compensation sought by the subject is fair and reasonable and comparable to compensation paid to others for similar services.

10] Press Report :

No press reports / filings exists on the subject.

CORPORATE GOVERNANCE

MIRA INFORM as part of its Due Diligence do provide comments on Corporate Governance to identify management and governance. These factors often have been predictive and in some cases have created vulnerabilities to credit deterioration.

Our Governance Assessment focuses principally on the interactions between a company's management, its Board of Directors, Shareholders and other financial stakeholders.

CONTRAVENTION

Subject is not known to have contravened any existing local laws, regulations or policies that prohibit, restrict or otherwise affect the terms and conditions that could be included in the agreement with the subject.

FOREIGN EXCHANGE RATES

Currency	Unit	INR
US Dollar	1	INR 68.05
UK Pound	1	INR 90.30
Euro	1	INR 80.54

INFORMATION DETAILS

Information Gathered by :	SWT
Analysis Done by :	NYT
Report Prepared by :	MTN

SCORE FACTORS

DEMERIT POINTS		
--BANK CHARGES	YES/NO	NO
--LITIGATION	YES/NO	NO
--OTHER ADVERSE INFORMATION	YES/NO	NO
MERIT POINTS		
--SOLE DISTRIBUTORSHIP	YES/NO	NO
--EXPORT ACTIVITIES	YES/NO	NO
--AFFILIATION	YES/NO	YES
--LISTED	YES/NO	NO
--OTHER MERIT FACTORS	YES/NO	YES

RATING EXPLANATIONS

Credit Rating	Explanation	Rating Comments
A++	Minimum Risk	Business dealings permissible with minimum risk of default
A+	Low Risk	Business dealings permissible with low risk of default
A	Acceptable Risk	Business dealings permissible with moderate risk of default
B	Medium Risk	Business dealings permissible on a regular monitoring basis
C	Medium High Risk	Business dealings permissible preferably on secured basis
D	High Risk	Business dealing not recommended or on secured terms only
NB	New Business	No recommendation can be done due to business in infancy stage
NT	No Trace	No recommendation can be done as the business is not traceable

NB is stated where there is insufficient information to facilitate rating. However, it is not to be considered as unfavourable.

This score serves as a reference to assess SC's credit risk and to set the amount of credit to be extended. It is calculated from a composite of weighted scores obtained from each of the major sections of this report. The assessed factors are as follows:

- Financial condition covering various ratios
- Company background and operations size
- Promoters / Management background
- Payment record
- Litigation against the subject
- Industry scenario / competitor analysis
- Supplier / Customer / Banker review (wherever available)

DISCLAIMER : This Report is **PRIVATE & CONFIDENTIAL** and it is prepared at the request of and for its use by the Subscriber only. The Subscriber shall use the contents of the Report merely as an aid to its business. Mira Inform Private Limited ("MIPL") has collated information/data in the Report, which have not been verified unless otherwise specifically mentioned in the Report. The Subscriber shall independently verify the accuracy and correctness of the information/data before in any way acting upon the same. MIPL shall not be liable for any harm, injury, loss or damage caused to the Subscriber due to default by the Subscriber's debtors/beneficiaries in fulfilling their obligations of any nature whatsoever. This Report or any of its portion shall not be used as a documentary evidence or otherwise before any investigative agencies or forum of law. This Report is confidential and proprietary to MIPL. The Subscriber and/or any other person(s) may not reproduce, publish or disclose any of the contents of the Report to others without the express authorization of MIPL. This Report is prepared and issued to the Subscriber without any risk, responsibility or liability on the part of MIPL or its officials.