

**MIRA INFORM REPORT**

<b>Report No. :</b>	521324
<b>Report Date :</b>	26.07.2018

**IDENTIFICATION DETAILS**

<b>Name :</b>	SANDS PRECISION PRIVATE LIMITED
<b>Registered Office :</b>	M1, 5th Cross, First Stage, Peenya Industrial Area Peenya, Bangalore – 560058, Karnataka
<b>Tel. No.:</b>	91-80-28393808
<b>Country :</b>	India
<b>Financials (as on) :</b>	31.03.2017
<b>Date of Incorporation :</b>	13.06.1997
<b>CIN No.:</b> [Company Identification No.]	U31909KA1997PTC022381
<b>Capital Investment / Paid-up Capital :</b>	INR 0.500 Million
<b>PAN No.:</b> [Permanent Account No.]	AADCS9954P
<b>GSTN :</b> [Goods & Service Tax Registration No.]	29AADCS9954P1Z9
<b>Legal Form :</b>	Private Limited Liability Company.
<b>Line of Business :</b>	Manufacturer of CNC Lathe and Allied Products. [Registered Activity]
<b>No. of Employees :</b>	Information declined by the management

**RATING & COMMENTS**

(Mira Inform has adopted New Rating mechanism w.e.f. 23<sup>rd</sup> January 2017)

<b>MIRA's Rating :</b>	A
------------------------	---

<b>Credit Rating</b>	<b>Explanation</b>	<b>Rating Comments</b>
A	Acceptable Risk	Business dealings permissible with moderate risk of default

**DISCLAIMER :** This Report is **PRIVATE & CONFIDENTIAL** and it is prepared at the request of and for its use by the Subscriber only. The Subscriber shall use the contents of the Report merely as an aid to its business. Mira Inform Private Limited ("MIPL") has collated information/data in the Report, which have not been verified unless otherwise specifically mentioned in the Report. The Subscriber shall independently verify the accuracy and correctness of the information/data before in any way acting upon the same. MIPL shall not be liable for any harm, injury, loss or damage caused to the Subscriber due to default by the Subscriber's debtors/beneficiaries in fulfilling their obligations of any nature whatsoever. This Report or any of its portion shall not be used as a documentary evidence or otherwise before any investigative agencies or forum of law. This Report is confidential and proprietary to MIPL. The Subscriber and/or any other person(s) may not reproduce, publish or disclose any of the contents of the Report to others without the express authorization of MIPL. This Report is prepared and issued to the Subscriber without any risk, responsibility or liability on the part of MIPL or its officials.

<b>Maximum Credit Limit :</b>	USD 200000
<b>Status :</b>	Good
<b>Payment Behaviour :</b>	Regular
<b>Litigation :</b>	Clear
<b>Comments :</b>	<p>Subject is an established company incorporated in the year 1997 having good track records.</p> <p>For the financial year ended 2017, the company has witnessed a growth in its revenue and has achieved good profit margin at 9.19% (approx.)</p> <p>The company possesses sound financial profile marked by healthy net worth base along with debt free balance sheet of the company.</p> <p>The company also derives strength from its long established track record of business operations.</p> <p>Trade relations are reported as fair. Business is active. Payment terms are seems to be regular and as per commitments.</p> <p>In view of aforesaid, the company can be considered for business dealings at usual trade terms and conditions.</p>

**NOTES :**

Any query related to this report can be made on e-mail : [infodept@mirainform.com](mailto:infodept@mirainform.com) while quoting report number, name and date.

**ECGC Country Risk Classification List**

Country Name	Previous Rating (31.12.2017)	Current Rating (01.04.2018)
India	A1	A1

Risk Category	ECGC Classification
Insignificant	A1
Low Risk	A2
Moderately Low Risk	B1
Moderate Risk	B2
Moderately High Risk	C1
High Risk	C2
Very High Risk	D

**DISCLAIMER :** This Report is **PRIVATE & CONFIDENTIAL** and it is prepared at the request of and for its use by the Subscriber only. The Subscriber shall use the contents of the Report merely as an aid to its business. Mira Inform Private Limited ("MIPL") has collated information/data in the Report, which have not been verified unless otherwise specifically mentioned in the Report. The Subscriber shall independently verify the accuracy and correctness of the information/data before in any way acting upon the same. MIPL shall not be liable for any harm, injury, loss or damage caused to the Subscriber due to default by the Subscriber's debtors/beneficiaries in fulfilling their obligations of any nature whatsoever. This Report or any of its portion shall not be used as a documentary evidence or otherwise before any investigative agencies or forum of law. This Report is confidential and proprietary to MIPL. The Subscriber and/or any other person(s) may not reproduce, publish or disclose any of the contents of the Report to others without the express authorization of MIPL. This Report is prepared and issued to the Subscriber without any risk, responsibility or liability on the part of MIPL or its officials.

\_\_\_\_\_

**EXTERNAL AGENCY RATING**

<b>Rating Agency Name</b>	Not Available
<b>Rating</b>	Not Available
<b>Rating Explanation</b>	Not Available
<b>Date</b>	Not Available

**RBI DEFAULTERS' LIST STATUS**

Subject's name is not enlisted as a defaulter in the publicly available RBI Defaulters' list.

**EPF (Employee Provident Fund) DEFAULTERS' LIST STATUS**

Subject's name is not enlisted as a defaulter in the publicly available EPF (Employee Provident Fund) Defaulters' list as of 31-03-2018.

**BIFR (Board for Industrial & Financial Reconstruction) LISTING STATUS**

Subject's name is not listed as a Sick Unit in the publicly available BIFR (Board for Industrial & Financial Reconstruction) list as of 26.07.2018.

**IBBI (Insolvency and Bankruptcy Board of India) LISTING STATUS**

Subject's name is not listed in the publicly available IBBI (Insolvency and Bankruptcy Board of India) list as of report date.

**INFORMATION DENIED BY**

<b>Name :</b>	Mr. Pandeshwar Dinesh
<b>Designation :</b>	Director
<b>Contact No.:</b>	91-80-28393808 91-8722801464
<b>Date :</b>	24.07.2018

**LOCATIONS**

<b>Registered Office :</b>	M1, 5 <sup>th</sup> Cross, First Stage, Peenya Industrial Area Peenya, Bangalore – 560058, Karnataka, India
<b>Tel. No.:</b>	91-80-28393808
<b>Mob. No.:</b>	91-8722801464 [Mr. Pandeshwar Dinesh]
<b>Fax No.:</b>	Not Available
<b>E-Mail :</b>	<a href="mailto:contact@sandsprecision.in">contact@sandsprecision.in</a> <a href="mailto:sandsprecision@gmail.com">sandsprecision@gmail.com</a> <a href="mailto:metabuild@hotmail.com">metabuild@hotmail.com</a>
<b>Website :</b>	<a href="http://sandsprecision.in">http://sandsprecision.in</a>

**DIRECTORS**

**As on 31.03.2018**

<b>Name :</b>	Mr. Pakiriswamy Sivagnanam		
<b>Designation :</b>	Director		
<b>Address :</b>	No. 5, I Main, I Block, R.T. Nagar, Bangalore – 560032, Karnataka, India		
<b>Date of Birth/Age :</b>	09.09.1958		
<b>Date of Appointment :</b>	13.06.1997		
<b>DIN No.:</b>	00927590		
<b>Other Directorship:</b>			
	<b>CIN/FCRN</b>	<b>Company Name</b>	<b>Begin Date</b>
	U31101KA1994PTC015798	METAL BUILD-TECH PRIVATE LIMITED	27/06/1994
	<b>End Date</b>		
			-
<b>Name :</b>	Mr. Pandeshwar Dinesh		
<b>Designation :</b>	Director		
<b>Address :</b>	No. 1384, 12th C Cross, 7th Main, WOC 2nd Stage, Mahalaxmipuram, Bangalore - 560086, Karnataka, India		

**DISCLAIMER :** This Report is **PRIVATE & CONFIDENTIAL** and it is prepared at the request of and for its use by the Subscriber only. The Subscriber shall use the contents of the Report merely as an aid to its business. Mira Inform Private Limited ("MIPL") has collated information/data in the Report, which have not been verified unless otherwise specifically mentioned in the Report. The Subscriber shall independently verify the accuracy and correctness of the information/data before in any way acting upon the same. MIPL shall not be liable for any harm, injury, loss or damage caused to the Subscriber due to default by the Subscriber's debtors/beneficiaries in fulfilling their obligations of any nature whatsoever. This Report or any of its portion shall not be used as a documentary evidence or otherwise before any investigative agencies or forum of law. This Report is confidential and proprietary to MIPL. The Subscriber and/or any other person(s) may not reproduce, publish or disclose any of the contents of the Report to others without the express authorization of MIPL. This Report is prepared and issued to the Subscriber without any risk, responsibility or liability on the part of MIPL or its officials.

**SANDS PRECISION PRIVATE LIMITED - 521324**

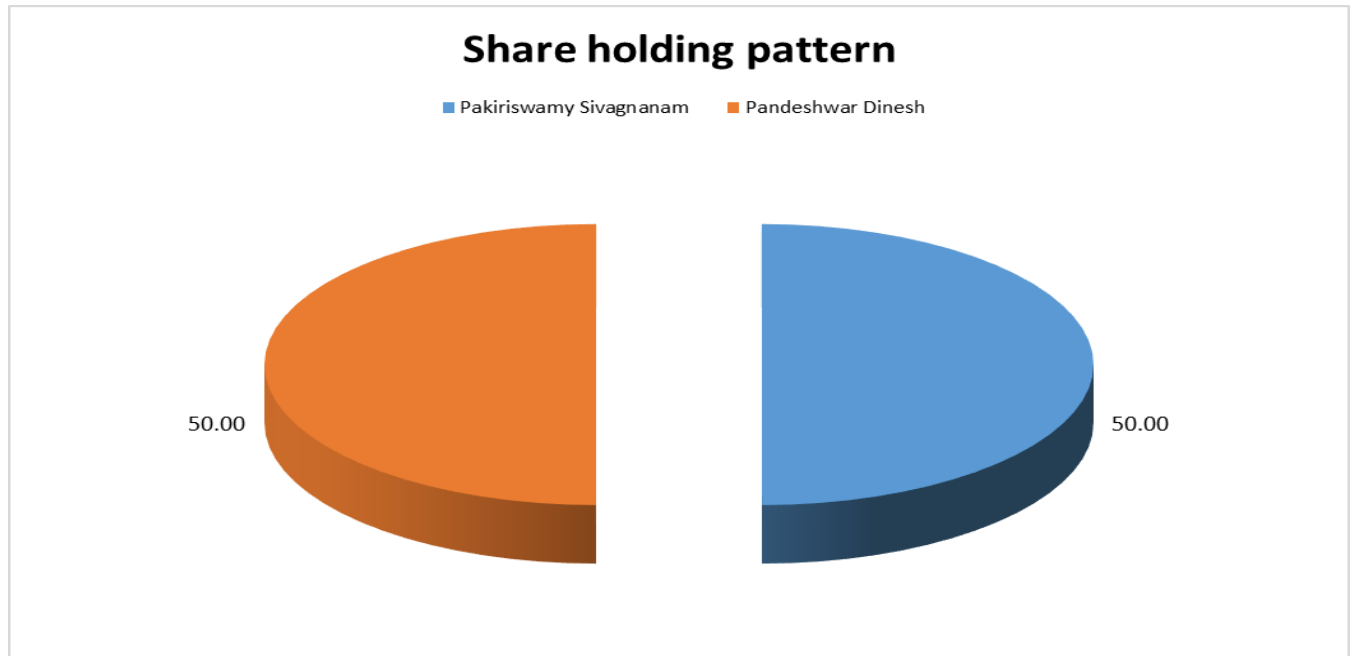
**PAGE NO. : 5**

Date of Birth/Age :	22.09.1962		
Date of Appointment :	13.06.1997		
DIN No.:	00927624		
<b>Other Directorship:</b>			
<b>CIN/FCRN</b>	<b>Company Name</b>	<b>Begin Date</b>	<b>End Date</b>
U31101KA1994PTC015798	METAL BUILD-TECH PRIVATE LIMITED	27/06/1994	-

**MAJOR SHAREHOLDERS / SHAREHOLDING PATTERN**

As on 31.03.2017

Names of Shareholders	No. of Shares	% of Holding
Pakiriswamy Sivagnanam	2500	50.00
Pandeshwar Dinesh	2500	50.00
<b>Total</b>	<b>5000</b>	<b>100.00</b>



**Equity Share Break up (Percentage of Total Equity)**

As on 30.09.2017

Category	Percentage
Promoter – (Individual/ Hindu Undivided Family – Indian)	100.00
<b>Total</b>	<b>100.00</b>

**DISCLAIMER** : This Report is **PRIVATE & CONFIDENTIAL** and it is prepared at the request of and for its use by the Subscriber only. The Subscriber shall use the contents of the Report merely as an aid to its business. Mira Inform Private Limited ("MIPL") has collated information/data in the Report, which have not been verified unless otherwise specifically mentioned in the Report. The Subscriber shall independently verify the accuracy and correctness of the information/data before in any way acting upon the same. MIPL shall not be liable for any harm, injury, loss or damage caused to the Subscriber due to default by the Subscriber's debtors/beneficiaries in fulfilling their obligations of any nature whatsoever. This Report or any of its portion shall not be used as a documentary evidence or otherwise before any investigative agencies or forum of law. This Report is confidential and proprietary to MIPL. The Subscriber and/or any other person(s) may not reproduce, publish or disclose any of the contents of the Report to others without the express authorization of MIPL. This Report is prepared and issued to the Subscriber without any risk, responsibility or liability on the part of MIPL or its officials.

**BUSINESS DETAILS**

<b>Line of Business :</b>	Manufacturer of CNC Lathe and Allied Products. [Registered Activity]
<b>Products :</b>	CNC Lathe and Allied Products
<b>Brand Names :</b>	Not Divulged
<b>Agencies Held :</b>	Not Divulged
<b>Exports :</b>	Not Divulged
<b>Imports :</b>	Not Divulged
<b>Terms :</b>	Not Divulged

**PRODUCTION STATUS NOT AVAILABLE**

**GENERAL INFORMATION**

<b>Suppliers :</b>	<b>Reference :</b>	Not Divulged
	<b>Name of the Person :</b>	--
	<b>Contact No.:</b>	--
	<b>Since How Long Known :</b>	--
	<b>Maximum Limit Dealt :</b>	--
	<b>Experience :</b>	--
	<b>Remark:</b>	--
<b>Customers :</b>	<b>Reference :</b>	Not Divulged
	<b>Name of the Person :</b>	--
	<b>Contact No.:</b>	--
	<b>Since How Long Known :</b>	--
	<b>Maximum Limit Dealt :</b>	--
	<b>Experience :</b>	--
	<b>Remark:</b>	--
<b>No. of Employees :</b>	Information declined by the management	
<b>Bankers :</b>	<b>Bank Name</b>	Indian Bank
	<b>Branch</b>	SME Branch, Peenya Indl. Estate, No. 130, 100 ft. Road, Near Jalahalli Cross, Bangalore – 560057, Karnataka, India
	<b>Person Name (With</b>	--

**DISCLAIMER :** This Report is **PRIVATE & CONFIDENTIAL** and it is prepared at the request of and for its use by the Subscriber only. The Subscriber shall use the contents of the Report merely as an aid to its business. Mira Inform Private Limited ("MIPL") has collated information/data in the Report, which have not been verified unless otherwise specifically mentioned in the Report. The Subscriber shall independently verify the accuracy and correctness of the information/data before in any way acting upon the same. MIPL shall not be liable for any harm, injury, loss or damage caused to the Subscriber due to default by the Subscriber's debtors/beneficiaries in fulfilling their obligations of any nature whatsoever. This Report or any of its portion shall not be used as a documentary evidence or otherwise before any investigative agencies or forum of law. This Report is confidential and proprietary to MIPL. The Subscriber and/or any other person(s) may not reproduce, publish or disclose any of the contents of the Report to others without the express authorization of MIPL. This Report is prepared and issued to the Subscriber without any risk, responsibility or liability on the part of MIPL or its officials.

**SANDS PRECISION PRIVATE LIMITED - 521324**

**PAGE NO. : 7**

	<b>Designation)</b>		
	<b>Contact Number</b>	--	
	<b>Name of Account Holder</b>	--	
	<b>Account Number</b>	--	
	<b>Account Since (Date/Year of Account Opening)</b>	--	
	<b>Average Balance Maintained (If Possible)</b>	--	
	<b>Credit Facilities Enjoyed (If any)</b>	--	
	<b>Account Operation</b>	--	
	<b>Remarks (If any)</b>	--	
<b>Facilities :</b>	<b>Secured Loan</b>	<b>31.03.2017</b>	<b>31.03.2016</b>
		<b>(INR in Million)</b>	<b>(INR in Million)</b>
	<b>Short-term borrowings</b>		
	Balance at Indian Bank OD	0.000	4.729
	<b>Total</b>	<b>0.000</b>	<b>4.729</b>

<b>Auditors :</b>	
<b>Name :</b>	Sharath and Company Chartered Accountants
<b>Address :</b>	No.5, 3rd Floor, Jeevan Building, No.11, Kumarapark East, Bangalore – 560001, Karnataka, India
<b>Tel. No.:</b>	91-80-22263879
<b>Fax No.:</b>	91-80-41138879
<b>E-Mail :</b>	<a href="mailto:sharatco@gmail.com">sharatco@gmail.com</a>
<b>PAN N Income-tax PAN of auditor or auditor's firm :</b>	ABVPS3349C
<b>Memberships :</b>	Not Available
<b>Collaborators :</b>	Not Available
<b>Associates/Subsidiaries :</b>	Not Available

**CAPITAL STRUCTURE**

As on 31.03.2017

**Authorised Capital :**

No. of Shares	Type	Value	Amount
5000	Equity Shares	INR 100/- each	INR 0.500 Million

**Issued, Subscribed & Paid-up Capital :**

No. of Shares	Type	Value	Amount
5000	Equity Shares	INR 100/- each	INR 0.500 Million

**FINANCIAL DATA**  
*[all figures are in INR Million]*

**ABRIDGED BALANCE SHEET**

SOURCES OF FUNDS	31.03.2017	31.03.2016	31.03.2015
<b>I. EQUITY AND LIABILITIES</b>			
(1) Shareholders' Funds			
(a) Share Capital	0.500	0.500	0.500
(b) Reserves & Surplus	71.395	63.792	56.500
(c) Money received against share warrants	0.000	0.000	0.000
(2) Share Application money pending allotment	0.000	0.000	0.000
<b>Total Shareholders' Funds (1) + (2)</b>	<b>71.895</b>	<b>64.292</b>	<b>57.000</b>
(3) Non-Current Liabilities			
(a) long-term borrowings	0.000	0.000	0.000
(b) Deferred tax liabilities (Net)	0.000	0.000	0.000
(c) Other long term liabilities	0.000	0.000	0.000
(d) long-term provisions	0.000	0.000	0.000
<b>Total Non-current Liabilities (3)</b>	<b>0.000</b>	<b>0.000</b>	<b>0.000</b>
(4) Current Liabilities			
(a) Short term borrowings	0.000	4.729	0.000
(b) Trade payables	1.835	1.962	3.303
(c) Other current liabilities	9.899	8.218	17.311
(d) Short-term provisions	3.585	3.637	3.126
<b>Total Current Liabilities (4)</b>	<b>15.319</b>	<b>18.546</b>	<b>23.740</b>
<b>TOTAL</b>	<b>87.214</b>	<b>82.838</b>	<b>80.740</b>
<b>II. ASSETS</b>			
(1) Non-current assets			
(a) Fixed Assets			
(i) Tangible assets	7.958	8.030	7.648
(ii) Intangible Assets	0.000	0.000	0.000
(iii) Capital work-in-progress	0.000	0.000	0.000
(iv) Intangible assets under development	0.000	0.000	0.000
(b) Non-current Investments	0.000	0.000	0.000
(c) Deferred tax assets (net)	0.264	0.252	0.228
(d) Long-term Loan and Advances	9.341	9.389	8.439

**DISCLAIMER** : This Report is **PRIVATE & CONFIDENTIAL** and it is prepared at the request of and for its use by the Subscriber only. The Subscriber shall use the contents of the Report merely as an aid to its business. Mira Inform Private Limited ("MIPL") has collated information/data in the Report, which have not been verified unless otherwise specifically mentioned in the Report. The Subscriber shall independently verify the accuracy and correctness of the information/data before in any way acting upon the same. MIPL shall not be liable for any harm, injury, loss or damage caused to the Subscriber due to default by the Subscriber's debtors/beneficiaries in fulfilling their obligations of any nature whatsoever. This Report or any of its portion shall not be used as a documentary evidence or otherwise before any investigative agencies or forum of law. This Report is confidential and proprietary to MIPL. The Subscriber and/or any other person(s) may not reproduce, publish or disclose any of the contents of the Report to others without the express authorization of MIPL. This Report is prepared and issued to the Subscriber without any risk, responsibility or liability on the part of MIPL or its officials.

**SANDS PRECISION PRIVATE LIMITED - 521324**

**PAGE NO. : 10**

(e) Other Non-current assets	4.442	0.000	0.000
<b>Total Non-Current Assets</b>	<b>22.005</b>	<b>17.671</b>	<b>16.315</b>
(2) Current assets			
(a) Current investments	0.000	0.000	0.000
(b) Inventories	19.836	16.008	10.178
(c) Trade receivables	13.116	20.334	18.844
(d) Cash and cash equivalents	16.144	15.991	27.074
(e) Short-term loans and advances	16.113	12.834	8.329
(f) Other current assets	0.000	0.000	0.000
<b>Total Current Assets</b>	<b>65.209</b>	<b>65.167</b>	<b>64.425</b>
<b>TOTAL</b>	<b>87.214</b>	<b>82.838</b>	<b>80.740</b>

**PROFIT & LOSS ACCOUNT**

	<b>PARTICULARS</b>	<b>31.03.2017</b>	<b>31.03.2016</b>	<b>31.03.2015</b>
	<b>SALES</b>			
	Income	82.713	79.761	72.134
	Other Income	0.953	1.002	0.042
	<b>TOTAL</b>	<b>83.666</b>	<b>80.763</b>	<b>72.176</b>
<b>Less</b>	<b>EXPENSES</b>			
	Cost of Materials Consumed	53.474	56.494	44.958
	Changes in inventories of finished goods, work-in-progress and Stock-in-Trade	2.266	(1.883)	0.050
	Employees benefits expense	8.942	8.425	7.986
	Other expenses	6.869	5.762	8.407
	<b>TOTAL</b>	<b>71.551</b>	<b>68.798</b>	<b>61.401</b>
	<b>PROFIT/ (LOSS) BEFORE INTEREST, TAX, DEPRECIATION AND AMORTISATION</b>	<b>12.115</b>	<b>11.965</b>	<b>10.775</b>
<b>Less</b>	<b>FINANCIAL EXPENSES</b>	0.088	0.137	0.013
	<b>PROFIT / (LOSS) BEFORE TAX, DEPRECIATION AND AMORTISATION</b>	<b>12.027</b>	<b>11.828</b>	<b>10.762</b>
<b>Less</b>	<b>DEPRECIATION/ AMORTISATION</b>	0.851	0.923	1.221
	<b>PROFIT/ (LOSS) BEFORE TAX</b>	<b>11.176</b>	<b>10.905</b>	<b>9.541</b>

**DISCLAIMER** : This Report is **PRIVATE & CONFIDENTIAL** and it is prepared at the request of and for its use by the Subscriber only. The Subscriber shall use the contents of the Report merely as an aid to its business. Mira Inform Private Limited ("MIPL") has collated information/data in the Report, which have not been verified unless otherwise specifically mentioned in the Report. The Subscriber shall independently verify the accuracy and correctness of the information/data before in any way acting upon the same. MIPL shall not be liable for any harm, injury, loss or damage caused to the Subscriber due to default by the Subscriber's debtors/beneficiaries in fulfilling their obligations of any nature whatsoever. This Report or any of its portion shall not be used as a documentary evidence or otherwise before any investigative agencies or forum of law. This Report is confidential and proprietary to MIPL. The Subscriber and/or any other person(s) may not reproduce, publish or disclose any of the contents of the Report to others without the express authorization of MIPL. This Report is prepared and issued to the Subscriber without any risk, responsibility or liability on the part of MIPL or its officials.

**SANDS PRECISION PRIVATE LIMITED - 521324**

**PAGE NO. : 11**

Less	TAX	3.573	3.613	2.987
	<b>PROFIT/ (LOSS) AFTER TAX</b>	<b>7.603</b>	<b>7.292</b>	<b>6.554</b>
	<b>Earnings / (Loss) Per Share (INR)</b>	<b>1520.60</b>	<b>1458.40</b>	<b>--</b>

**CURRENT MATURITIES OF LONG TERM DEBT DETAILS**

Particulars	31.03.2017	31.03.2016	31.03.2015
Current Maturities of Long term debt	NA	NA	NA
Cash generated from operations	NA	NA	NA
Net cash flow from operating activity	NA	NA	NA

**KEY RATIOS**

**EFFICIENCY RATIOS**

PARTICULARS	31.03.2017	31.03.2016	31.03.2015
Average Collection Days (Sundry Debtors / Income * 365 Days)	57.88	93.05	95.35
Account Receivables Turnover (Income / Sundry Debtors)	6.31	3.92	3.83
Average Payment Days (Sundry Creditors / Purchases * 365 Days)	12.53	12.68	26.82
Inventory Turnover (Operating Income / Inventories)	0.61	0.75	1.06
Asset Turnover (Operating Income / Net Fixed Assets)	1.52	1.49	1.41

**LEVERAGE RATIOS**

PARTICULARS	31.03.2017	31.03.2016	31.03.2015
Debt Ratio ((Borrowing + Current Liabilities) / Total Assets)	0.18	0.22	0.29
Debt Equity Ratio (Total Liability / Networth)	0.00	0.07	0.00

**DISCLAIMER** : This Report is **PRIVATE & CONFIDENTIAL** and it is prepared at the request of and for its use by the Subscriber only. The Subscriber shall use the contents of the Report merely as an aid to its business. Mira Inform Private Limited ("MIPL") has collated information/data in the Report, which have not been verified unless otherwise specifically mentioned in the Report. The Subscriber shall independently verify the accuracy and correctness of the information/data before in any way acting upon the same. MIPL shall not be liable for any harm, injury, loss or damage caused to the Subscriber due to default by the Subscriber's debtors/beneficiaries in fulfilling their obligations of any nature whatsoever. This Report or any of its portion shall not be used as a documentary evidence or otherwise before any investigative agencies or forum of law. This Report is confidential and proprietary to MIPL. The Subscriber and/or any other person(s) may not reproduce, publish or disclose any of the contents of the Report to others without the express authorization of MIPL. This Report is prepared and issued to the Subscriber without any risk, responsibility or liability on the part of MIPL or its officials.

**SANDS PRECISION PRIVATE LIMITED - 521324**

**PAGE NO. : 12**

Current Liabilities to Networth (Current Liabilities / Net Worth)	0.21	0.29	0.42
Fixed Assets to Networth (Net Fixed Assets / Networth)	0.11	0.12	0.13
Interest Coverage Ratio (PBIT / Financial Charges)	137.67	87.34	828.85

**PROFITABILITY RATIOS**

PARTICULARS		31.03.2017	31.03.2016	31.03.2015
Net Profit Margin ((PAT / Sales) * 100)	%	9.19	9.14	9.09
Return on Total Assets ((PAT / Total Assets) * 100)	%	8.72	8.80	8.12
Return on Investment (ROI) ((PAT / Networth) * 100)	%	10.58	11.34	11.50

**SOLVENCY RATIOS**

PARTICULARS	31.03.2017	31.03.2016	31.03.2015
Current Ratio (Current Assets / Current Liabilities)	4.26	3.51	2.71
Quick Ratio ((Current Assets – Inventories) / Current Liabilities)	2.96	2.65	2.29
G-Score Ratio Financial (Networth / Total Assets)	0.82	0.78	0.71
G-Score Ratio Debt (Debts / Equity Capital)	0.00	9.46	0.00
G-Score Ratio Liquidity (Total Current Assets / Total Current Liabilities)	4.26	3.51	2.71

Total Liability = Short-term Debt + Long-term Debt + Current Maturities of Long-term debts

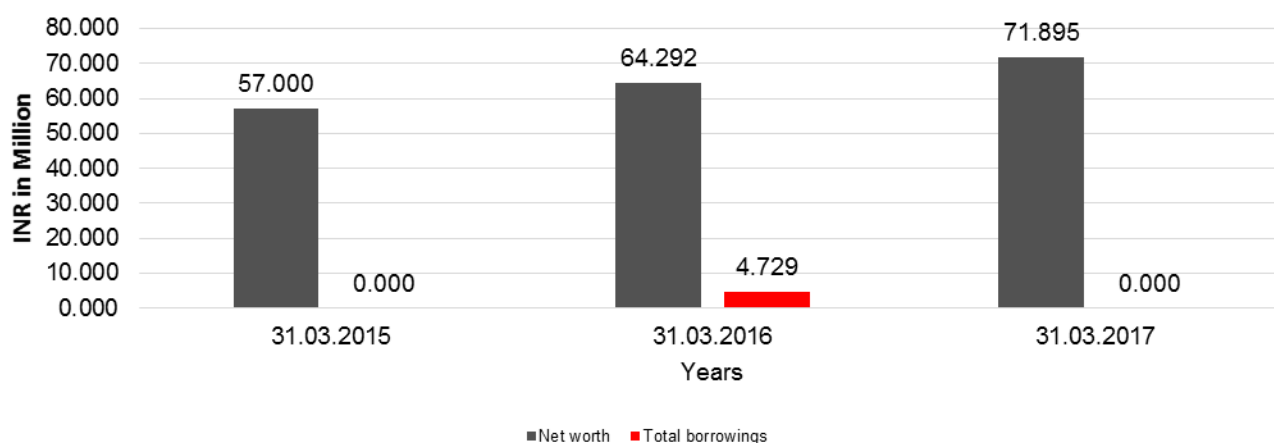
**DISCLAIMER** : This Report is **PRIVATE & CONFIDENTIAL** and it is prepared at the request of and for its use by the Subscriber only. The Subscriber shall use the contents of the Report merely as an aid to its business. Mira Inform Private Limited ("MIPL") has collated information/data in the Report, which have not been verified unless otherwise specifically mentioned in the Report. The Subscriber shall independently verify the accuracy and correctness of the information/data before in any way acting upon the same. MIPL shall not be liable for any harm, injury, loss or damage caused to the Subscriber due to default by the Subscriber's debtors/beneficiaries in fulfilling their obligations of any nature whatsoever. This Report or any of its portion shall not be used as a documentary evidence or otherwise before any investigative agencies or forum of law. This Report is confidential and proprietary to MIPL. The Subscriber and/or any other person(s) may not reproduce, publish or disclose any of the contents of the Report to others without the express authorization of MIPL. This Report is prepared and issued to the Subscriber without any risk, responsibility or liability on the part of MIPL or its officials.

**FINANCIAL ANALYSIS**  
*[all figures are INR Million]*

**DEBT EQUITY RATIO**

Particular	31.03.2015	31.03.2016	31.03.2017
	INR In Million	INR In Million	INR In Million
Share Capital	0.500	0.500	0.500
Reserves & Surplus	56.500	63.792	71.395
Share Application money pending allotment	0.000	0.000	0.000
<b>Net worth</b>	<b>57.000</b>	<b>64.292</b>	<b>71.895</b>
long-term borrowings	0.000	0.000	0.000
Short term borrowings	0.000	4.729	0.000
<b>Total borrowings</b>	<b>0.000</b>	<b>4.729</b>	<b>0.000</b>
<b>Debt/Equity ratio</b>	<b>0.000</b>	<b>0.074</b>	<b>0.000</b>

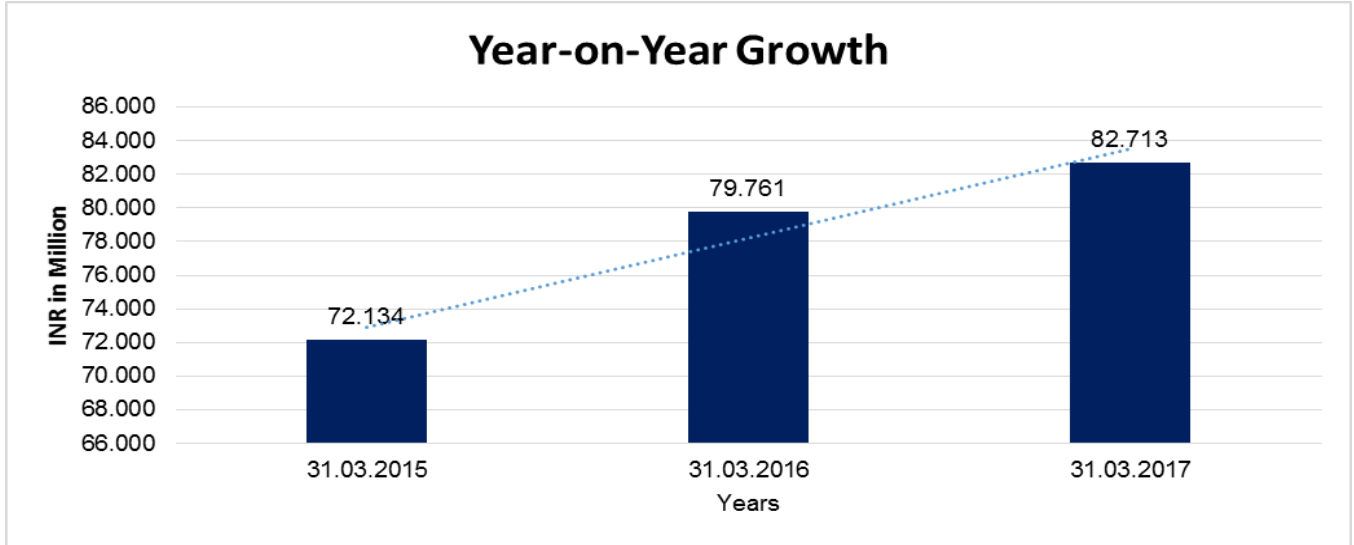
**Debt to Equity**



**YEAR-ON-YEAR GROWTH**

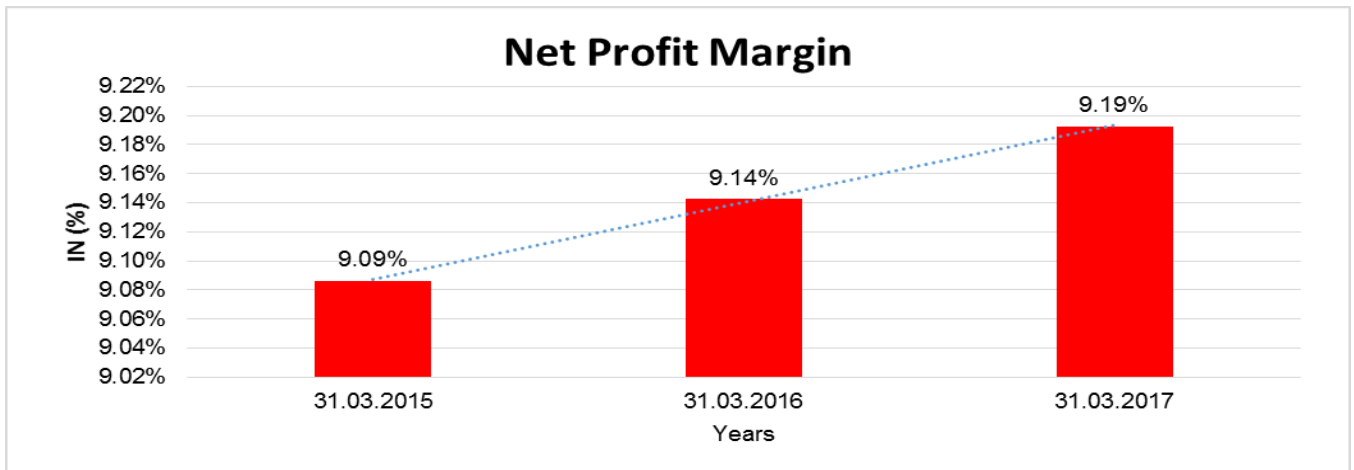
Year on Year Growth	31.03.2015	31.03.2016	31.03.2017
	INR In Million	INR In Million	INR In Million
Sales	72.134	79.761	82.713
		<b>10.573</b>	<b>3.701</b>

**DISCLAIMER** : This Report is **PRIVATE & CONFIDENTIAL** and it is prepared at the request of and for its use by the Subscriber only. The Subscriber shall use the contents of the Report merely as an aid to its business. Mira Inform Private Limited ("MIPL") has collated information/data in the Report, which have not been verified unless otherwise specifically mentioned in the Report. The Subscriber shall independently verify the accuracy and correctness of the information/data before in any way acting upon the same. MIPL shall not be liable for any harm, injury, loss or damage caused to the Subscriber due to default by the Subscriber's debtors/beneficiaries in fulfilling their obligations of any nature whatsoever. This Report or any of its portion shall not be used as a documentary evidence or otherwise before any investigative agencies or forum of law. This Report is confidential and proprietary to MIPL. The Subscriber and/or any other person(s) may not reproduce, publish or disclose any of the contents of the Report to others without the express authorization of MIPL. This Report is prepared and issued to the Subscriber without any risk, responsibility or liability on the part of MIPL or its officials.



**NET PROFIT MARGIN**

Net Profit Margin	31.03.2015	31.03.2016	31.03.2017
	INR In Million	INR In Million	INR In Million
Sales	72.134	79.761	82.713
Profit	6.554	7.292	7.603
	<b>9.09%</b>	<b>9.14%</b>	<b>9.19%</b>



**DISCLAIMER** : This Report is **PRIVATE & CONFIDENTIAL** and it is prepared at the request of and for its use by the Subscriber only. The Subscriber shall use the contents of the Report merely as an aid to its business. Mira Inform Private Limited ("MIPL") has collated information/data in the Report, which have not been verified unless otherwise specifically mentioned in the Report. The Subscriber shall independently verify the accuracy and correctness of the information/data before in any way acting upon the same. MIPL shall not be liable for any harm, injury, loss or damage caused to the Subscriber due to default by the Subscriber's debtors/beneficiaries in fulfilling their obligations of any nature whatsoever. This Report or any of its portion shall not be used as a documentary evidence or otherwise before any investigative agencies or forum of law. This Report is confidential and proprietary to MIPL. The Subscriber and/or any other person(s) may not reproduce, publish or disclose any of the contents of the Report to others without the express authorization of MIPL. This Report is prepared and issued to the Subscriber without any risk, responsibility or liability on the part of MIPL or its officials.

**LOCAL AGENCY FURTHER INFORMATION**

Sr. No.	Check list by info agents	Available in Report (Yes/No)
1	Year of establishment	Yes
2	Constitution of the entity -Incorporation details	Yes
3	Locality of the entity	Yes
4	Premises details	No
5	Buyer visit details	--
6	Contact numbers	Yes
7	Name of the person contacted	Yes
8	Designation of contact person	Yes
9	Promoter's background	Yes
10	Date of Birth of Proprietor / Partners / Directors	Yes
11	Pan Card No. of Proprietor / Partners	No
12	Voter Id Card No. of Proprietor / Partners	No
13	Type of business	Yes
14	Line of Business	Yes
15	Export/import details (if applicable)	No
16	No. of employees	No
17	Details of sister concerns	No
18	Major suppliers	No
19	Major customers	No
20	Banking Details	Yes
21	Banking facility details	Yes
22	Conduct of the banking account	--
23	Financials, if provided	Yes
24	Capital in the business	Yes
25	Last accounts filed at ROC, if applicable	Yes
26	Turnover of firm for last three years	Yes
27	Reasons for variation <> 20%	--
28	Estimation for coming financial year	No
29	Profitability for last three years	Yes
30	Major shareholders, if available	Yes
31	External Agency Rating, if available	No
32	Litigations that the firm/promoter involved in	--
33	Market information	--
34	Payments terms	No
35	Negative Reporting by Auditors in the Annual Report	No

**DISCLAIMER** : This Report is **PRIVATE & CONFIDENTIAL** and it is prepared at the request of and for its use by the Subscriber only. The Subscriber shall use the contents of the Report merely as an aid to its business. Mira Inform Private Limited ("MIPL") has collated information/data in the Report, which have not been verified unless otherwise specifically mentioned in the Report. The Subscriber shall independently verify the accuracy and correctness of the information/data before in any way acting upon the same. MIPL shall not be liable for any harm, injury, loss or damage caused to the Subscriber due to default by the Subscriber's debtors/beneficiaries in fulfilling their obligations of any nature whatsoever. This Report or any of its portion shall not be used as a documentary evidence or otherwise before any investigative agencies or forum of law. This Report is confidential and proprietary to MIPL. The Subscriber and/or any other person(s) may not reproduce, publish or disclose any of the contents of the Report to others without the express authorization of MIPL. This Report is prepared and issued to the Subscriber without any risk, responsibility or liability on the part of MIPL or its officials.

**INDEX OF CHARGES:**

Charges Registered								
SN o	SRN	Charge Id	Charge Holder Name	Date of Creation	Date of Modification	Date of Satisfaction	Amount	Address
1	Y103021 75	902002 76	CANA RA BANK	10/06/1 998	-	-	700000. 0	MALLESWARAM BRANCBANGALOREKA5 60003IN
2	Y103010 09	901991 10	CANA RA BANK	10/06/1 998	-	-	700000. 0	MALLESWARAM BRANCBANGALOREKA5 60003IN
3	G57090 268	901997 26	INDIA N BANK	25/06/2 004	-	22/09/20 17	4500000 .0	PEENYA BRANCBANGALOREKA560 ROADTUMKUR 058IN
4	G57093 783	901964 79	INDIA N BANK	25/06/2 004	-	22/09/20 17	4500000 .0	PEENYA BRANCH; TUMKUR ROADBANGALOREKAIN
5	G57087 645	800223 34	Indian Bank	24/06/2 004	30/03/201 1	22/09/20 17	1377200 0.0	SME Branch, Peenya Indl. EstateNo. 130, 100 ft. Road, Near Jalahalli cross,BangaloreKA560057I N

**FIXED ASSETS**

- Land
- Factory Building
- Plant and Machinery
- Furniture and Fixture
- Office Equipment
- Computer
- Printer
- Fax Machine
- Telephone Instrument
- Motor Car

**CMT REPORT (Corruption, Money Laundering & Terrorism]**

The Public Notice information has been collected from various sources including but not limited to: **The Courts, India Prisons Service, Interpol, etc.**

**1] INFORMATION ON DESIGNATED PARTY**

No records exist designating subject or any of its beneficial owners, controlling shareholders or senior officers as terrorist or terrorist organization or whom notice had been received that all financial transactions involving their assets have been blocked or convicted, found guilty or against whom a judgement or order had been entered in a proceedings for violating money-laundering, anti-corruption or bribery or international economic or anti-terrorism sanction laws or whose assets were seized, blocked, frozen or ordered forfeited for violation of money laundering or international anti-terrorism laws.

**2] Court Declaration :**

No records exist to suggest that subject is or was the subject of any formal or informal allegations, prosecutions or other official proceeding for making any prohibited payments or other improper payments to government officials for engaging in prohibited transactions or with designated parties.

**3] Asset Declaration :**

No records exist to suggest that the property or assets of the subject are derived from criminal conduct or a prohibited transaction.

**4] Record on Financial Crime :**

Charges or conviction registered against subject: **None**

**5] Records on Violation of Anti-Corruption Laws :**

Charges or investigation registered against subject: **None**

**6] Records on Int'l Anti-Money Laundering Laws/Standards :**

Charges or investigation registered against subject: **None**

**7] Criminal Records**

No available information exist that suggest that subject or any of its principals have been formally charged or convicted by a competent governmental authority for any financial crime or under any formal investigation by a competent government authority for any violation of anti-corruption laws or international anti-money laundering laws or standard.

**8] Affiliation with Government :**

No record exists to suggest that any director or indirect owners, controlling shareholders, director, officer or employee of the company is a government official or a family member or close business associate of a Government official.

**9] Compensation Package :**

Our market survey revealed that the amount of compensation sought by the subject is fair and reasonable and comparable to compensation paid to others for similar services.

**10] Press Report :**

No press reports / filings exists on the subject.

**CORPORATE GOVERNANCE**

MIRA INFORM as part of its Due Diligence do provide comments on Corporate Governance to identify management and governance. These factors often have been predictive and in some cases have created vulnerabilities to credit deterioration.

Our Governance Assessment focuses principally on the interactions between a company's management, its Board of Directors, Shareholders and other financial stakeholders.

**CONTRAVENTION**

Subject is not known to have contravened any existing local laws, regulations or policies that prohibit, restrict or otherwise affect the terms and conditions that could be included in the agreement with the subject.

**FOREIGN EXCHANGE RATES**

Currency	Unit	INR
US Dollar	1	INR 68.80
UK Pound	1	INR 90.58
Euro	1	INR 80.45

**INFORMATION DETAILS**

<b>Information Gathered by :</b>	RUB
<b>Analysis Done by :</b>	DIV
<b>Report Prepared by :</b>	JYO

**SCORE FACTORS**

DEMERIT POINTS		
--BANK CHARGES	YES/NO	YES
--LITIGATION	YES/NO	NO
--OTHER ADVERSE INFORMATION	YES/NO	NO
MERIT POINTS		
--SOLE DISTRIBUTORSHIP	YES/NO	NO
--EXPORT ACTIVITIES	YES/NO	NO
--AFFILIATION	YES/NO	NO
--LISTED	YES/NO	NO
--OTHER MERIT FACTORS	YES/NO	YES

**RATING EXPLANATIONS**

Credit Rating	Explanation	Rating Comments
A++	Minimum Risk	Business dealings permissible with minimum risk of default
A+	Low Risk	Business dealings permissible with low risk of default
A	Acceptable Risk	Business dealings permissible with moderate risk of default
B	Medium Risk	Business dealings permissible on a regular monitoring basis
C	Medium High Risk	Business dealings permissible preferably on secured basis
D	High Risk	Business dealing not recommended or on secured terms only
NB	New Business	No recommendation can be done due to business in infancy stage
NT	No Trace	No recommendation can be done as the business is not traceable

NB is stated where there is insufficient information to facilitate rating. However, it is not to be considered as unfavourable.

This score serves as a reference to assess SC's credit risk and to set the amount of credit to be extended. It is calculated from a composite of weighted scores obtained from each of the major sections of this report. The assessed factors are as follows:

- Financial condition covering various ratios
- Company background and operations size
- Promoters / Management background
- Payment record
- Litigation against the subject
- Industry scenario / competitor analysis
- Supplier / Customer / Banker review (wherever available)