

MIRA INFORM REPORT

Report No. :	521355
Report Date :	26.07.2018

IDENTIFICATION DETAILS

Name :	TRINITY TOUCH PRIVATE LIMITED
Formerly Known As :	URANUS AGENCIES PRIVATE LIMITED
Registered Office :	D 10, Defence Colony, New Delhi – 110024
Tel. No.:	91-11-30895900
Country :	India
Financials (as on) :	31.03.2017
Date of Incorporation :	26.06.1970
CIN No.: [Company Identification No.]	U74899DL1970PTC005320
Capital Investment / Paid-up Capital :	INR 109.183 Million
IEC No.: [Import-Export Code No.]	0589053850
PAN No.: [Permanent Account No.]	AABCT4747M
GSTN : [Goods & Service Tax Registration No.]	06AABCT4747M1ZZ [Haryana] 27AABCT4747M2ZU [Maharashtra] 07AABCT4747M3ZV [Delhi]
Legal Form :	Private Limited Liability Company
Line of Business :	<ul style="list-style-type: none"> Manufacturer, Fabricators, Designer in all kind of Electricals, Electronics and related material including Modular Optical Couplers Modular Terminal Blocks, Special Terminal Block, Heavy Con Industrial Plug Connectors. [As per Memorandum of Association] Manufacturing and Distributing Components for electrical engineering and solar solution segments [From Indirect Source].

DISCLAIMER : This Report is **PRIVATE & CONFIDENTIAL** and it is prepared at the request of and for its use by the Subscriber only. The Subscriber shall use the contents of the Report merely as an aid to its business. Mira Inform Private Limited ("MIPL") has collated information/data in the Report, which have not been verified unless otherwise specifically mentioned in the Report. The Subscriber shall independently verify the accuracy and correctness of the information/data before in any way acting upon the same. MIPL shall not be liable for any harm, injury, loss or damage caused to the Subscriber due to default by the Subscriber's debtors/beneficiaries in fulfilling their obligations of any nature whatsoever. This Report or any of its portion shall not be used as a documentary evidence or otherwise before any investigative agencies or forum of law. This Report is confidential and proprietary to MIPL. The Subscriber and/or any other person(s) may not reproduce, publish or disclose any of the contents of the Report to others without the express authorization of MIPL. This Report is prepared and issued to the Subscriber without any risk, responsibility or liability on the part of MIPL or its officials.

No. of Employees :	Not Divulged
---------------------------	--------------

RATING & COMMENTS
(Mira Inform has adopted New Rating mechanism w.e.f. 23rd January 2017)

MIRA's Rating :	A
------------------------	----------

Credit Rating	Explanation	Rating Comments
A	Acceptable Risk	Business dealings permissible with moderate risk of default

Maximum Credit Limit :	USD 2437000
Status :	Good
Payment Behaviour :	Usually Correct
Litigation :	Clear
Comments :	<p>Subject was incorporated in the year 1970. It is engaged in manufacturing and distributing Components for electrical engineering and solar solution segments [indirect source].</p> <p>For the financial year 2017, the company has achieved growth 26.79% as compared to the previous year along with a decent profit margin of 7.07%</p> <p>The sound financial risk profile of the company is marked by sufficient net worth base along with negligible debt balance sheet profile.</p> <p>Rating takes into account the subject's long established track record of business operations along with extensive experience of its promoters.</p> <p>These strengths are partially offset by large working capital requirement and exposure to intense competition.</p> <p>Payment seems to be usually correct.</p> <p>In view of aforesaid, the company can be considered for business dealings at usual trade terms and conditions.</p>

NOTES :

Any query related to this report can be made on e-mail : infodept@mirainform.com while quoting report number, name and date.

ECGC Country Risk Classification List

Country Name	Previous Rating (31.12.2017)	Current Rating (01.04.2018)
--------------	---------------------------------	--------------------------------

DISCLAIMER : This Report is **PRIVATE & CONFIDENTIAL** and it is prepared at the request of and for its use by the Subscriber only. The Subscriber shall use the contents of the Report merely as an aid to its business. Mira Inform Private Limited ("MIPL") has collated information/data in the Report, which have not been verified unless otherwise specifically mentioned in the Report. The Subscriber shall independently verify the accuracy and correctness of the information/data before in any way acting upon the same. MIPL shall not be liable for any harm, injury, loss or damage caused to the Subscriber due to default by the Subscriber's debtors/beneficiaries in fulfilling their obligations of any nature whatsoever. This Report or any of its portion shall not be used as a documentary evidence or otherwise before any investigative agencies or forum of law. This Report is confidential and proprietary to MIPL. The Subscriber and/or any other person(s) may not reproduce, publish or disclose any of the contents of the Report to others without the express authorization of MIPL. This Report is prepared and issued to the Subscriber without any risk, responsibility or liability on the part of MIPL or its officials.

India	A1	A1
-------	----	----

Risk Category	ECGC Classification
Insignificant	A1
Low Risk	A2
Moderately Low Risk	B1
Moderate Risk	B2
Moderately High Risk	C1
High Risk	C2
Very High Risk	D

EXTERNAL AGENCY RATING

Rating Agency Name	CRISIL
Rating	Long Term Loans = BBB
Rating Explanation	Moderate degree of safety and moderate credit risk
Date	15.02.2018

RBI DEFAULTERS' LIST STATUS

Subject's name is not enlisted as a defaulter in the publicly available RBI Defaulters' list.

EPF (Employee Provident Fund) DEFAULTERS' LIST STATUS

Subject's name is not enlisted as a defaulter in the publicly available EPF (Employee Provident Fund) Defaulters' list as of 31-03-2018.

BIFR (Board for Industrial & Financial Reconstruction) LISTING STATUS

Subject's name is not listed as a Sick Unit in the publicly available BIFR (Board for Industrial & Financial Reconstruction) list as of 26.07.2018

IBBI (Insolvency and Bankruptcy Board of India) LISTING STATUS

Subject's name is not listed in the publicly available IBBI (Insolvency and Bankruptcy Board of India) list as of report date.

INFORMATION DECLINED BY

Name :	Ms. Kiran
Designation :	HR Executive

DISCLAIMER : This Report is **PRIVATE & CONFIDENTIAL** and it is prepared at the request of and for its use by the Subscriber only. The Subscriber shall use the contents of the Report merely as an aid to its business. Mira Inform Private Limited ("MIPL") has collated information/data in the Report, which have not been verified unless otherwise specifically mentioned in the Report. The Subscriber shall independently verify the accuracy and correctness of the information/data before in any way acting upon the same. MIPL shall not be liable for any harm, injury, loss or damage caused to the Subscriber due to default by the Subscriber's debtors/beneficiaries in fulfilling their obligations of any nature whatsoever. This Report or any of its portion shall not be used as a documentary evidence or otherwise before any investigative agencies or forum of law. This Report is confidential and proprietary to MIPL. The Subscriber and/or any other person(s) may not reproduce, publish or disclose any of the contents of the Report to others without the express authorization of MIPL. This Report is prepared and issued to the Subscriber without any risk, responsibility or liability on the part of MIPL or its officials.

Contact No.:	91-11-30895900
Date :	25.07.2018

LOCATIONS

Registered Office/ North and East Regional Sales Office :	D 10, Defence Colony, New Delhi – 110024, India
Tel. No.:	91-11-30895900
Fax No.:	91-11-71200998
E-Mail :	sverma@trinitytouch.com info@trinitytouch.com export@trinitytouch.com
Website :	http://www.trinitytouch.com
South Regional Sales office :	2nd Floor, Umiya Land Mark 10/7, Lavelle Road Bangalore-560001, Karnataka, India
Tel. No.:	91-80-46231200
West Regional Sales office :	'Devi House', 3rd Floor, Plot No. 37, CTS No. 1576, Shivaji Nagar, Behind Hotel Pride Executive, Pune- 411005, Maharashtra, India
Tel. No.:	91-11-71200900
Factory :	Prithla Dudhola Road, Village Dudhola, Tehsil Palwal District Faridabad- 121102, Haryana, India
Tel. No.:	91-1275-711500

DIRECTORS

AS ON: 31.03.2018

Name :	Mr. Dinesh Parwanda
Designation :	Director
Address :	80, Sunder Nagar, Delhi High Court, Lodhi Road, New Delhi-110003, India
Date of Birth/Age :	12.11.1959
Qualification :	Higher Secondary
Date of Appointment :	10.06.1980
PAN No.:	AARPP3344F
DIN No.:	00442765

Other Directorship :

CIN/FCRN	Company Name	Begin Date
U74899DL1983PTC016083	LAKSHMAN EXPORTS PRIVATE LIMITED	01/02/1988
U74899DL1985PTC022090	PARWANDA INVESTMENTS PRIVATE LIMITED	03/03/1989
U74899DL1988PTC032734	CONSOLIDATED DEVELOPERS PRIVATE LIMITED	09/08/1988

DISCLAIMER : This Report is **PRIVATE & CONFIDENTIAL** and it is prepared at the request of and for its use by the Subscriber only. The Subscriber shall use the contents of the Report merely as an aid to its business. Mira Inform Private Limited ("MIPL") has collated information/data in the Report, which have not been verified unless otherwise specifically mentioned in the Report. The Subscriber shall independently verify the accuracy and correctness of the information/data before in any way acting upon the same. MIPL shall not be liable for any harm, injury, loss or damage caused to the Subscriber due to default by the Subscriber's debtors/beneficiaries in fulfilling their obligations of any nature whatsoever. This Report or any of its portion shall not be used as a documentary evidence or otherwise before any investigative agencies or forum of law. This Report is confidential and proprietary to MIPL. The Subscriber and/or any other person(s) may not reproduce, publish or disclose any of the contents of the Report to others without the express authorization of MIPL. This Report is prepared and issued to the Subscriber without any risk, responsibility or liability on the part of MIPL or its officials.

U74899DL1988PTC032735	RESIDENCY FARMS PVT LTD	09/08/1988
Name :	Mr. Ravinder Singh Sabharwal	
Designation :	Additional Director	
Address :	li Floor F-47, Lajpat Nagar, New Delhi-110024, India	
Date of Appointment :	15.06.2018	
DIN No.:	00452889	
Other Directorship :		
CIN/FCRN	Company Name	Begin Date
U74899DL1983PTC016083	LAKSHMAN EXPORTS PRIVATE LIMITED	23/12/1993
U74899DL1992PTC049206	PHOENIX CONTACT INDIA PRIVATE LIMITED	31/08/2006
Name :	Mrs. Reena Parwanda	
Designation :	Director	
Address :	80, Sunder Nagar, Delhi High Court, Lodhi Road, New Delhi-110003, India	
Date of Birth/Age :	12.03.1965	
Qualification :	Graduate	
Date of Appointment :	07.02.2009	
PAN No.:	AHTPP2141H	
DIN No.:	02543247	
Name :	Mr. Ishaan Parwanda	
Designation :	Director	
Address :	80, Sunder Nagar, D P S Mathura Road, Delhi High Court, Lodhi Road, New Delhi-110003, India	
Date of Birth/Age :	26.07.1987	
Qualification :	Graduate	
Date of Appointment :	19.07.2014	
PAN No.:	AOPPP6310K	
DIN No.:	02545885	
Other Directorship :		
CIN/FCRN	Company Name	Begin Date
U29253DL2009PTC188097	ISV ENGINEERING PRIVATE LIMITED	03/03/2009
U29299DL2009PTC188099	INM ENGINEERING PRIVATE LIMITED	03/03/2009
U74140DL2008PTC181296	TRINITY AUTOMATION PRIVATE LIMITED	02/03/2009
Name :	Shunaal Parwanda	
Designation :	Director	
Address :	80, Sunder Nagar, Delhi High Court, New Delhi-110003, India	
Date of Birth/Age :	20.07.1989	
Qualification :	Graduate	
Date of Appointment :	19.07.2014	
PAN No.:	ASVPP0824E	
DIN No.:	03633932	
Other Directorship :		
CIN/FCRN	Company Name	Begin Date

U29220DL2009PTC187790	DNM ENGINEERING PRIVATE LIMITED	30/09/2011
U29299DL2009PTC188099	INM ENGINEERING PRIVATE LIMITED	21/09/2011

KEY EXECUTIVES

Name :	Mr. Sachin Verma
Designation :	Company Secretary
Address :	8/388, Anandi Pura, Modinagar-201204, Uttar Pradesh, India
Date of Birth/Age :	07.12.1979
Date of Appointment :	01.03.2008
PAN No.:	ADXPV1623J
Name :	Ms. Kiran
Designation :	HR Executive

MAJOR SHAREHOLDERS / SHAREHOLDING PATTERN

AS ON: 31.03.2017

Names of Shareholders	No. of Shares	Percentage of Holding
Dinesh Parwanda	551237	50.49
Trinity Touch Europe Limited, UK	313813	28.74
Parwanda Investment Private Limited	77200	7.07
Reena Parwanda	89583	8.20
Ishaan Parwanda	30000	2.75
Shunal Parwanda	30000	2.75
Total	1091833	100.00

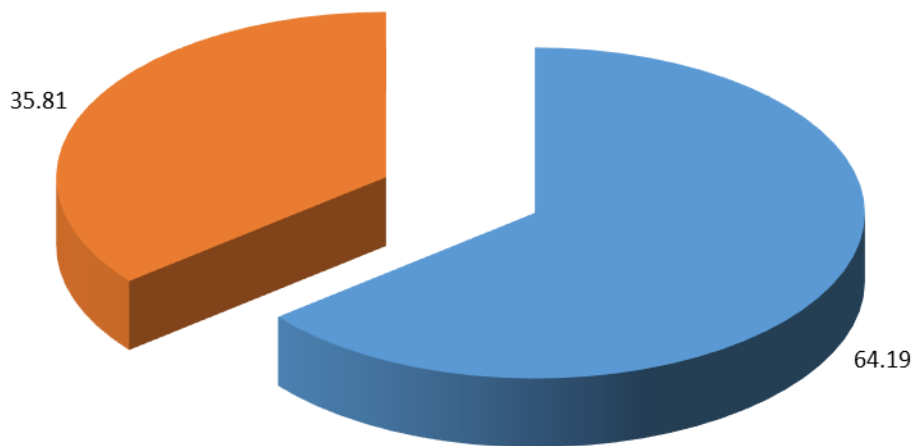
AS ON: 29.09.2017

Equity Share Breakup	Percentage of Holding
Category	
Promoters (Individual/Hindu Undivided Family - Indian)	64.19
Promoters (Body corporate)	35.81
Total	100.00

DISCLAIMER : This Report is **PRIVATE & CONFIDENTIAL** and it is prepared at the request of and for its use by the Subscriber only. The Subscriber shall use the contents of the Report merely as an aid to its business. Mira Inform Private Limited ("MIPL") has collated information/data in the Report, which have not been verified unless otherwise specifically mentioned in the Report. The Subscriber shall independently verify the accuracy and correctness of the information/data before in any way acting upon the same. MIPL shall not be liable for any harm, injury, loss or damage caused to the Subscriber due to default by the Subscriber's debtors/beneficiaries in fulfilling their obligations of any nature whatsoever. This Report or any of its portion shall not be used as a documentary evidence or otherwise before any investigative agencies or forum of law. This Report is confidential and proprietary to MIPL. The Subscriber and/or any other person(s) may not reproduce, publish or disclose any of the contents of the Report to others without the express authorization of MIPL. This Report is prepared and issued to the Subscriber without any risk, responsibility or liability on the part of MIPL or its officials.

Share holding pattern

■ Promoters (Individual/Hindu Undivided Family - Indian) ■ Promoters (Body corporate)



BUSINESS DETAILS

Line of Business :	<ul style="list-style-type: none"> Manufacturer, Fabricators, Designer in all kind of Electricals, Electronics and related material including Modular Optical Couplers Modular Terminal Blocks, Special Terminal Block, Heavy Con Industrial Plug Connectors. [As per Memorandum of Association] Manufacturing and Distributing Components for electrical engineering and solar solution segments [From Indirect Source]. 	
Products :	ITC Code No.	Product Descriptions
	85371000	Solar Solutions
Brand Names :	Not Available	
Agencies Held :	Not Available	
Exports :	Not Divulged	

DISCLAIMER : This Report is **PRIVATE & CONFIDENTIAL** and it is prepared at the request of and for its use by the Subscriber only. The Subscriber shall use the contents of the Report merely as an aid to its business. Mira Inform Private Limited ("MIPL") has collated information/data in the Report, which have not been verified unless otherwise specifically mentioned in the Report. The Subscriber shall independently verify the accuracy and correctness of the information/data before in any way acting upon the same. MIPL shall not be liable for any harm, injury, loss or damage caused to the Subscriber due to default by the Subscriber's debtors/beneficiaries in fulfilling their obligations of any nature whatsoever. This Report or any of its portion shall not be used as a documentary evidence or otherwise before any investigative agencies or forum of law. This Report is confidential and proprietary to MIPL. The Subscriber and/or any other person(s) may not reproduce, publish or disclose any of the contents of the Report to others without the express authorization of MIPL. This Report is prepared and issued to the Subscriber without any risk, responsibility or liability on the part of MIPL or its officials.

Imports :	Not Divulged
Terms :	
Selling :	Not Divulged
Purchasing :	Not Divulged

PRODUCTION STATUS: NOT AVAILABLE

GENERAL INFORMATION

Suppliers :	Reference:	Not Divulged
	Name of the Person (Designation):	--
	Contact Number:	--
	Since how long known:	--
	Maximum limit dealt:	--
	Experience:	--
	Remark	--
Customers :	Reference:	Not Divulged
	Name of the Person (Designation):	--
	Contact Number:	--
	Since how long known:	--
	Maximum limit dealt:	--
	Experience:	--
	Remark	--
No. of Employees :	Not Divulged	
Bankers :	Bank Name:	ICICI Bank Limited
	Branch:	--
	Person Name (with Designation):	--
	Contact Number:	--
	Name of Account Holder:	--
	Account Number:	--
	Account Since (Date/ Year of A/c Opening):	--
	Average Balance Maintained (Optional):	--
	Credit Facilities Enjoyed (CC/OD/Term Loan):	--

DISCLAIMER : This Report is **PRIVATE & CONFIDENTIAL** and it is prepared at the request of and for its use by the Subscriber only. The Subscriber shall use the contents of the Report merely as an aid to its business. Mira Inform Private Limited ("MIPL") has collated information/data in the Report, which have not been verified unless otherwise specifically mentioned in the Report. The Subscriber shall independently verify the accuracy and correctness of the information/data before in any way acting upon the same. MIPL shall not be liable for any harm, injury, loss or damage caused to the Subscriber due to default by the Subscriber's debtors/beneficiaries in fulfilling their obligations of any nature whatsoever. This Report or any of its portion shall not be used as a documentary evidence or otherwise before any investigative agencies or forum of law. This Report is confidential and proprietary to MIPL. The Subscriber and/or any other person(s) may not reproduce, publish or disclose any of the contents of the Report to others without the express authorization of MIPL. This Report is prepared and issued to the Subscriber without any risk, responsibility or liability on the part of MIPL or its officials.

	Account Operation:	--
	Remarks:	--
	<ul style="list-style-type: none"> HDFC Bank Limited 	
Facilities :	SECURED LOANS	
	LONG-TERM BORROWINGS	
	Term loans from banks	29.653
	Working capital loans from banks	8.386
	SHORT TERM BORROWINGS	
	Working capital loans from banks	96.740
	Total	134.779
		31.03.2017 (INR In Million)
		31.03.2016 (INR In Million)
		37.525
		8.692
		161.579
		207.796

Auditors :	
Name :	Bansal and Company Chartered Accountant
Address :	A-6, Maharani Bagh, New Delhi – 110065, Delhi, India
Income-tax PAN of auditor or auditor's firm :	AAAFB6603L
Memberships :	Not Available
Collaborators :	Not Available
Other Related Parties :	<ul style="list-style-type: none"> Phoenix Contact India Private Limited Parwanda Investment Private Limited Residency Farms Private Limited Consolidated Developers Private Limited
Associate Company :	Trinity Touch (Europe) Limited
Subsidiary Company:	Trinity Touch (South East Asia) Pte Limited.

CAPITAL STRUCTURE

AS ON: 31.03.2017

Authorised Capital :

No. of Shares	Type	Value	Amount

DISCLAIMER : This Report is **PRIVATE & CONFIDENTIAL** and it is prepared at the request of and for its use by the Subscriber only. The Subscriber shall use the contents of the Report merely as an aid to its business. Mira Inform Private Limited ("MIPL") has collated information/data in the Report, which have not been verified unless otherwise specifically mentioned in the Report. The Subscriber shall independently verify the accuracy and correctness of the information/data before in any way acting upon the same. MIPL shall not be liable for any harm, injury, loss or damage caused to the Subscriber due to default by the Subscriber's debtors/beneficiaries in fulfilling their obligations of any nature whatsoever. This Report or any of its portion shall not be used as a documentary evidence or otherwise before any investigative agencies or forum of law. This Report is confidential and proprietary to MIPL. The Subscriber and/or any other person(s) may not reproduce, publish or disclose any of the contents of the Report to others without the express authorization of MIPL. This Report is prepared and issued to the Subscriber without any risk, responsibility or liability on the part of MIPL or its officials.

1250000	Equity Shares	INR 100/- each	INR 125.000 Million

Issued, Subscribed & Paid-up Capital :

No. of Shares	Type	Value	Amount
1091833	Equity Shares	INR 100/- each	INR 109.183 Million

FINANCIAL DATA
[all figures are in INR Million]

ABRIDGED BALANCE SHEET [STANDALONE]

SOURCES OF FUNDS	31.03.2017	31.03.2016	31.03.2015
I. EQUITY AND LIABILITIES			
(1) Shareholders' Funds			
(a) Share Capital	109.183	109.183	108.963
(b) Reserves and Surplus	743.860	616.652	513.117
(c) Money received against share warrants	0.000	0.000	0.000
(2) Share Application money pending allotment	0.000	0.000	0.000
Total Shareholders' Funds (1) + (2)	853.043	725.835	622.080
(3) Non-Current Liabilities			
(a) long-term borrowings	41.448	56.023	119.248
(b) Deferred tax liabilities (Net)	0.000	0.000	0.000
(c) Other long-term liabilities	0.000	0.000	0.000
(d) long-term provisions	15.408	10.554	9.359
Total Non-current Liabilities (3)	56.856	66.577	128.607
(4) Current Liabilities			
(a) Short-term borrowings	96.740	161.579	133.582
(b) Trade payables	309.621	153.058	99.469
(c) Other current liabilities	162.773	54.962	54.492
(d) Short-term provisions	34.194	3.523	0.295
Total Current Liabilities (4)	603.328	373.122	287.838
TOTAL	1513.227	1165.534	1038.525
II. ASSETS			
(1) Non-current assets			
(a) Fixed Assets			
(i) Tangible assets	465.838	389.925	414.840
(ii) Intangible Assets	0.115	0.433	0.901
(iii) Tangible assets capital work-in-progress	0.000	29.838	0.000
(iv) Intangible assets under development	0.000	0.000	0.000
(b) Non-current Investments	48.409	13.597	0.000
(c) Deferred tax assets (net)	(5.692)	12.798	7.278
(d) Long-term loans and advances	0.745	6.876	2.822
(e) Other Non-current assets	0.000	0.000	17.684
Total Non-Current Assets	509.415	453.467	443.525

DISCLAIMER : This Report is **PRIVATE & CONFIDENTIAL** and it is prepared at the request of and for its use by the Subscriber only. The Subscriber shall use the contents of the Report merely as an aid to its business. Mira Inform Private Limited ("MIPL") has collated information/data in the Report, which have not been verified unless otherwise specifically mentioned in the Report. The Subscriber shall independently verify the accuracy and correctness of the information/data before in any way acting upon the same. MIPL shall not be liable for any harm, injury, loss or damage caused to the Subscriber due to default by the Subscriber's debtors/beneficiaries in fulfilling their obligations of any nature whatsoever. This Report or any of its portion shall not be used as a documentary evidence or otherwise before any investigative agencies or forum of law. This Report is confidential and proprietary to MIPL. The Subscriber and/or any other person(s) may not reproduce, publish or disclose any of the contents of the Report to others without the express authorization of MIPL. This Report is prepared and issued to the Subscriber without any risk, responsibility or liability on the part of MIPL or its officials.

(2) Current assets			
(a) Current investments	0.000	0.000	0.000
(b) Inventories	335.048	245.621	205.864
(c) Trade receivables	447.424	311.230	258.802
(d) Cash and bank balances	50.928	24.095	19.463
(e) Short-term loans and advances	123.951	105.435	95.070
(f) Other current assets	46.461	25.686	15.801
Total Current Assets	1003.812	712.067	595.000
TOTAL	1513.227	1165.534	1038.525

PROFIT & LOSS ACCOUNT

	PARTICULARS	31.03.2017	31.03.2016	31.03.2015
	SALES			
	Total Revenue from operations	1799.451	1419.249	893.933
	Other Income	63.295	52.524	57.987
	TOTAL	1862.746	1471.773	951.920
Less	EXPENSES			
	Cost of Materials Consumed	1246.040	971.214	610.363
	Changes in inventories of finished goods, work-in-progress and Stock-in-Trade	(12.704)	(0.145)	51.917
	Employee benefit expense	132.158	93.996	83.643
	Other expenses	218.546	170.760	99.773
	TOTAL	1584.040	1235.825	845.696
	PROFIT/ (LOSS) BEFORE INTEREST, TAX, DEPRECIATION AND AMORTISATION	278.706	235.948	106.224
Less	FINANCIAL EXPENSES	43.487	43.957	34.580
	PROFIT / (LOSS) BEFORE TAX, DEPRECIATION AND AMORTISATION	235.219	191.991	71.644
Less/ Add	DEPRECIATION/ AMORTISATION	30.218	57.138	58.628
	PROFIT/ (LOSS) BEFORE TAX	205.001	134.853	13.016
Less	TAX	77.793	35.497	(8.058)
	PROFIT/ (LOSS) AFTER TAX	127.208	99.356	21.074
	Earnings / (Loss) Per Share (INR)	116.51	91.00	19.30

DISCLAIMER : This Report is **PRIVATE & CONFIDENTIAL** and it is prepared at the request of and for its use by the Subscriber only. The Subscriber shall use the contents of the Report merely as an aid to its business. Mira Inform Private Limited ("MIPL") has collated information/data in the Report, which have not been verified unless otherwise specifically mentioned in the Report. The Subscriber shall independently verify the accuracy and correctness of the information/data before in any way acting upon the same. MIPL shall not be liable for any harm, injury, loss or damage caused to the Subscriber due to default by the Subscriber's debtors/beneficiaries in fulfilling their obligations of any nature whatsoever. This Report or any of its portion shall not be used as a documentary evidence or otherwise before any investigative agencies or forum of law. This Report is confidential and proprietary to MIPL. The Subscriber and/or any other person(s) may not reproduce, publish or disclose any of the contents of the Report to others without the express authorization of MIPL. This Report is prepared and issued to the Subscriber without any risk, responsibility or liability on the part of MIPL or its officials.

CURRENT MATURITIES OF LONG TERM DEBT DETAILS

Particulars	31.03.2017	31.03.2016	31.03.2015
Current Maturities of Long term debt	64.644	2.581	0.515
Cash generated from operations	NA	NA	NA
Net cash flows from (used in) operations	178.529	185.796	83.819
Net cash flows from (used in) operating activities	119.226	185.796	65.145

KEY RATIOS

EFFICIENCY RATIOS

PARTICULARS	31.03.2017	31.03.2016	31.03.2015
Average Collection Days (Sundry Debtors / Income * 365 Days)	90.76	80.04	105.67
Account Receivables Turnover (Income / Sundry Debtors)	4.02	4.56	3.45
Average Payment Days (Sundry Creditors / Purchases * 365 Days)	90.70	57.52	59.48
Inventory Turnover (Operating Income / Inventories)	0.83	0.96	0.52
Asset Turnover (Operating Income / Net Fixed Assets)	0.60	0.56	0.26

LEVERAGE RATIOS

PARTICULARS	31.03.2017	31.03.2016	31.03.2015
Debt Ratio ((Borrowing + Current Liabilities) / Total Assets)	0.47	0.37	0.39
Debt Equity Ratio (Total Liability / Networth)	0.24	0.30	0.41
Current Liabilities to Networth (Current Liabilities / Net Worth)	0.71	0.51	0.46

DISCLAIMER : This Report is **PRIVATE & CONFIDENTIAL** and it is prepared at the request of and for its use by the Subscriber only. The Subscriber shall use the contents of the Report merely as an aid to its business. Mira Inform Private Limited ("MIPL") has collated information/data in the Report, which have not been verified unless otherwise specifically mentioned in the Report. The Subscriber shall independently verify the accuracy and correctness of the information/data before in any way acting upon the same. MIPL shall not be liable for any harm, injury, loss or damage caused to the Subscriber due to default by the Subscriber's debtors/beneficiaries in fulfilling their obligations of any nature whatsoever. This Report or any of its portion shall not be used as a documentary evidence or otherwise before any investigative agencies or forum of law. This Report is confidential and proprietary to MIPL. The Subscriber and/or any other person(s) may not reproduce, publish or disclose any of the contents of the Report to others without the express authorization of MIPL. This Report is prepared and issued to the Subscriber without any risk, responsibility or liability on the part of MIPL or its officials.

Fixed Assets to Networth (Net Fixed Assets / Networth)	0.55	0.58	0.67
Interest Coverage Ratio (PBIT / Financial Charges)	6.41	5.37	3.07

PROFITABILITY RATIOS

PARTICULARS		31.03.2017	31.03.2016	31.03.2015
Net Profit Margin ((PAT / Sales) * 100)	%	7.07	7.00	2.36
Return on Total Assets ((PAT / Total Assets) * 100)	%	8.41	8.52	2.03
Return on Investment (ROI) ((PAT / Networth) * 100)	%	14.91	13.69	3.39

SOLVENCY RATIOS

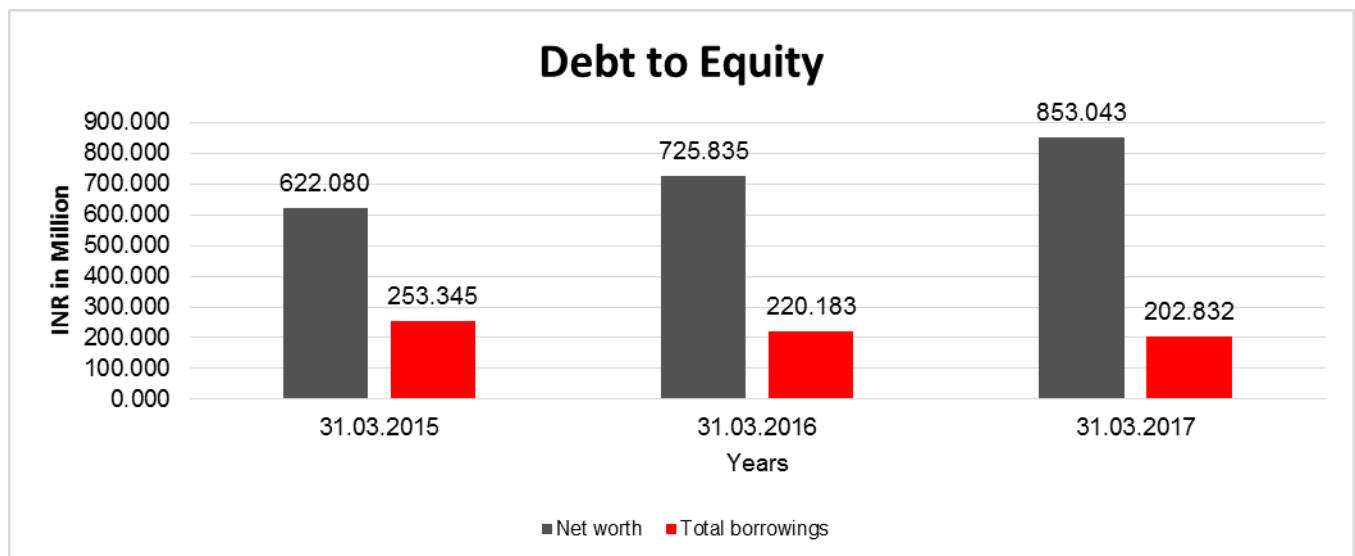
PARTICULARS		31.03.2017	31.03.2016	31.03.2015
Current Ratio (Current Assets / Current Liabilities)		1.66	1.91	2.07
Quick Ratio ((Current Assets – Inventories) / Current Liabilities)		1.11	1.25	1.35
G-Score Ratio Financial (Networth / Total Assets)		0.56	0.62	0.60
G-Score Ratio Debt (Debts / Equity Capital)		1.86	2.02	2.33
G-Score Ratio Liquidity (Total Current Assets / Total Current Liabilities)		1.66	1.91	2.07

Total Liability = Short-term Debt + Long-term Debt + Current Maturities of Long-term debts

FINANCIAL ANALYSIS
[all figures are in INR Million]

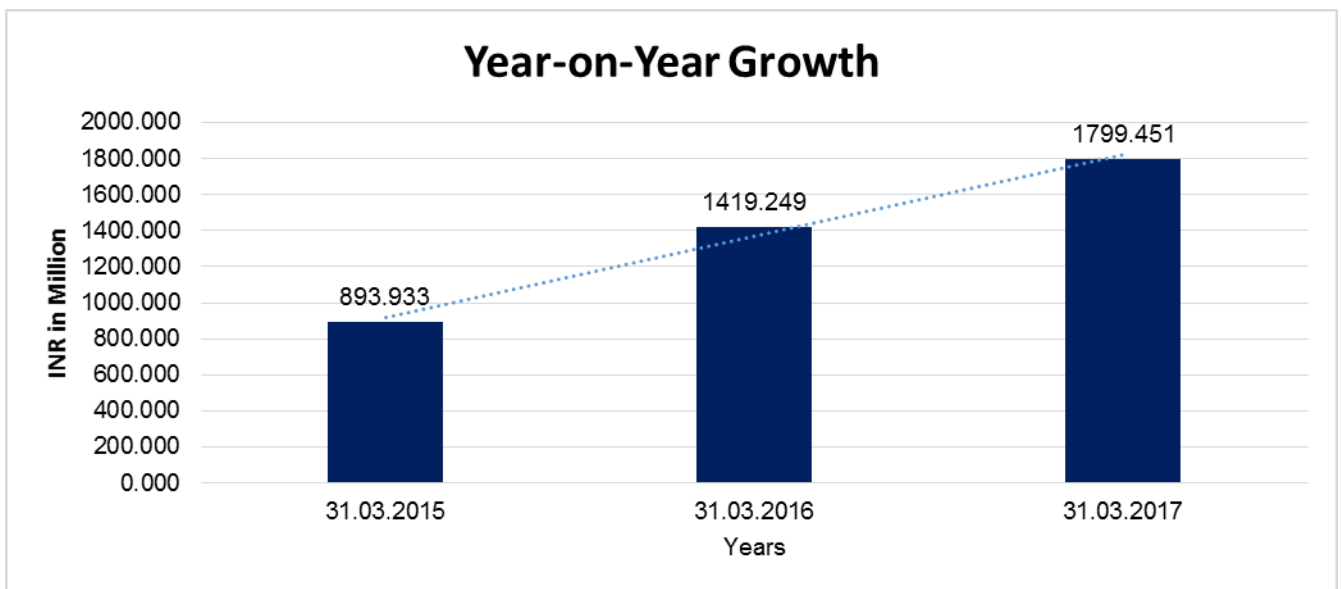
DEBT EQUITY RATIO

Particular	31.03.2015	31.03.2016	31.03.2017
	INR In Million	INR In Million	INR In Million
Share Capital	108.963	109.183	109.183
Reserves & Surplus	513.117	616.652	743.860
Money received against share warrants	0.000	0.000	0.000
Share Application money pending allotment	0.000	0.000	0.000
Net worth	622.080	725.835	853.043
long-term borrowings	119.248	56.023	41.448
Short term borrowings	133.582	161.579	96.740
Current Maturities of Long term debt	0.515	2.581	64.644
Total borrowings	253.345	220.183	202.832
Debt/Equity ratio	0.407	0.303	0.238



YEAR-ON-YEAR GROWTH

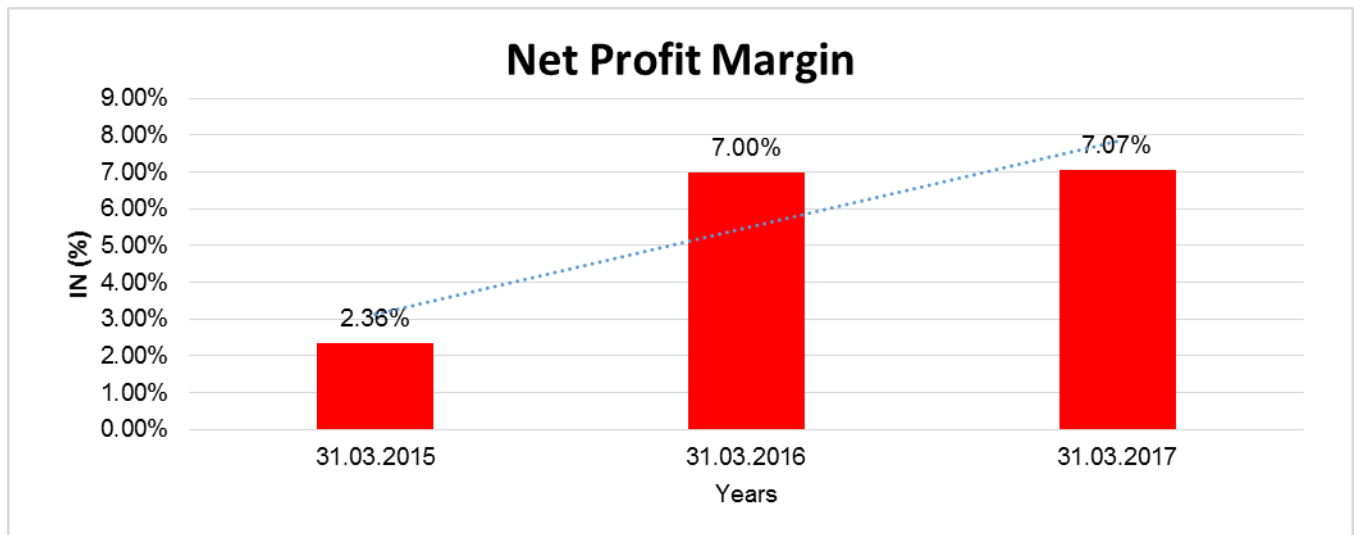
Year on Year Growth	31.03.2015	31.03.2016	31.03.2017
	INR In Million	INR In Million	INR In Million
Sales	893.933	1419.249	1799.451
		58.765	26.789



DISCLAIMER : This Report is **PRIVATE & CONFIDENTIAL** and it is prepared at the request of and for its use by the Subscriber only. The Subscriber shall use the contents of the Report merely as an aid to its business. Mira Inform Private Limited ("MIPL") has collated information/data in the Report, which have not been verified unless otherwise specifically mentioned in the Report. The Subscriber shall independently verify the accuracy and correctness of the information/data before in any way acting upon the same. MIPL shall not be liable for any harm, injury, loss or damage caused to the Subscriber due to default by the Subscriber's debtors/beneficiaries in fulfilling their obligations of any nature whatsoever. This Report or any of its portion shall not be used as a documentary evidence or otherwise before any investigative agencies or forum of law. This Report is confidential and proprietary to MIPL. The Subscriber and/or any other person(s) may not reproduce, publish or disclose any of the contents of the Report to others without the express authorization of MIPL. This Report is prepared and issued to the Subscriber without any risk, responsibility or liability on the part of MIPL or its officials.

NET PROFIT MARGIN

Net Profit Margin	31.03.2015	31.03.2016	31.03.2017
	INR In Million	INR In Million	INR In Million
Sales	893.933	1419.249	1799.451
Profit/ (Loss)	21.074	99.356	127.208
	2.36%	7.00%	7.07%



ABRIDGED BALANCE SHEET [CONSOLIDATED]

SOURCES OF FUNDS		31.03.2017	31.03.2016
I. EQUITY AND LIABILITIES			
(1) Shareholders' Funds			
(a) Share Capital		109.183	109.183
(b) Reserves and Surplus		744.649	616.652
(c) Money received against share warrants		0.000	0.000
(2) Share Application money pending allotment		0.000	0.000
Total Shareholders' Funds (1) + (2)		853.832	725.835
(3) Non-Current Liabilities			
(a) long-term borrowings		41.448	56.023
(b) Deferred tax liabilities (Net)		0.000	0.000
(c) Other long-term liabilities		0.000	0.000
(d) long-term provisions		15.408	10.553
Total Non-current Liabilities (3)		56.856	66.576
(4) Current Liabilities			
(a) Short-term borrowings		96.740	161.579
(b) Trade payables		310.411	153.058
(c) Other current liabilities		162.773	54.962
(d) Short-term provisions		34.194	3.523
Total Current Liabilities (4)		604.118	373.122
TOTAL		1514.806	1165.533
II. ASSETS			
(1) Non-current assets			
(a) Fixed Assets			
(i) Tangible assets		465.838	389.925
(ii) Intangible Assets		0.115	0.433
(iii) Tangible assets capital work-in-progress		0.000	29.838
(iv) Intangible assets under development		0.000	0.000
(b) Non-current Investments		47.975	13.597
(c) Deferred tax assets (net)		(5.692)	12.798
(d) Long-term loans and advances		0.745	6.876
(e) Other Non-current assets		0.000	0.000
Total Non-Current Assets		508.981	453.467
(2) Current assets			
(a) Current investments		0.000	0.000
(b) Inventories		335.815	245.621
(c) Trade receivables		447.418	311.230

DISCLAIMER : This Report is **PRIVATE & CONFIDENTIAL** and it is prepared at the request of and for its use by the Subscriber only. The Subscriber shall use the contents of the Report merely as an aid to its business. Mira Inform Private Limited ("MIPL") has collated information/data in the Report, which have not been verified unless otherwise specifically mentioned in the Report. The Subscriber shall independently verify the accuracy and correctness of the information/data before in any way acting upon the same. MIPL shall not be liable for any harm, injury, loss or damage caused to the Subscriber due to default by the Subscriber's debtors/beneficiaries in fulfilling their obligations of any nature whatsoever. This Report or any of its portion shall not be used as a documentary evidence or otherwise before any investigative agencies or forum of law. This Report is confidential and proprietary to MIPL. The Subscriber and/or any other person(s) may not reproduce, publish or disclose any of the contents of the Report to others without the express authorization of MIPL. This Report is prepared and issued to the Subscriber without any risk, responsibility or liability on the part of MIPL or its officials.

(d) Cash and bank balances		52.180	24.096
(e) Short-term loans and advances		123.951	105.435
(f) Other current assets		46.461	25.684
Total Current Assets		1005.825	712.066
TOTAL		1514.806	1165.533

PROFIT & LOSS ACCOUNT

	PARTICULARS	31.03.2017	31.03.2016
	SALES		
	Total Revenue from operations	1799.481	1419.249
	Other Income	63.295	52.524
	TOTAL	1862.776	1471.773
Less	EXPENSES		
	Cost of Materials Consumed	1246.853	971.214
	Changes in inventories of finished goods, work-in-progress and Stock-in-Trade	(13.471)	(0.145)
	Employee benefit expense	132.158	93.996
	Other expenses	218.621	170.760
	TOTAL	1584.161	1235.825
	PROFIT/ (LOSS) BEFORE INTEREST, TAX, DEPRECIATION AND AMORTISATION	278.615	235.948
Less	FINANCIAL EXPENSES	43.492	43.957
	PROFIT / (LOSS) BEFORE TAX, DEPRECIATION AND AMORTISATION	235.123	191.991
Less/ Add	DEPRECIATION/ AMORTISATION	30.218	57.138
	PROFIT/ (LOSS) BEFORE TAX	204.905	134.853
Less	TAX	77.793	35.497
	PROFIT/ (LOSS) AFTER TAX	127.112	99.356
	Share of profit (loss) of associates	0.941	0.000
	TOTAL PROFIT (LOSS) FOR PERIOD	128.053	99.356
	Earnings / (Loss) Per Share (INR)	116.42	91.00

DISCLAIMER : This Report is **PRIVATE & CONFIDENTIAL** and it is prepared at the request of and for its use by the Subscriber only. The Subscriber shall use the contents of the Report merely as an aid to its business. Mira Inform Private Limited ("MIPL") has collated information/data in the Report, which have not been verified unless otherwise specifically mentioned in the Report. The Subscriber shall independently verify the accuracy and correctness of the information/data before in any way acting upon the same. MIPL shall not be liable for any harm, injury, loss or damage caused to the Subscriber due to default by the Subscriber's debtors/beneficiaries in fulfilling their obligations of any nature whatsoever. This Report or any of its portion shall not be used as a documentary evidence or otherwise before any investigative agencies or forum of law. This Report is confidential and proprietary to MIPL. The Subscriber and/or any other person(s) may not reproduce, publish or disclose any of the contents of the Report to others without the express authorization of MIPL. This Report is prepared and issued to the Subscriber without any risk, responsibility or liability on the part of MIPL or its officials.

LOCAL AGENCY FURTHER INFORMATION

Sr. No.	Check list by info agents	Available in Report (Yes/No)
1	Year of establishment	Yes
2	Constitution of the entity -Incorporation details	Yes
3	Locality of the entity	Yes
4	Premises details	No
5	Buyer visit details	--
6	Contact numbers	Yes
7	Name of the person contacted	Yes
8	Designation of contact person	Yes
9	Promoter's background	Yes
10	Date of Birth of Proprietor / Partners / Directors	Yes
11	Pan Card No. of Proprietor / Partners	Yes
12	Voter Id Card No. of Proprietor / Partners	No
13	Type of business	Yes
14	Line of Business	Yes
15	Export/import details (if applicable)	No
16	No. of employees	No
17	Details of sister concerns	Yes
18	Major suppliers	No
19	Major customers	No
20	Banking Details	Yes
21	Banking facility details	Yes
22	Conduct of the banking account	--
23	Financials, if provided	Yes
24	Capital in the business	Yes
25	Last accounts filed at ROC, if applicable	Yes
26	Turnover of firm for last three years	Yes
27	Reasons for variation <> 20%	--
28	Estimation for coming financial year	No
29	Profitability for last three years	Yes
30	Major shareholders, if available	Yes
31	External Agency Rating, if available	Yes
32	Litigations that the firm/promoter involved in	--
33	Market information	--
34	Payments terms	No
35	Negative Reporting by Auditors in the Annual Report	No

INDEX OF CHARGES

SN O	SRN	CHARGE ID	CHARGE HOLDER NAME	DATE OF CREATION	DATE OF MODIFICATION	DATE OF SATISFACTION	AMOUNT	ADDRESS
1	G89324875	100182105	ICICI BANK LTD.	09/04/2018	-	-	2532000.0	ICICI BANK TOWER, NEAR CHAKLI CIRCLE, OLD PADRA ROAD, VADODARA GJ390007IN
2	G92429596	100093279	HDFC BANK LIMITED	28/03/2017	31/05/2018	-	757000000.0	HDFC BANK HOUSE SENAPATI BAPAT MARGLOWER PAREL WMUMBAIMH400013IN
3	G32936866	100071099	HDFC BANK LIMITED	15/12/2016	-	-	3500000.0	HDFC BANK HOUSE, SENAPATI BAPAT MARGLOWER PAREL (WEST) MUMBAIMH 400013IN
4	G11219011	100048851	HDFC BANK LIMITED	24/02/2016	-	-	2370000.0	HDFC BANK HOUSE, SENAPATI BAPAT MARGLOWER PAREL (WEST) MUMBAIMH400013IN
5	G43859065	100023555	THE SHAMRAO VITHAL CO-OPERATIVE BANK LIMITED	19/02/2016	23/09/2016	15/05/2017	438800000.0	SVC TOWERS, NEHRU ROAD, VAKOLA, SANTACRUZ (EAST) MUMBAIMH400055IN
6	G03003068	90044418	INDIAN OVERSEAS BANK	23/10/2004	06/03/2014	18/04/2016	340000000.0	KAILASH COLONY BRANCH, HS-31, KAILASH COLONY MARKET NEW DELHI DL110048IN

DISCLAIMER : This Report is **PRIVATE & CONFIDENTIAL** and it is prepared at the request of and for its use by the Subscriber only. The Subscriber shall use the contents of the Report merely as an aid to its business. Mira Inform Private Limited ("MIPL") has collated information/data in the Report, which have not been verified unless otherwise specifically mentioned in the Report. The Subscriber shall independently verify the accuracy and correctness of the information/data before in any way acting upon the same. MIPL shall not be liable for any harm, injury, loss or damage caused to the Subscriber due to default by the Subscriber's debtors/beneficiaries in fulfilling their obligations of any nature whatsoever. This Report or any of its portion shall not be used as a documentary evidence or otherwise before any investigative agencies or forum of law. This Report is confidential and proprietary to MIPL. The Subscriber and/or any other person(s) may not reproduce, publish or disclose any of the contents of the Report to others without the express authorization of MIPL. This Report is prepared and issued to the Subscriber without any risk, responsibility or liability on the part of MIPL or its officials.

7	A80622 129	101277 18	INDIAN OVERS EAS BANK	04/11/2 008	-	12/03/20 10	15000000.0	HS-31, KAILASH COLONY MARKETNEW DELHIDL110048IN
8	A80622 533	100646 16	INDIAN OVERS EAS BANK	07/08/2 007	-	12/03/20 10	15000000.0	KAILASH COLONY,NEW DELHIDL110048IN
9	A80622 442	100646 19	INDIAN OVERS EAS BANK	07/08/2 007	-	12/03/20 10	15000000.0	KAILASH COLONY,NEW DELHIDL110048IN
10	A80622 350	100646 25	INDIAN OVERS EAS BANK	07/08/2 007	-	12/03/20 10	18750000.0	KAILASH COLONY,NEW DELHIDL110048IN

UNSECURED LOANS

PARTICULARS	31.03.2017 (INR In Million)	31.03.2016 (INR In Million)
LONG-TERM BORROWINGS		
Working capital loans from banks	3.409	9.806
Total	3.409	9.806

STATE OF COMPANY'S AFFAIRS

The board feels that the profitability in the Company will be better in the coming years

FIXED ASSETS:

- Land
- Buildings
- Plant and equipment
- Furniture and fixtures
- Vehicles
- Office equipment

DISCLAIMER : This Report is **PRIVATE & CONFIDENTIAL** and it is prepared at the request of and for its use by the Subscriber only. The Subscriber shall use the contents of the Report merely as an aid to its business. Mira Inform Private Limited ("MIPL") has collated information/data in the Report, which have not been verified unless otherwise specifically mentioned in the Report. The Subscriber shall independently verify the accuracy and correctness of the information/data before in any way acting upon the same. MIPL shall not be liable for any harm, injury, loss or damage caused to the Subscriber due to default by the Subscriber's debtors/beneficiaries in fulfilling their obligations of any nature whatsoever. This Report or any of its portion shall not be used as a documentary evidence or otherwise before any investigative agencies or forum of law. This Report is confidential and proprietary to MIPL. The Subscriber and/or any other person(s) may not reproduce, publish or disclose any of the contents of the Report to others without the express authorization of MIPL. This Report is prepared and issued to the Subscriber without any risk, responsibility or liability on the part of MIPL or its officials.

CMT REPORT (Corruption, Money Laundering & Terrorism]

The Public Notice information has been collected from various sources including but not limited to: **The Courts, India Prisons Service, Interpol, etc.**

1] INFORMATION ON DESIGNATED PARTY

No records exist designating subject or any of its beneficial owners, controlling shareholders or senior officers as terrorist or terrorist organization or whom notice had been received that all financial transactions involving their assets have been blocked or convicted, found guilty or against whom a judgement or order had been entered in a proceedings for violating money-laundering, anti-corruption or bribery or international economic or anti-terrorism sanction laws or whose assets were seized, blocked, frozen or ordered forfeited for violation of money laundering or international anti-terrorism laws.

2] Court Declaration :

No records exist to suggest that subject is or was the subject of any formal or informal allegations, prosecutions or other official proceeding for making any prohibited payments or other improper payments to government officials for engaging in prohibited transactions or with designated parties.

3] Asset Declaration :

No records exist to suggest that the property or assets of the subject are derived from criminal conduct or a prohibited transaction.

4] Record on Financial Crime :

Charges or conviction registered against subject: **None**

5] Records on Violation of Anti-Corruption Laws :

Charges or investigation registered against subject: **None**

6] Records on Int'l Anti-Money Laundering Laws/Standards :

Charges or investigation registered against subject: **None**

7] Criminal Records

No available information exist that suggest that subject or any of its principals have been formally charged or convicted by a competent governmental authority for any financial crime or under any formal investigation by a competent government authority for any violation of anti-corruption laws or international anti-money laundering laws or standard.

8] Affiliation with Government :

No record exists to suggest that any director or indirect owners, controlling shareholders, director, officer or employee of the company is a government official or a family member or close business associate of a Government official.

9] Compensation Package :

Our market survey revealed that the amount of compensation sought by the subject is fair and reasonable and comparable to compensation paid to others for similar services.

- 10] **Press Report :**
No press reports / filings exists on the subject.

CORPORATE GOVERNANCE

MIRA INFORM as part of its Due Diligence do provide comments on Corporate Governance to identify management and governance. These factors often have been predictive and in some cases have created vulnerabilities to credit deterioration.

Our Governance Assessment focuses principally on the interactions between a company's management, its Board of Directors, Shareholders and other financial stakeholders.

CONTRAVENTION

Subject is not known to have contravened any existing local laws, regulations or policies that prohibit, restrict or otherwise affect the terms and conditions that could be included in the agreement with the subject.

FOREIGN EXCHANGE RATES

Currency	Unit	INR
US Dollar	1	INR 68.80
UK Pound	1	INR 90.58
Euro	1	INR 80.45

INFORMATION DETAILS

Information Gathered by :	RUB
Analysis Done by :	PRY
Report Prepared by :	RUP

DISCLAIMER : This Report is **PRIVATE & CONFIDENTIAL** and it is prepared at the request of and for its use by the Subscriber only. The Subscriber shall use the contents of the Report merely as an aid to its business. Mira Inform Private Limited ("MIPL") has collated information/data in the Report, which have not been verified unless otherwise specifically mentioned in the Report. The Subscriber shall independently verify the accuracy and correctness of the information/data before in any way acting upon the same. MIPL shall not be liable for any harm, injury, loss or damage caused to the Subscriber due to default by the Subscriber's debtors/beneficiaries in fulfilling their obligations of any nature whatsoever. This Report or any of its portion shall not be used as a documentary evidence or otherwise before any investigative agencies or forum of law. This Report is confidential and proprietary to MIPL. The Subscriber and/or any other person(s) may not reproduce, publish or disclose any of the contents of the Report to others without the express authorization of MIPL. This Report is prepared and issued to the Subscriber without any risk, responsibility or liability on the part of MIPL or its officials.

SCORE FACTORS

DEMERIT POINTS		
--BANK CHARGES	YES/NO	YES
--LITIGATION	YES/NO	NO
--OTHER ADVERSE INFORMATION	YES/NO	NO
MERIT POINTS		
--SOLE DISTRIBUTORSHIP	YES/NO	NO
--EXPORT ACTIVITIES	YES/NO	NO
--AFFILIATION	YES/NO	YES
--LISTED	YES/NO	NO
--OTHER MERIT FACTORS	YES/NO	YES

RATING EXPLANATIONS

Credit Rating	Explanation	Rating Comments
A++	Minimum Risk	Business dealings permissible with minimum risk of default
A+	Low Risk	Business dealings permissible with low risk of default
A	Acceptable Risk	Business dealings permissible with moderate risk of default
B	Medium Risk	Business dealings permissible on a regular monitoring basis
C	Medium High Risk	Business dealings permissible preferably on secured basis
D	High Risk	Business dealing not recommended or on secured terms only
NB	New Business	No recommendation can be done due to business in infancy stage
NT	No Trace	No recommendation can be done as the business is not traceable

NB is stated where there is insufficient information to facilitate rating. However, it is not to be considered as unfavourable.

This score serves as a reference to assess SC's credit risk and to set the amount of credit to be extended. It is calculated from a composite of weighted scores obtained from each of the major sections of this report. The assessed factors are as follows:

- Financial condition covering various ratios
- Company background and operations size
- Promoters / Management background
- Payment record
- Litigation against the subject
- Industry scenario / competitor analysis
- Supplier / Customer / Banker review (wherever available)

DISCLAIMER : This Report is **PRIVATE & CONFIDENTIAL** and it is prepared at the request of and for its use by the Subscriber only. The Subscriber shall use the contents of the Report merely as an aid to its business. Mira Inform Private Limited ("MIPL") has collated information/data in the Report, which have not been verified unless otherwise specifically mentioned in the Report. The Subscriber shall independently verify the accuracy and correctness of the information/data before in any way acting upon the same. MIPL shall not be liable for any harm, injury, loss or damage caused to the Subscriber due to default by the Subscriber's debtors/beneficiaries in fulfilling their obligations of any nature whatsoever. This Report or any of its portion shall not be used as a documentary evidence or otherwise before any investigative agencies or forum of law. This Report is confidential and proprietary to MIPL. The Subscriber and/or any other person(s) may not reproduce, publish or disclose any of the contents of the Report to others without the express authorization of MIPL. This Report is prepared and issued to the Subscriber without any risk, responsibility or liability on the part of MIPL or its officials.