

MIRA INFORM REPORT

Report No. :	522011
Report Date :	27.07.2018

IDENTIFICATION DETAILS

Name :	K.T.V. HEALTH FOOD PRIVATE LIMITED
Registered Office :	No.7/3, Arul Nagar Salai, R. V. Nagar Post, Kodungaiyur, Chennai – 600118, Tamilnadu
Tel. No.:	91-44-25557301 / 25251633
Country :	India
Financials (as on) :	31.03.2016
Date of Incorporation :	09.08.2002
CIN No.: [Company Identification No.]	U15143TN2002PTC049397
Capital Investment / Paid-up Capital :	INR 22.505 Million
IEC No.: [Import-Export Code No.]	0402015142
PAN No.: [Permanent Account No.]	AABCK8863F
GSTN : [Goods & Service Tax Registration No.]	33AABCK8863F1ZH (Tamilnadu) 29AABCK8863F2Z5 (Karnataka) 36AABCK8863F1ZB (Telangana) 37AABCK8863F1Z9 (Andhra Pradesh)
TIN / CST No.:	33871083006
Legal Form :	Private Limited Liability Company
Line of Business :	Manufacturing, trading and marketing of edible oils and also engaged in power generation. [Registered Activity]
No. of Employees :	Information denied by the management

RATING & COMMENTS

DISCLAIMER : This Report is **PRIVATE & CONFIDENTIAL** and it is prepared at the request of and for its use by the Subscriber only. The Subscriber shall use the contents of the Report merely as an aid to its business. Mira Inform Private Limited ("MIPL") has collated information/data in the Report, which have not been verified unless otherwise specifically mentioned in the Report. The Subscriber shall independently verify the accuracy and correctness of the information/data before in any way acting upon the same. MIPL shall not be liable for any harm, injury, loss or damage caused to the Subscriber due to default by the Subscriber's debtors/beneficiaries in fulfilling their obligations of any nature whatsoever. This Report or any of its portion shall not be used as a documentary evidence or otherwise before any investigative agencies or forum of law. This Report is confidential and proprietary to MIPL. The Subscriber and/or any other person(s) may not reproduce, publish or disclose any of the contents of the Report to others without the express authorization of MIPL. This Report is prepared and issued to the Subscriber without any risk, responsibility or liability on the part of MIPL or its officials.

(Mira Inform has adopted New Rating mechanism w.e.f. 23rd January 2017)

MIRA's Rating :

B

Credit Rating	Explanation	Rating Comments
B	Medium Risk	Business dealings permissible on a regular monitoring basis

Status :	Moderate
Payment Behaviour :	Slow but correct
Litigation :	Clear
Comments :	<p>K.T.V. Health Food Private Limited (KTVHFPL) is 50:50 joint ventures between their promoters and Adani Wilmar Limited. The KTV group refines sunflower oil and palm oil. It was incorporated in the year 2002 and it is having moderate track records.</p> <p>As per Registrar Of Companies the date of balance sheet (i.e. financial filed) is shown as 31-03-2017 but the documents related to the financial for the year 2017 are not available from any sources.</p> <p>As per available financials 2016, the company has registered decrease in its revenue from operations as compared to previous year and reported losses.</p> <p>Rating takes into consideration moderate financial risk profile of the company marked by high debt balance sheet.</p> <p>Further, rating is constrained on account of excess of borrowings recorded during the year which can be threat to its financial positions, deterioration in the revenue profile along with continuously incurring losses from last 2 years of business operations, volatile edible oil prices, intense competition in the edible oil segment.</p> <p>However, rating weakness is partially offset by KTV group's established presence in the edible oil market.</p> <p>Business is active. Payments are seems to be slow but correct.</p> <p>In view of the aforesaid, the company can be considered for business dealings with some cautions.</p>

NOTES:

Any query related to this report can be made on e-mail: infodept@mirainform.com while quoting report number, name and date.

ECGC Country Risk Classification List

Country Name	Previous Rating	Current Rating
--------------	-----------------	----------------

DISCLAIMER : This Report is **PRIVATE & CONFIDENTIAL** and it is prepared at the request of and for its use by the Subscriber only. The Subscriber shall use the contents of the Report merely as an aid to its business. Mira Inform Private Limited ("MIPL") has collated information/data in the Report, which have not been verified unless otherwise specifically mentioned in the Report. The Subscriber shall independently verify the accuracy and correctness of the information/data before in any way acting upon the same. MIPL shall not be liable for any harm, injury, loss or damage caused to the Subscriber due to default by the Subscriber's debtors/beneficiaries in fulfilling their obligations of any nature whatsoever. This Report or any of its portion shall not be used as a documentary evidence or otherwise before any investigative agencies or forum of law. This Report is confidential and proprietary to MIPL. The Subscriber and/or any other person(s) may not reproduce, publish or disclose any of the contents of the Report to others without the express authorization of MIPL. This Report is prepared and issued to the Subscriber without any risk, responsibility or liability on the part of MIPL or its officials.

	(31.12.2017)	(01.04.2018)
India	A1	A1

Risk Category	ECGC Classification
Insignificant	A1
Low Risk	A2
Moderately Low Risk	B1
Moderate Risk	B2
Moderately High Risk	C1
High Risk	C2
Very High Risk	D

EXTERNAL AGENCY RATING

Rating Agency Name	CRISIL
Rating	Long Term Rating= BBB-
Rating Explanation	Moderate degree of safety and moderate credit risk.
Date	27.12.2017

Rating Agency Name	CRISIL
Rating	Short Term Rating= A3
Rating Explanation	Moderate degree of safety and higher credit risk.
Date	27.12.2017

RBI DEFAULTERS' LIST STATUS

Subject's name is not enlisted as a defaulter in the publicly available RBI Defaulters' list.

EPF (Employee Provident Fund) DEFAULTERS' LIST STATUS

Subject's name is not enlisted as a defaulter in the publicly available EPF (Employee Provident Fund) Defaulters' list as of 31-03-2018.

BIFR (Board for Industrial & Financial Reconstruction) LISTING STATUS

Subject's name is not listed as a Sick Unit in the publicly available BIFR (Board for Industrial & Financial Reconstruction) list as of 27.07.2018

IBBI (Insolvency and Bankruptcy Board of India) LISTING STATUS

DISCLAIMER : This Report is **PRIVATE & CONFIDENTIAL** and it is prepared at the request of and for its use by the Subscriber only. The Subscriber shall use the contents of the Report merely as an aid to its business. Mira Inform Private Limited ("MIPL") has collated information/data in the Report, which have not been verified unless otherwise specifically mentioned in the Report. The Subscriber shall independently verify the accuracy and correctness of the information/data before in any way acting upon the same. MIPL shall not be liable for any harm, injury, loss or damage caused to the Subscriber due to default by the Subscriber's debtors/beneficiaries in fulfilling their obligations of any nature whatsoever. This Report or any of its portion shall not be used as a documentary evidence or otherwise before any investigative agencies or forum of law. This Report is confidential and proprietary to MIPL. The Subscriber and/or any other person(s) may not reproduce, publish or disclose any of the contents of the Report to others without the express authorization of MIPL. This Report is prepared and issued to the Subscriber without any risk, responsibility or liability on the part of MIPL or its officials.

Subject's name is not listed in the publicly available IBBI (Insolvency and Bankruptcy Board of India) list as of report date.

INFORMATION DENIED BY

Name :	Mr. Balsubramanian
Designation :	Head of HR Department
Contact No.:	91-44-25555996
Date :	27.07.2018

Management Non-Cooperative (91-44-25251633 / 25555435)

91-44-25557301 - Continuously Ringing

LOCATIONS

Registered Office :	No.7/3, Arul Nagar Salai, R. V. Nagar Post, Kodungaiyur , Chennai – 600118, Tamilnadu, India
Tel. No.:	91-44-25557301/ 25251633/ 25555435 / 25555996
Fax No.:	91-44-25557069/ 25241805
E-Mail :	ktvkannan@kogktv.com vinoth@kogktv.com gopi@kogktv.com
Website :	www.ktvhealthfood.com
Location :	Owned
Locality :	Commercial
Factory 1 :	B-69, Sipcot Industrial Complex, Gummidipoondi - 601201, Tamilnadu, India
E-Mail :	info@sunlandsunfloweroil.com
Factory 2:	Plot No. C-85, 2 nd Main Road, SIPCOT, Madathur Post, Tuticorin – 628008, Tamilnadu, India
Tel. No.:	91-461-2340990 / 2341460
Fax No.:	91-461-2341064
Factory 3:	7/3, Arul Nagar Salai, Kodungaiyur, Chennai – 600118, Tamilnadu, India
Tel. No.:	2555 7301-03, 2555 5435, 2555 5996

DIRECTORS

AS ON 31.03.2018

Name :	Mr. Kolar Thulasi Varadaraja Chetty Kannan
Designation :	Managing Director
Address :	New No.48, Old No.310, Thambu Chetty Street, Chennai - 600001, Tamilnadu, India

DISCLAIMER : This Report is **PRIVATE & CONFIDENTIAL** and it is prepared at the request of and for its use by the Subscriber only. The Subscriber shall use the contents of the Report merely as an aid to its business. Mira Inform Private Limited ("MIPL") has collated information/data in the Report, which have not been verified unless otherwise specifically mentioned in the Report. The Subscriber shall independently verify the accuracy and correctness of the information/data before in any way acting upon the same. MIPL shall not be liable for any harm, injury, loss or damage caused to the Subscriber due to default by the Subscriber's debtors/beneficiaries in fulfilling their obligations of any nature whatsoever. This Report or any of its portion shall not be used as a documentary evidence or otherwise before any investigative agencies or forum of law. This Report is confidential and proprietary to MIPL. The Subscriber and/or any other person(s) may not reproduce, publish or disclose any of the contents of the Report to others without the express authorization of MIPL. This Report is prepared and issued to the Subscriber without any risk, responsibility or liability on the part of MIPL or its officials.

Date of Birth/Age :	06.12.1969		
Date of Appointment :	01.01.2009		
PAN No.:	AAAFK0586D		
DIN No.:	00030357		
Other Directorship:			
CIN/FCRN	Company Name	Begin Date	End Date
U15142TN1992PTC022080	VARADARAJA AGRO INDUSTRIES PRIVATE LIMITED	27/01/1992	-
U15141TN2002PTC049276	K.T.V. OILS AND FATS PRIVATE LIMITED	17/07/2002	-
U40105TN2010PTC077094	KTV POWER AND LOGISTICS PRIVATE LIMITED	23/08/2010	-
U40300TN2012PTC085926	K.T.V. OIL MILLS PRIVATE LIMITED	16/05/2012	-
Name : Ms. Latha Narayanan			
Designation : Director			
Address : 48/310, Thambu Chetty Street, Mannady, Chennai - 600001, Tamilnadu, India			
Date of Birth/Age : 14.05.1970			
Date of Appointment : 01.01.2009			
PAN No.: AACPN4464H			
DIN No.: 01002678			
Other Directorship:			
CIN/FCRN	Company Name	Begin Date	End Date
U40105TN2010PTC077094	KTV POWER AND LOGISTICS PRIVATE LIMITED	23/08/2010	-
U40300TN2012PTC085926	K.T.V. OIL MILLS PRIVATE LIMITED	01/04/2017	-
Name : Mr. Kripakar Varshney			
Designation : Director			
Address : E 11 Nebula Tower, B/ H Grand Bhagvati, Bodakdev, Ahmedabad - 380054, Gujarat, India			
Date of Birth/Age : 23.08.1959			
Date of Appointment : 29.09.2012			
DIN No.: 02583683			
Other Directorship:			
CIN/FCRN	Company Name	Begin Date	End Date
U85110GJ1995PLC067038	RAJSHRI PACKAGERS LIMITED	31/08/2009	-
U15143GJ1998PTC084002	SATYA SAI AGROILS PRIVATE LIMITED	22/06/2015	-
U15142TN1992PTC022080	VARADARAJA AGRO INDUSTRIES PRIVATE LIMITED	29/09/2012	-
U74899DL1978NPL009493	INDIAN VANASPATI PRODUCERS ASSOCIATION	01/09/2009	-
U74120GJ2014PLC079278	ADANI AGRI LOGISTICS (MP) LIMITED	21/03/2014	-
U63000GJ2014PLC079619	ADANI AGRI LOGISTICS (UJJAIN) LIMITED	29/05/2014	-
U63023GJ2014PLC079601	ADANI AGRI LOGISTICS (HARDA) LIMITED	28/05/2014	-
U63000GJ2014PLC079611	ADANI AGRI LOGISTICS (HOSHANGABAD) LIMITED	28/05/2014	-
U63000GJ2014PLC079612	ADANI AGRI LOGISTICS (SATNA) LIMITED	28/05/2014	-

U63090GJ2014PLC079629	ADANI AGRI LOGISTICS (DEWAS) LIMITED	29/05/2014	-
U63090GJ2017PLC095187	ADANI AGRI LOGISTICS (BARNALA) LIMITED	03/05/2018	-
U63030GJ2017PLC095190	ADANI AGRI LOGISTICS (MOGA) LIMITED	03/05/2018	-
U63030GJ2017PLC095224	ADANI AGRI LOGISTICS (BATHINDA) LIMITED	03/05/2018	-
Name : Mr. Babu Bhoopathy			
Designation : Director			
Address : No.18, K.K.R. Garden, Madhavaram, Chennai - 600060, Tamilnadu, India			
Date of Birth/Age : 13.07.1955			
Date of Appointment : 30.09.2013			
DIN No.: 06649340			

KEY EXECUTIVES

Name :	Mr. Balsubramanian
Designation :	Head of HR Department

MAJOR SHAREHOLDERS

AS ON 31.03.2017

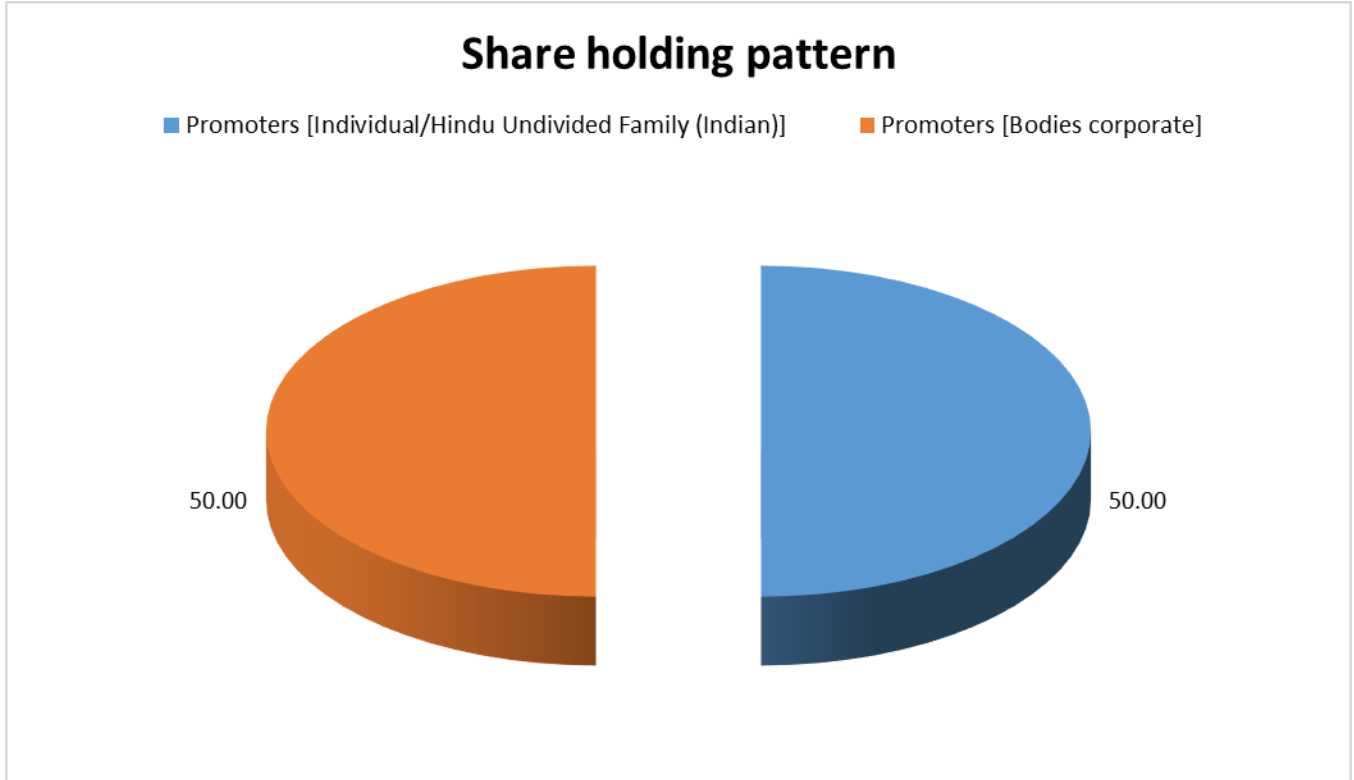
Names of Shareholders	No. of Shares
Latha Narayanan	18250
K.T.V. Kannan	44200
K. Priya Kannan	7000
K.T.V. Narayanan	43075
Adani Wilmar Limited	112525
Total	225050

Equity Share Break up (Percentage of Total Equity)

AS ON 30.09.2017

Category	Percentage
Promoters [Individual/Hindu Undivided Family (Indian)]	50.00
Promoters [Bodies corporate]	50.00
Total	100.00

DISCLAIMER : This Report is **PRIVATE & CONFIDENTIAL** and it is prepared at the request of and for its use by the Subscriber only. The Subscriber shall use the contents of the Report merely as an aid to its business. Mira Inform Private Limited ("MIPL") has collated information/data in the Report, which have not been verified unless otherwise specifically mentioned in the Report. The Subscriber shall independently verify the accuracy and correctness of the information/data before in any way acting upon the same. MIPL shall not be liable for any harm, injury, loss or damage caused to the Subscriber due to default by the Subscriber's debtors/beneficiaries in fulfilling their obligations of any nature whatsoever. This Report or any of its portion shall not be used as a documentary evidence or otherwise before any investigative agencies or forum of law. This Report is confidential and proprietary to MIPL. The Subscriber and/or any other person(s) may not reproduce, publish or disclose any of the contents of the Report to others without the express authorization of MIPL. This Report is prepared and issued to the Subscriber without any risk, responsibility or liability on the part of MIPL or its officials.



BUSINESS DETAILS

Line of Business :	Manufacturing, trading and marketing of edible oils and also engaged in power generation. [Registered Activity]	
Products / Services :	Name and Description of main products / services	ITC Code
	Crude Palm Oil	15111000
	Refined Palm Oil	15119010
	RBD Palmolein	15119020
	Crude Sunflower Oil	15121110
	Refined Sunflower Oil	15121910
Brand Names :	Not Available	
Agencies Held :	Not Available	
Exports :	Not Divulged	
Imports :	Not Divulged	
Terms :	Not Divulged	

DISCLAIMER : This Report is **PRIVATE & CONFIDENTIAL** and it is prepared at the request of and for its use by the Subscriber only. The Subscriber shall use the contents of the Report merely as an aid to its business. Mira Inform Private Limited ("MIPL") has collated information/data in the Report, which have not been verified unless otherwise specifically mentioned in the Report. The Subscriber shall independently verify the accuracy and correctness of the information/data before in any way acting upon the same. MIPL shall not be liable for any harm, injury, loss or damage caused to the Subscriber due to default by the Subscriber's debtors/beneficiaries in fulfilling their obligations of any nature whatsoever. This Report or any of its portion shall not be used as a documentary evidence or otherwise before any investigative agencies or forum of law. This Report is confidential and proprietary to MIPL. The Subscriber and/or any other person(s) may not reproduce, publish or disclose any of the contents of the Report to others without the express authorization of MIPL. This Report is prepared and issued to the Subscriber without any risk, responsibility or liability on the part of MIPL or its officials.

PRODUCTION STATUS – (NOT AVAILABLE)

GENERAL INFORMATION

Suppliers :	Reference :	Not Divulged	
	Name of the Person :	--	
	Contact No.:	--	
	Since How Long Known :	--	
	Maximum Limit Dealt :	--	
	Experience :	--	
	Remark :	--	
Customers :	Reference :	Not Divulged	
	Name of the Person :	--	
	Contact No.:	--	
	Since How Long Known :	--	
	Maximum Limit Dealt :	--	
	Experience :	--	
	Remark :	--	
No. of Employees :	Information denied by the management		
Bankers :	Banker Name :	IDFC Bank Limited	
	Branch :	'KRM Tower', 7th Floor, No.1, Harrington Road, Chetpet, Chennai – 600031, Tamilnadu, India	
	Person Name (With Designation) :	--	
	Contact Number :	--	
	Name of Account Holder :	--	
	Account Number :	--	
	Account Since (Date/Year of Account Opening) :	--	
	Average Balance Maintained :	--	
	Credit Facilities Enjoyed (CC/OD/Term Loan) :	--	
	Account Operation :	--	
	Remark :	--	
Facilities :	SECURED LOANS	31.03.2016 INR In Million	31.03.2015 INR In Million
	LONG TERM BORROWINGS		
	Rupee term loans from banks	104.068	95.837

SHORT TERM BORROWINGS			
Term loans from others	5801.250	7791.372	
Working capital loans from banks	4.962	14.010	
Loans repayable on demand	1387.683	740.591	
Total	7297.963	8641.810	

Auditors :	
Name :	Saiprasad Jaini Chartered Accountants
Address :	Flat No.1-C, Oakland (Front Block), No.17, Malony Road, T.Nagar, Chennai - 600017, Tamilnadu, India
PAN No.:	AAKPS4722R
Memberships :	Not Available
Collaborators :	Not Available
Associates:	<ul style="list-style-type: none"> • Kog-KTV Food Products (India) Private Limited • KTV Power and Logistics Private Limited • K.T.V. Oil Mills Private Limited • Wilmar Trading Pte Limited • Wilmar Trading (China) Pte Limited • Acalpo Pte Limited • Jiangsu Spring Fruit Biological Product Co. Limited • Pyramid Wilmar Private Limited • Golden Valley Agro Tech Private Limited • Lence PTE Limited • P.T. Wilmar Bio Energy-Indonesia • Krishnapatnam Oils & Fats Private Limited • Adani Wilmar Limited
Other related parties :	<ul style="list-style-type: none"> • K.T. Varadaraja Chetty (Firm)

CAPITAL STRUCTURE

AS ON 30.09.2017

Authorised Capital :

No. of Shares	Type	Value	Amount
255000	Equity Shares	INR 100/- each	INR 25.500 Million

DISCLAIMER : This Report is **PRIVATE & CONFIDENTIAL** and it is prepared at the request of and for its use by the Subscriber only. The Subscriber shall use the contents of the Report merely as an aid to its business. Mira Inform Private Limited ("MIPL") has collated information/data in the Report, which have not been verified unless otherwise specifically mentioned in the Report. The Subscriber shall independently verify the accuracy and correctness of the information/data before in any way acting upon the same. MIPL shall not be liable for any harm, injury, loss or damage caused to the Subscriber due to default by the Subscriber's debtors/beneficiaries in fulfilling their obligations of any nature whatsoever. This Report or any of its portion shall not be used as a documentary evidence or otherwise before any investigative agencies or forum of law. This Report is confidential and proprietary to MIPL. The Subscriber and/or any other person(s) may not reproduce, publish or disclose any of the contents of the Report to others without the express authorization of MIPL. This Report is prepared and issued to the Subscriber without any risk, responsibility or liability on the part of MIPL or its officials.

Issued, Subscribed & Paid-up Capital :

No. of Shares	Type	Value	Amount
225050	Equity Shares	INR 100/- each	INR 22.505 Million

FINANCIAL DATA
[all figures are in INR Million]

ABRIDGED BALANCE SHEET

SOURCES OF FUNDS	31.03.2016	31.03.2015	31.03.2014
I. EQUITY AND LIABILITIES			
(1) Shareholders' Funds			
(a) Share Capital	22.505	22.505	22.505
(b) Reserves & Surplus	469.150	592.762	630.935
(c) Money received against share warrants	0.000	0.000	0.000
(2) Share Application money pending allotment	0.000	0.000	0.000
Total Shareholders' Funds (1) + (2)	491.655	615.267	653.440
(3) Non-Current Liabilities			
(a) Long-term borrowings	104.068	95.837	0.000
(b) Deferred tax liabilities (Net)	74.159	61.766	69.740
(c) Other long term liabilities	0.000	0.000	0.000
(d) Long-term provisions	0.000	0.000	0.000
Total Non-current Liabilities (3)	178.227	157.603	69.740
(4) Current Liabilities			
(a) Short term borrowings	7410.095	8889.773	15302.774
(b) Trade payables	2648.581	1554.590	2581.168
(c) Other current liabilities	165.492	173.927	1223.338
(d) Short-term provisions	2.449	2.047	10.747
Total Current Liabilities (4)	10226.617	10620.337	19118.027
TOTAL	10896.499	11393.207	19841.207
II. ASSETS			
(1) Non-current assets			
(a) Fixed Assets			
(i) Tangible assets	1214.046	955.228	791.411
(ii) Intangible Assets	0.000	0.000	0.000
(iii) Capital work-in-progress	50.743	296.331	193.748
(iv) Intangible assets under development	0.000	0.000	0.000
(b) Non-current Investments	0.000	0.000	0.000
(c) Deferred tax assets (net)	0.000	0.000	0.000
(d) Long-term Loan and Advances	67.830	50.458	67.320
(e) Other Non-current assets	0.000	0.000	0.000
Total Non-Current Assets	1332.619	1302.017	1052.479

DISCLAIMER : This Report is **PRIVATE & CONFIDENTIAL** and it is prepared at the request of and for its use by the Subscriber only. The Subscriber shall use the contents of the Report merely as an aid to its business. Mira Inform Private Limited ("MIPL") has collated information/data in the Report, which have not been verified unless otherwise specifically mentioned in the Report. The Subscriber shall independently verify the accuracy and correctness of the information/data before in any way acting upon the same. MIPL shall not be liable for any harm, injury, loss or damage caused to the Subscriber due to default by the Subscriber's debtors/beneficiaries in fulfilling their obligations of any nature whatsoever. This Report or any of its portion shall not be used as a documentary evidence or otherwise before any investigative agencies or forum of law. This Report is confidential and proprietary to MIPL. The Subscriber and/or any other person(s) may not reproduce, publish or disclose any of the contents of the Report to others without the express authorization of MIPL. This Report is prepared and issued to the Subscriber without any risk, responsibility or liability on the part of MIPL or its officials.

(2) Current assets			
(a) Current investments	0.000	0.000	0.000
(b) Inventories	1767.283	1475.030	1943.006
(c) Trade receivables	1459.417	625.810	1325.944
(d) Cash and cash equivalents	5561.739	7325.873	14682.361
(e) Short-term loans and advances	775.441	664.085	834.635
(f) Other current assets	0.000	0.392	2.782
Total Current Assets	9563.880	10091.190	18788.728
TOTAL	10896.499	11393.207	19841.207

PROFIT & LOSS ACCOUNT

	PARTICULARS	31.03.2016	31.03.2015	31.03.2014
	SALES			
	Total Revenue from operations	17608.179	18247.734	24093.754
	Other Income	586.430	1088.344	1484.485
	TOTAL	18194.609	19336.078	25578.239
Less	EXPENSES			
	Cost of Materials Consumed	6694.165	8307.295	8437.716
	Purchases of Stock-in-Trade	8283.342	7577.588	12913.413
	Changes in inventories of finished goods, work-in-progress and Stock-in-Trade	(477.652)	427.321	(139.887)
	Employee benefit expense	156.973	125.715	81.965
	CSR expenditure	0.555	3.220	0.000
	Other expenses	3348.466	2531.218	3792.812
	Exceptional items	(1.873)	0.168	(0.113)
	TOTAL	18003.976	18972.525	25085.906
	PROFIT/ (LOSS) BEFORE INTEREST, TAX, DEPRECIATION AND AMORTISATION	190.633	363.553	492.333
Less	FINANCIAL EXPENSES	167.980	290.471	364.236
	PROFIT / (LOSS) BEFORE TAX, DEPRECIATION AND AMORTISATION	22.653	73.082	128.097
Less	DEPRECIATION/ AMORTISATION	133.872	119.221	112.300
	PROFIT/ (LOSS) BEFORE TAX	(111.219)	(46.139)	15.797
Less	TAX	12.393	(7.966)	5.518
	PROFIT/ (LOSS) AFTER TAX	(123.612)	(38.173)	10.279

DISCLAIMER : This Report is **PRIVATE & CONFIDENTIAL** and it is prepared at the request of and for its use by the Subscriber only. The Subscriber shall use the contents of the Report merely as an aid to its business. Mira Inform Private Limited ("MIPL") has collated information/data in the Report, which have not been verified unless otherwise specifically mentioned in the Report. The Subscriber shall independently verify the accuracy and correctness of the information/data before in any way acting upon the same. MIPL shall not be liable for any harm, injury, loss or damage caused to the Subscriber due to default by the Subscriber's debtors/beneficiaries in fulfilling their obligations of any nature whatsoever. This Report or any of its portion shall not be used as a documentary evidence or otherwise before any investigative agencies or forum of law. This Report is confidential and proprietary to MIPL. The Subscriber and/or any other person(s) may not reproduce, publish or disclose any of the contents of the Report to others without the express authorization of MIPL. This Report is prepared and issued to the Subscriber without any risk, responsibility or liability on the part of MIPL or its officials.

EARNINGS IN FOREIGN CURRENCY				
F.O.B. Value of Exports		38.977	3.775	2.980
TOTAL EARNINGS		38.977	3.775	2.980
IMPORTS				
Raw Materials		9830.327	12658.472	20038.737
Capital Goods		2.343	10.640	18.056
TOTAL IMPORTS		9832.670	12669.112	20056.793
Earnings / (Loss) Per Share (INR)		(549.26)	(169.62)	48.59

CURRENT MATURITIES OF LONG TERM DEBT DETAILS

Particulars	31.03.2016	31.03.2015	31.03.2014
Current Maturities of Long term debt	16.177	11.546	0.000
Net cash flows from (used in) operations	35.646	(335.682)	1891.312
Net cash flows from (used in) operating activities	(522.830)	(1398.095)	335.537

KEY RATIOS

EFFICIENCY RATIOS

PARTICULARS	31.03.2016	31.03.2015	31.03.2014
Average Collection Days (Sundry Debtors / Income * 365 Days)	30.25	12.52	20.09
Account Receivables Turnover (Income / Sundry Debtors)	12.07	29.16	18.17
Average Payment Days (Sundry Creditors / Purchases * 365 Days)	64.55	35.72	44.13
Inventory Turnover (Operating Income / Inventories)	0.11	0.25	0.25
Asset Turnover (Operating Income / Net Fixed Assets)	0.15	0.29	0.50

LEVERAGE RATIOS

PARTICULARS	31.03.2016	31.03.2015	31.03.2014
-------------	------------	------------	------------

DISCLAIMER : This Report is **PRIVATE & CONFIDENTIAL** and it is prepared at the request of and for its use by the Subscriber only. The Subscriber shall use the contents of the Report merely as an aid to its business. Mira Inform Private Limited ("MIPL") has collated information/data in the Report, which have not been verified unless otherwise specifically mentioned in the Report. The Subscriber shall independently verify the accuracy and correctness of the information/data before in any way acting upon the same. MIPL shall not be liable for any harm, injury, loss or damage caused to the Subscriber due to default by the Subscriber's debtors/beneficiaries in fulfilling their obligations of any nature whatsoever. This Report or any of its portion shall not be used as a documentary evidence or otherwise before any investigative agencies or forum of law. This Report is confidential and proprietary to MIPL. The Subscriber and/or any other person(s) may not reproduce, publish or disclose any of the contents of the Report to others without the express authorization of MIPL. This Report is prepared and issued to the Subscriber without any risk, responsibility or liability on the part of MIPL or its officials.

Debt Ratio (<i>Borrowing + Current Liabilities</i>) / <i>Total Assets</i>)	0.95	0.94	0.96
Debt Equity Ratio (<i>Total Liability</i> / <i>Networth</i>)	15.32	14.62	23.42
Current Liabilities to Networth (<i>Current Liabilities</i> / <i>Net Worth</i>)	20.80	17.26	29.26
Fixed Assets to Networth (<i>Net Fixed Assets</i> / <i>Networth</i>)	2.57	2.03	1.51
Interest Coverage Ratio (<i>PBIT</i> / <i>Financial Charges</i>)	1.13	1.25	1.35

PROFITABILITY RATIOS

PARTICULARS		31.03.2016	31.03.2015	31.03.2014
PAT to Sales (<i>PAT</i> / <i>Sales</i>) * 100)	%	(0.70)	(0.21)	0.04
Return on Total Assets (<i>PAT</i> / <i>Total Assets</i>) * 100)	%	(1.13)	(0.34)	0.05
Return on Investment (ROI) (<i>PAT</i> / <i>Networth</i>) * 100)	%	(25.14)	(6.20)	1.57

SOLVENCY RATIOS

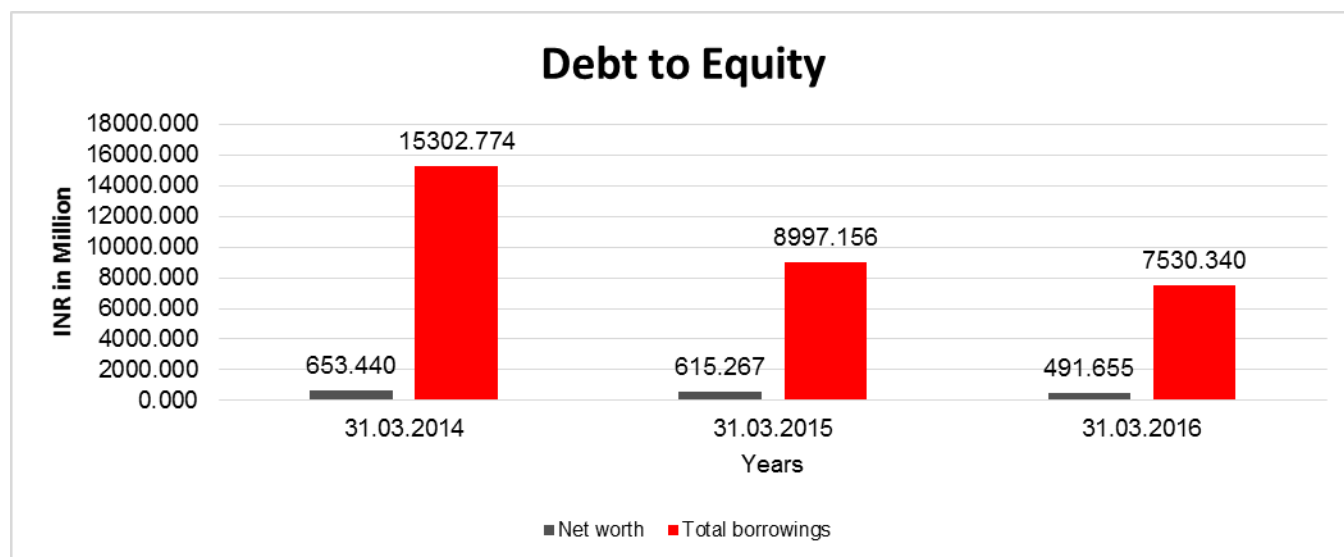
PARTICULARS		31.03.2016	31.03.2015	31.03.2014
Current Ratio (<i>Current Assets</i> / <i>Current Liabilities</i>)		0.94	0.95	0.98
Quick Ratio (<i>Current Assets – Inventories</i>) / <i>Current Liabilities</i>)		0.76	0.81	0.88
G-Score Ratio Financial (<i>Networth</i> / <i>Total Assets</i>)		0.05	0.05	0.03
G-Score Ratio Debt (<i>Debts</i> / <i>Equity Capital</i>)		334.61	399.78	679.97
G-Score Ratio Liquidity (<i>Total Current Assets</i> / <i>Total Current Liabilities</i>)		0.94	0.95	0.98

Total Liability = Short-term Debt + Long-term Debt + Current Maturities of Long-term debts

FINANCIAL ANALYSIS
[all figures are in INR Million]

DEBT EQUITY RATIO

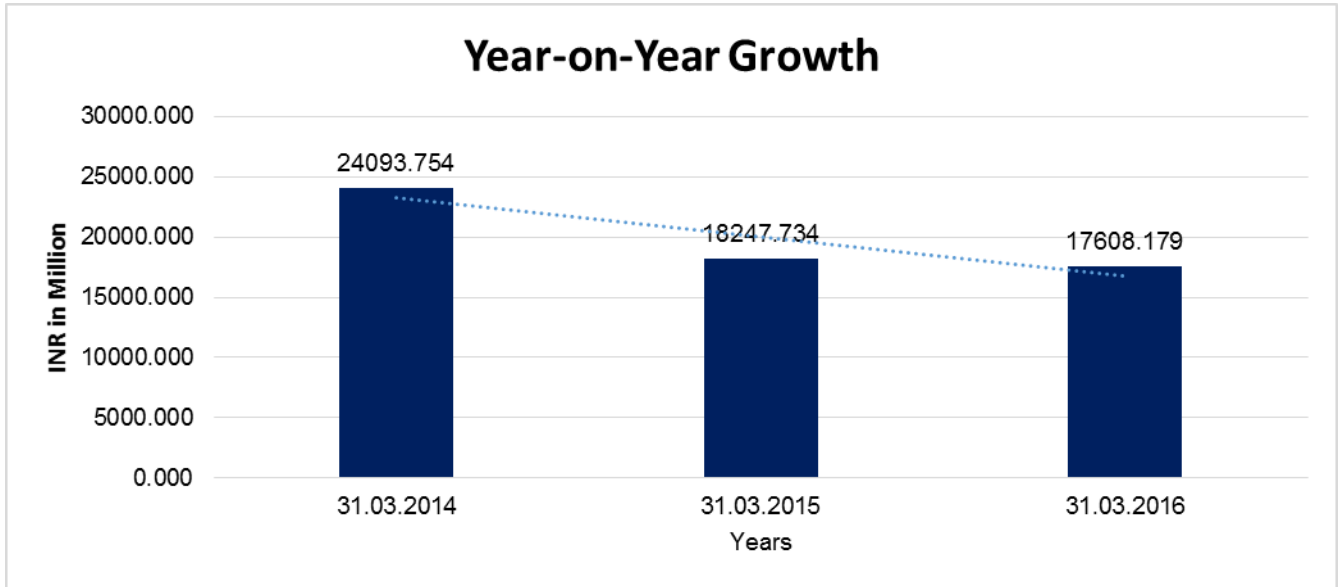
Particular	31.03.2014 (INR In Million)	31.03.2015 (INR In Million)	31.03.2016 (INR In Million)
Share Capital	22.505	22.505	22.505
Reserves & Surplus	630.935	592.762	469.150
Net worth	653.440	615.267	491.655
Long-term borrowings	0.000	95.837	104.068
Short term borrowings	15302.774	8889.773	7410.095
Current maturities of long-term debts	0.000	11.546	16.177
Total borrowings	15302.774	8997.156	7530.340
Debt/Equity ratio	23.419	14.623	15.316



YEAR-ON-YEAR GROWTH

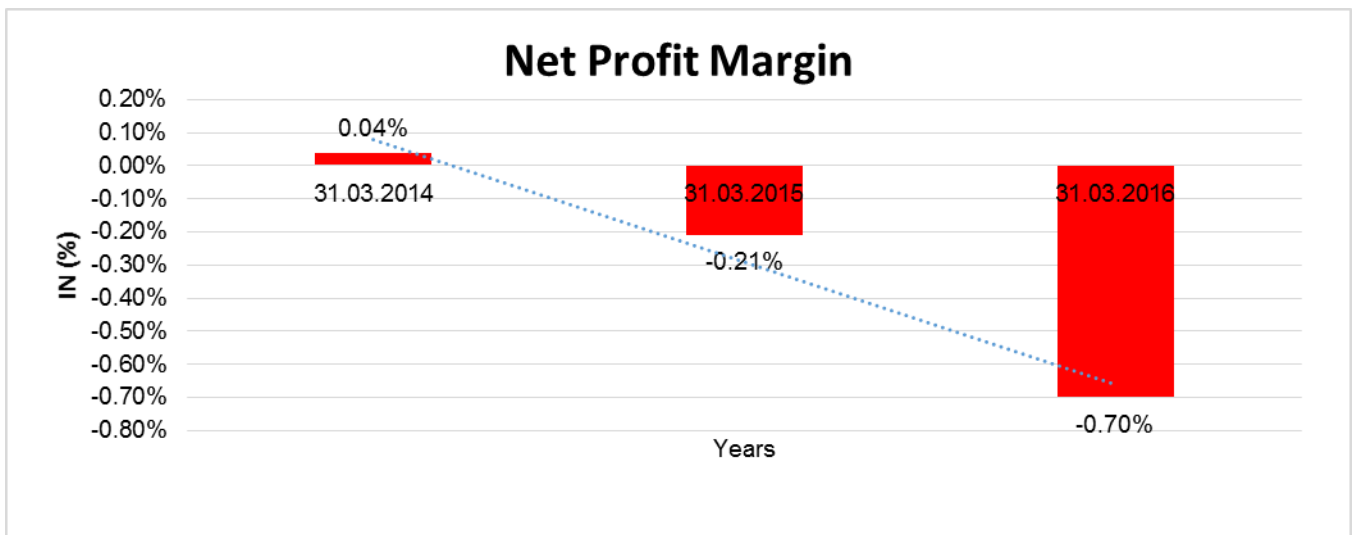
Year on Year Growth	31.03.2014 (INR In Million)	31.03.2015 (INR In Million)	31.03.2016 (INR In Million)
Sales	24093.754	18247.734	17608.179
		(24.264)	(3.505)

DISCLAIMER : This Report is **PRIVATE & CONFIDENTIAL** and it is prepared at the request of and for its use by the Subscriber only. The Subscriber shall use the contents of the Report merely as an aid to its business. Mira Inform Private Limited ("MIPL") has collated information/data in the Report, which have not been verified unless otherwise specifically mentioned in the Report. The Subscriber shall independently verify the accuracy and correctness of the information/data before in any way acting upon the same. MIPL shall not be liable for any harm, injury, loss or damage caused to the Subscriber due to default by the Subscriber's debtors/beneficiaries in fulfilling their obligations of any nature whatsoever. This Report or any of its portion shall not be used as a documentary evidence or otherwise before any investigative agencies or forum of law. This Report is confidential and proprietary to MIPL. The Subscriber and/or any other person(s) may not reproduce, publish or disclose any of the contents of the Report to others without the express authorization of MIPL. This Report is prepared and issued to the Subscriber without any risk, responsibility or liability on the part of MIPL or its officials.



NET PROFIT MARGIN

Net Profit Margin	31.03.2014	31.03.2015	31.03.2016
	(INR In Million)	(INR In Million)	(INR In Million)
Sales	24093.754	18247.734	17608.179
Profit/ (Loss)	10.279	(38.173)	(123.612)
	0.04 %	(0.21 %)	(0.70 %)



DISCLAIMER : This Report is **PRIVATE & CONFIDENTIAL** and it is prepared at the request of and for its use by the Subscriber only. The Subscriber shall use the contents of the Report merely as an aid to its business. Mira Inform Private Limited ("MIPL") has collated information/data in the Report, which have not been verified unless otherwise specifically mentioned in the Report. The Subscriber shall independently verify the accuracy and correctness of the information/data before in any way acting upon the same. MIPL shall not be liable for any harm, injury, loss or damage caused to the Subscriber due to default by the Subscriber's debtors/beneficiaries in fulfilling their obligations of any nature whatsoever. This Report or any of its portion shall not be used as a documentary evidence or otherwise before any investigative agencies or forum of law. This Report is confidential and proprietary to MIPL. The Subscriber and/or any other person(s) may not reproduce, publish or disclose any of the contents of the Report to others without the express authorization of MIPL. This Report is prepared and issued to the Subscriber without any risk, responsibility or liability on the part of MIPL or its officials.

LOCAL AGENCY FURTHER INFORMATION

Sr. No.	Check list by info agents	Available in Report (Yes/No)
1	Year of establishment	Yes
2	Constitution of the entity -Incorporation details	Yes
3	Locality of the entity	Yes
4	Premises details	No
5	Buyer visit details	--
6	Contact numbers	Yes
7	Name of the person contacted	Yes
8	Designation of contact person	Yes
9	Promoter's background	Yes
10	Date of Birth of Proprietor / Partners / Directors	Yes
11	Pan Card No. of Proprietor / Partners	Yes
12	Voter Id Card No. of Proprietor / Partners	No
13	Type of business	Yes
14	Line of Business	Yes
15	Export/import details (if applicable)	No
16	No. of employees	No
17	Details of sister concerns	Yes
18	Major suppliers	No
19	Major customers	No
20	Banking Details	Yes
21	Banking facility details	Yes
22	Conduct of the banking account	--
23	Financials, if provided	Yes
24	Capital in the business	Yes
25	Last accounts filed at ROC, if applicable	No
26	Turnover of firm for last three years	Yes
27	Reasons for variation <> 20%	--
28	Estimation for coming financial year	No
29	Profitability for last three years	Yes
30	Major shareholders, if available	Yes
31	External Agency Rating, if available	Yes
32	Litigations that the firm/promoter involved in	--
33	Market information	--
34	Payments terms	No
35	Negative Reporting by Auditors in the Annual Report	No

STATE OF COMPANY'S AFFAIRS AND FUTURE OUTLOOK

During the year ended 31st March, 2016, the Company had achieved Revenue from Operations of INR 17608.179 million as against INR 18247.734 million in the preceding year. The Net Loss of the Company for the year ended 31st March, 2016 was INR 111.219 million as compared to net loss of INR 46.139 million in the preceding financial year. The directors are expecting to achieve budgeted turnover and profitability in the ensuing financial year.

UNSECURED LOANS:

PARTICULARS	31.03.2016 INR In Million	31.03.2015 INR In Million
SHORT TERM BORROWINGS		
Intercorporate borrowings	0.000	93.500
Deposits from shareholders	63.500	141.600
Loans and advances from directors	152.700	108.700
Total	216.200	343.800


INDEX OF CHARGES:

S No	SRN	Charge Id	Charge Holder Name	Date of Creation	Date of Modification	Date of Satisfaction	Amount	Address
1	G89921 266	100183 506	IDFC BANK LIMITED	21/05/2 018	-	-	500000000.0	'KRM TOWER', 7TH FLOOR,NO.1, HARRINGTON ROAD, CHETPETCHENN AITN600031IN
2	G86799 467	100174 846	SHINHAN BANK	20/03/2 018	-	-	75030196.0	S.NO.69/4A1, BANGALORE HIGHWAY ROAD,THANDALA M VILLAGE, SRIPERUMBUDU RKANCHEEPURA M DISTRICT TN602105IN
3	G87452 207	100176 997	LAKSHMI VILAS BANK LIMITED	14/12/2 017	-	-	2500000000.0	CHENNAI MAIN BRANCH275, THAMBU CHETTY STREETCHENNAI TN600001IN
4	B02181 873	102567 07	AXIS BANK LIMITED	18/12/2 010	-	-	700000000.0	CMC CENTRE, KARUMUTTU NILAYAMNO.192,

DISCLAIMER : This Report is **PRIVATE & CONFIDENTIAL** and it is prepared at the request of and for its use by the Subscriber only. The Subscriber shall use the contents of the Report merely as an aid to its business. Mira Inform Private Limited ("MIPL") has collated information/data in the Report, which have not been verified unless otherwise specifically mentioned in the Report. The Subscriber shall independently verify the accuracy and correctness of the information/data before in any way acting upon the same. MIPL shall not be liable for any harm, injury, loss or damage caused to the Subscriber due to default by the Subscriber's debtors/beneficiaries in fulfilling their obligations of any nature whatsoever. This Report or any of its portion shall not be used as a documentary evidence or otherwise before any investigative agencies or forum of law. This Report is confidential and proprietary to MIPL. The Subscriber and/or any other person(s) may not reproduce, publish or disclose any of the contents of the Report to others without the express authorization of MIPL. This Report is prepared and issued to the Subscriber without any risk, responsibility or liability on the part of MIPL or its officials.

								ANNA SALAICHENNAITN 600002IN
5	C35735 299	101885 51	AXIS BANK LIMITED	30/10/2 009	25/10/2 014	-	975000000.0	CORPORATE BANKING BRANCH, KARUMUTHU NILAYAM,GROUN D FLOOR, NO.192, ANNA SALAI,CHENNAIT N600002IN
6	C35736 131	101597 11	AXIS BANK LIMITED	06/05/2 009	25/10/2 014	-	850000000.0	CORPORATE BANKING BRANCH, KARUMUTHU NILAYAM,GROUN D FLOOR, NO.192, ANNA SALAI, CHENNAITN60000 2IN
7	G74409 517	101396 10	UCO BANK	24/12/2 008	02/11/2 017	-	400000000.0	CHENNAI MAIN BRANCH328, THIRD FLOOR, THAMBU CHETTY STREET,CHENNAI TN600001IN
8	G89555 072	105754 66	TAMILNAD MERCANTI LE BANK LIMITED	30/03/2 015	-	22/05/2 018	88900000.0	S.T.S. COMPLEX, FIRST FLOOR,194, ANNA PILLAI STREET, GEORGE TOWN,CHENNAIT N600001IN
9	G89555 023	105754 64	TAMILNAD MERCANTI LE BANK LIMITED	27/03/2 015	-	22/05/2 018	69100000.0	S.T.S. COMPLEX, FIRST FLOOR,194, ANNA PILLAI STREET, GEORGE TOWNCHENNAIT N600001IN
10	A78116 910	902821 44	UCO BANK	11/06/1 998	-	25/06/2 001	750000.0	CHENNAI MAIN BRANCHNO. 169; THAMBU CHETTY STREETCHENNAI TN600001IN

FIXED ASSETS:

- Land
 - Building
 - Plant and Machinery
 - Furniture and Fixture
 - Office Equipment
 - Computer
 - Vehicles
- 

CMT REPORT (Corruption, Money Laundering & Terrorism]

The Public Notice information has been collected from various sources including but not limited to: **The Courts, India Prisons Service, Interpol, etc.**

1] INFORMATION ON DESIGNATED PARTY

No records exist designating subject or any of its beneficial owners, controlling shareholders or senior officers as terrorist or terrorist organization or whom notice had been received that all financial transactions involving their assets have been blocked or convicted, found guilty or against whom a judgement or order had been entered in a proceedings for violating money-laundering, anti-corruption or bribery or international economic or anti-terrorism sanction laws or whose assets were seized, blocked, frozen or ordered forfeited for violation of money laundering or international anti-terrorism laws.

2] Court Declaration :

No records exist to suggest that subject is or was the subject of any formal or informal allegations, prosecutions or other official proceeding for making any prohibited payments or other improper payments to government officials for engaging in prohibited transactions or with designated parties.

3] Asset Declaration :

No records exist to suggest that the property or assets of the subject are derived from criminal conduct or a prohibited transaction.

4] Record on Financial Crime :

Charges or conviction registered against subject: **None**

5] Records on Violation of Anti-Corruption Laws :

Charges or investigation registered against subject: **None**

6] Records on Int'l Anti-Money Laundering Laws/Standards :

Charges or investigation registered against subject: **None**

7] Criminal Records

No available information exist that suggest that subject or any of its principals have been formally charged or convicted by a competent governmental authority for any financial crime or under any formal investigation by a competent government authority for any violation of anti-corruption laws or international anti-money laundering laws or standard.

8] Affiliation with Government :

No record exists to suggest that any director or indirect owners, controlling shareholders, director, officer or employee of the company is a government official or a family member or close business associate of a Government official.

9] Compensation Package :

Our market survey revealed that the amount of compensation sought by the subject is fair and reasonable and comparable to compensation paid to others for similar services.

10] Press Report :

No press reports / filings exists on the subject.

CORPORATE GOVERNANCE

MIRA INFORM as part of its Due Diligence do provide comments on Corporate Governance to identify management and governance. These factors often have been predictive and in some cases have created vulnerabilities to credit deterioration.

Our Governance Assessment focuses principally on the interactions between a company's management, its Board of Directors, Shareholders and other financial stakeholders.

CONTRAVENTION

Subject is not known to have contravened any existing local laws, regulations or policies that prohibit, restrict or otherwise affect the terms and conditions that could be included in the agreement with the subject.

FOREIGN EXCHANGE RATES

Currency	Unit	INR
US Dollar	1	INR 69.05
UK Pound	1	INR 90.30
Euro	1	INR 80.54

INFORMATION DETAILS

Information Gathered by :	AKS
Analysis Done by :	PSD
Report Prepared by :	NKT

SCORE FACTORS

DEMERIT POINTS		
--BANK CHARGES	YES/NO	YES
--LITIGATION	YES/NO	NO
--OTHER ADVERSE INFORMATION	YES/NO	NO
MERIT POINTS		
--SOLE DISTRIBUTORSHIP	YES/NO	NO
--EXPORT ACTIVITIES	YES/NO	NO
--AFFILIATION	YES/NO	YES
--LISTED	YES/NO	NO
--OTHER MERIT FACTORS	YES/NO	YES

RATING EXPLANATIONS

Credit Rating	Explanation	Rating Comments
A++	Minimum Risk	Business dealings permissible with minimum risk of default
A+	Low Risk	Business dealings permissible with low risk of default
A	Acceptable Risk	Business dealings permissible with moderate risk of default
B	Medium Risk	Business dealings permissible on a regular monitoring basis
C	Medium High Risk	Business dealings permissible preferably on secured basis
D	High Risk	Business dealing not recommended or on secured terms only
NB	New Business	No recommendation can be done due to business in infancy stage
NT	No Trace	No recommendation can be done as the business is not traceable

NB is stated where there is insufficient information to facilitate rating. However, it is not to be considered as unfavourable.

This score serves as a reference to assess SC's credit risk and to set the amount of credit to be extended. It is calculated from a composite of weighted scores obtained from each of the major sections of this report. The assessed factors are as follows:

- Financial condition covering various ratios
- Company background and operations size
- Promoters / Management background
- Payment record
- Litigation against the subject
- Industry scenario / competitor analysis
- Supplier / Customer / Banker review (wherever available)

DISCLAIMER : This Report is **PRIVATE & CONFIDENTIAL** and it is prepared at the request of and for its use by the Subscriber only. The Subscriber shall use the contents of the Report merely as an aid to its business. Mira Inform Private Limited ("MIPL") has collated information/data in the Report, which have not been verified unless otherwise specifically mentioned in the Report. The Subscriber shall independently verify the accuracy and correctness of the information/data before in any way acting upon the same. MIPL shall not be liable for any harm, injury, loss or damage caused to the Subscriber due to default by the Subscriber's debtors/beneficiaries in fulfilling their obligations of any nature whatsoever. This Report or any of its portion shall not be used as a documentary evidence or otherwise before any investigative agencies or forum of law. This Report is confidential and proprietary to MIPL. The Subscriber and/or any other person(s) may not reproduce, publish or disclose any of the contents of the Report to others without the express authorization of MIPL. This Report is prepared and issued to the Subscriber without any risk, responsibility or liability on the part of MIPL or its officials.