

MIRA INFORM REPORT

Report No. :	522547
Report Date :	27.07.2018

IDENTIFICATION DETAILS

Name :	LOAKE BROTHERS LIMITED
Registered Office :	Unique Works Wood Street Kettering Northamptonshire NN16 9SN
Country :	United Kingdom
Financials (as on) :	03.03.2017
Date of Incorporation :	21.01.1895
Legal Form :	Private Limited With Share Capital
Line of Business :	The Subject is engaged in Business of Manufacture and Wholesale of Leather Footwear.
No. of Employees :	146 (2017)

RATING & COMMENTS

(Mira Inform has adopted New Rating mechanism w.e.f. 23rd January 2017)

MIRA's Rating :	A+
-----------------	----

Credit Rating	Explanation	Rating Comments
A+	Low Risk	Business dealings permissible with low risk of default

Status :	Excellent
Payment Behaviour :	Regular
Litigation :	Clear

NOTES :

Any query related to this report can be made on e-mail : infodept@mirainform.com while quoting report number, name and date.

ECGC Country Risk Classification List

DISCLAIMER : This Report is **PRIVATE & CONFIDENTIAL** and it is prepared at the request of and for its use by the Subscriber only. The Subscriber shall use the contents of the Report merely as an aid to its business. Mira Inform Private Limited ("MIPL") has collated information/data in the Report, which have not been verified unless otherwise specifically mentioned in the Report. The Subscriber shall independently verify the accuracy and correctness of the information/data before in any way acting upon the same. MIPL shall not be liable for any harm, injury, loss or damage caused to the Subscriber due to default by the Subscriber's debtors/beneficiaries in fulfilling their obligations of any nature whatsoever. This Report or any of its portion shall not be used as a documentary evidence or otherwise before any investigative agencies or forum of law. This Report is confidential and proprietary to MIPL. The Subscriber and/or any other person(s) may not reproduce, publish or disclose any of the contents of the Report to others without the express authorization of MIPL. This Report is prepared and issued to the Subscriber without any risk, responsibility or liability on the part of MIPL or its officials.

Country Name	Previous Rating (31.12.2017)	Current Rating (01.04.2018)
United Kingdom	A1	A1

Risk Category	ECGC Classification
Insignificant	A1
Low Risk	A2
Moderately Low Risk	B1
Moderate Risk	B2
Moderately High Risk	C1
High Risk	C2
Very High Risk	D

UNITED KINGDOM - ECONOMIC OVERVIEW

The UK, a leading trading power and financial center, is the third largest economy in Europe after Germany and France. Agriculture is intensive, highly mechanized, and efficient by European standards, producing about 60% of food needs with less than 2% of the labor force. The UK has large coal, natural gas, and oil resources, but its oil and natural gas reserves are declining; the UK has been a net importer of energy since 2005. Services, particularly banking, insurance, and business services, are key drivers of British GDP growth. Manufacturing, meanwhile, has declined in importance but still accounts for about 10% of economic output.

In 2008, the global financial crisis hit the economy particularly hard, due to the importance of its financial sector. Falling home prices, high consumer debt, and the global economic slowdown compounded the UK's economic problems, pushing the economy into recession in the latter half of 2008 and prompting the then BROWN (Labour) government to implement a number of measures to stimulate the economy and stabilize the financial markets. Facing burgeoning public deficits and debt levels, in 2010 the then CAMERON-led coalition government (between Conservatives and Liberal Democrats) initiated an austerity program, which has continued under the Conservative government. However, the deficit still remains one of the highest in the G7, standing at 3.6% of GDP as of 2017, and the UK has pledged to lower its corporation tax from 20% to 17% by 2020. The UK had a debt burden of 90.4% GDP at the end of 2017.

The UK's economy has begun to slow since the referendum vote to leave the EU in June 2016. A sustained depreciation of the British pound has increased consumer and producer prices, weighing on consumer spending without spurring a meaningful increase in exports. The UK has an extensive trade relationship with other EU members through its single market membership and economic observers have warned the exit will jeopardize its position as the central location for European financial services. Prime Minister MAY is seeking a new "deep and special" trade relationship with the EU following the UK's exit. However, economists doubt that the UK will be able to preserve the benefits of EU membership without the obligations. The UK is expected to officially leave the EU by the end of March 2019.

Source : CIA

COMPANY NAME

LOAKE BROTHERS LIMITED.

COMPANY SUMMARY

Registered Address	UNIQUE WORKS WOOD STREET KETTERING NORTHAMPTONSHIRE NN16 9SN
Trading Address	Wood Street Kettering Northamptonshire NN16 9SN
Website Address	http://www.loake.co.uk
Telephone Number	01536415411
Fax Number	
TPS	No
FPS	Yes
Incorporation Date	21/01/1895
Previous Name	
Type	Private limited with Share Capital
FTSE Index	-
Date of Change	-
Filing Date of Accounts	03/11/2017
Currency	GBP
Share Capital	£141,410
SIC07	15200
Charity Number	-
SIC07 Description	MANUFACTURE OF FOOTWEAR
Principal Activity	Manufacture and wholesale of leather footwear.

ADDITIONAL INFORMATION

CCJ's	0 (£0)
No CCJ Information To Display	
Ultimate Holding Company	-
Accountant	-
Mortgages	0
Group	0 companies
Linkages	0 companies
Countries	In 0 countries

DISCLAIMER : This Report is **PRIVATE & CONFIDENTIAL** and it is prepared at the request of and for its use by the Subscriber only. The Subscriber shall use the contents of the Report merely as an aid to its business. Mira Inform Private Limited ("MIPL") has collated information/data in the Report, which have not been verified unless otherwise specifically mentioned in the Report. The Subscriber shall independently verify the accuracy and correctness of the information/data before in any way acting upon the same. MIPL shall not be liable for any harm, injury, loss or damage caused to the Subscriber due to default by the Subscriber's debtors/beneficiaries in fulfilling their obligations of any nature whatsoever. This Report or any of its portion shall not be used as a documentary evidence or otherwise before any investigative agencies or forum of law. This Report is confidential and proprietary to MIPL. The Subscriber and/or any other person(s) may not reproduce, publish or disclose any of the contents of the Report to others without the express authorization of MIPL. This Report is prepared and issued to the Subscriber without any risk, responsibility or liability on the part of MIPL or its officials.

KEY FINANCIALS

Year to Date	Turnover	Pre Tax Profit	Shareholder's Funds	Employees
03/03/2017	£23,237,192	£3,967,842	£18,036,742	146
27/02/2016	£23,239,125	£4,219,741	£15,627,357	148
28/02/2015	£23,398,572	£4,341,892	£15,328,550	

MORTGAGE SUMMARY

Total Mortgage	0
Outstanding	0
Satisfied	0

TRADE DEBTORS / BAD DEBT SUMMARY

Total Number of Documented Trade	0
Total Value of Documented Trade	£0

COMMENTARY

This company has been treated as a Medium company in respect of the rating/limit generated.
This company's ratio of total liabilities to total assets indicates the presence of strong equity funding.
This company's return on total assets employed ratio indicates a highly efficient use of assets.
This company has only made late payments on a low percentage of invoices.
The company has more cash than short term bank borrowings.
This company trades in an industry with a lower level of corporate failures.

CCJ

Total Number of Exact CCJs -	0	Total Value of Exact CCJs -	
Total Number of Possible CCJs -	0	Total Value of Possible CCJs -	
Total Number of Satisfied CCJs -	0	Total Value of Satisfied CCJs -	
Total Number of Writs -	-		

Total Current Directors	5	Total Current Secretaries	1
Total Previous Directors / Company	9	Total Person's With Significant Control	0

DISCLAIMER : This Report is **PRIVATE & CONFIDENTIAL** and it is prepared at the request of and for its use by the Subscriber only. The Subscriber shall use the contents of the Report merely as an aid to its business. Mira Inform Private Limited ("MIPL") has collated information/data in the Report, which have not been verified unless otherwise specifically mentioned in the Report. The Subscriber shall independently verify the accuracy and correctness of the information/data before in any way acting upon the same. MIPL shall not be liable for any harm, injury, loss or damage caused to the Subscriber due to default by the Subscriber's debtors/beneficiaries in fulfilling their obligations of any nature whatsoever. This Report or any of its portion shall not be used as a documentary evidence or otherwise before any investigative agencies or forum of law. This Report is confidential and proprietary to MIPL. The Subscriber and/or any other person(s) may not reproduce, publish or disclose any of the contents of the Report to others without the express authorization of MIPL. This Report is prepared and issued to the Subscriber without any risk, responsibility or liability on the part of MIPL or its officials.



MIRA INFORM PRIVATE LIMITED
605, Palmspring, Near D'Mart, Link Road,
Malad (West), Mumbai - 400 064. INDIA
Tel : 91-22-40448000 (44 lines)
Fax : 91-22-40448045 / 40448046
E-mail : mira@mirainform.com
info@mirainform.com
Website : <http://www.mirainform.com>
<http://www.miraglobalcheck.com>
<http://www.miraglobalcollections.com>

Secretaries			
-------------	--	--	--

DISCLAIMER : This Report is **PRIVATE & CONFIDENTIAL** and it is prepared at the request of and for its use by the Subscriber only. The Subscriber shall use the contents of the Report merely as an aid to its business. Mira Inform Private Limited ("MIPL") has collated information/data in the Report, which have not been verified unless otherwise specifically mentioned in the Report. The Subscriber shall independently verify the accuracy and correctness of the information/data before in any way acting upon the same. MIPL shall not be liable for any harm, injury, loss or damage caused to the Subscriber due to default by the Subscriber's debtors/beneficiaries in fulfilling their obligations of any nature whatsoever. This Report or any of its portion shall not be used as a documentary evidence or otherwise before any investigative agencies or forum of law. This Report is confidential and proprietary to MIPL. The Subscriber and/or any other person(s) may not reproduce, publish or disclose any of the contents of the Report to others without the express authorization of MIPL. This Report is prepared and issued to the Subscriber without any risk, responsibility or liability on the part of MIPL or its officials.

CURRENT DIRECTORS

Title	Mr	Function	Director
Name	Andrew Ernest Loake	Nationality	British
Date of Birth	06/1958	Present Appointments	1
Latest Address	5 St Botolphs Road, Barton Seagrave, Kettering, Northamptonshire	Appointment Date	10/04/1991
Post Code	NN15 6SR		
Title	Mr	Function	Director
Name	Graham Charles Dutton	Nationality	British
Date of Birth	05/1958	Present Appointments	1
Latest Address	10 Ironwood Avenue, The Grange, Desborough, Northamptonshire	Appointment Date	01/01/2006
Post Code	NN14 2JJ		
Title	Mr	Function	Director
Name	Peter Nigel Davis	Nationality	British
Date of Birth	01/1962	Present Appointments	1
Latest Address	42 Slipton Road, Burton Latimer, Kettering, Northamptonshire	Appointment Date	01/01/2006
Post Code	NN15 5TZ		
Title	Mr	Function	Director
Name	Jonathan Andrew Campbell Perkins Cory	Nationality	British
Date of Birth	04/1970	Present Appointments	1
Latest Address	40 Main Street, Medbourne, Market Harborough, Leicestershire	Appointment Date	01/01/2006
Post Code	LE16 8DT		
Title	Mr	Function	Director
Name	Robert William Kent	Nationality	British
Date of Birth	11/1964	Present Appointments	1
Latest Address	Unique Works Wood Street, Kettering, Northamptonshire	Appointment Date	12/05/2017
Post Code	NN16 9SN		

CURRENT COMPANY SECRETARY

Title	Mr	Function	Company Secretary
Name	Robert William Kent	Nationality	
Date of Birth	-	Present Appointments	1
Latest Address	Unique Works Wood Street, Kettering, Northamptonshire	Appointment Date	19/12/2016
Post Code	NN16 9SN		

TOP SHAREHOLDERS











Name	Currency	Share Count	Share Type	Nominal Value	% of Total Share Count
MAUREEN PATRICIA LOAKE & BARRY RUSSELL MATTHEWS	GBP	2,147	ORDINARY	10	15.18
JUNE ISABEL MARY LOAKE	GBP	1,809	ORDINARY	10	12.79
ANDREW ERNEST LOAKE & JONATHAN DAVID LOAKE	GBP	1,401	ORDINARY	10	9.91
JOHN NICHOLAS LOAKE	GBP	1,252	ORDINARY	10	8.85
JONATHAN ANDREW CAMPBELL PERKINS CORY	GBP	1,157	ORDINARY	10	8.18
ANDREW ERNEST LOAKE	GBP	1,152	ORDINARY	10	8.15
VIVIENNE NORAH PERKINS CORY	GBP	908	ORDINARY	10	6.42
STEPHEN BROCKMAN	GBP	908	ORDINARY	10	6.42
EXECUTORS OF SHEILA J. MOBBS	GBP	855	ORDINARY	10	6.05
THOMAS LOAKE	GBP	500	ORDINARY	10	3.54
GILLIAN KAREN LOAKE	GBP	500	ORDINARY	10	3.54
ROBERT NIGEL PERKINS CORY	GBP	342	ORDINARY	10	2.42
ROBERT HAYS CHAPPELL	GBP	342	ORDINARY	10	2.42
RICHARD JOHN SUTTON	GBP	226	ORDINARY	10	1.6
DAVID EARLE	GBP	185	ORDINARY	10	1.31
JONATHAN DAVID LOAKE & ANDREW ERNEST LOAKE	GBP	109	PREFEREN CE	10	0.77
JOHN NICHOLAS LOAKE	GBP	71	PREFEREN CE	10	0.5
WILLIAM ROY TYLDESLEY	GBP	50	ORDINARY	10	0.35
DAVID MICHAEL GRAEME MONK	GBP	50	ORDINARY	10	0.35
MAUREEN PATRICIA LOAKE & BARRY RUSSELL MATTHEWS	GBP	44	PREFEREN CE	10	0.31
VIVIENNE NORAH PERKINS CORY	GBP	41	PREFEREN CE	10	0.29

DISCLAIMER : This Report is **PRIVATE & CONFIDENTIAL** and it is prepared at the request of and for its use by the Subscriber only. The Subscriber shall use the contents of the Report merely as an aid to its business. Mira Inform Private Limited ("MIPL") has collated information/data in the Report, which have not been verified unless otherwise specifically mentioned in the Report. The Subscriber shall independently verify the accuracy and correctness of the information/data before in any way acting upon the same. MIPL shall not be liable for any harm, injury, loss or damage caused to the Subscriber due to default by the Subscriber's debtors/beneficiaries in fulfilling their obligations of any nature whatsoever. This Report or any of its portion shall not be used as a documentary evidence or otherwise before any investigative agencies or forum of law. This Report is confidential and proprietary to MIPL. The Subscriber and/or any other person(s) may not reproduce, publish or disclose any of the contents of the Report to others without the express authorization of MIPL. This Report is prepared and issued to the Subscriber without any risk, responsibility or liability on the part of MIPL or its officials.

STEPHEN BROCKMAN	GBP	41	PREFEREN CE	10	0.29
EXECUTORS OF SHEILA J. MOBBS	GBP	26	PREFEREN CE	10	0.18
ROBERT HAYS CHAPPELL	GBP	15	PREFEREN CE	10	0.11
ROBERT NIGEL PERKINS CORY	GBP	5	PREFEREN CE	10	0.04
ANDREW ERNEST LOAKE	GBP	5	PREFEREN CE	10	0.04

FINANCIALS






Profit & Loss

	Date Of Accounts	03/03/17	(%)	27/02/16	(%)	28/02/15	(%)	28/02/14	(%)	31/12/12
	Weeks	53	(%)	52	(%)	52	(%)	61	(%)	52
	Currency	GBP	(%)	GBP	(%)	GBP	(%)	GBP	(%)	GBP
	Consolidat ed A/cs	N	(%)	N	(%)	N	(%)	N	(%)	N
	Turnover	£23,237,192	0%	£23,239,125	-0.7%	£23,398,572	-12.7%	£26,796,607	27.1%	£21,081,135
	Export	£6,499,030	6.2%	£6,122,198	1%	£6,060,391	18.1%	£7,400,051	40.2%	£5,279,700
	Cost of Sales	£13,918,099	0.5%	£13,853,105	-2.3%	£14,174,111	-	-	-	-
	Gross Profit	£9,319,093	0.7%	£9,386,020	1.8%	£9,224,461	-	-	-	-
	Wages & Salaries	£5,139,492	1.1%	£5,082,788	4.5%	£4,865,488	6.5%	£5,206,413	26%	£4,130,684
	Directors Emolumen ts	£943,824	0.1%	£944,332	1.9%	£926,705	7.2%	£998,468	22.8%	£813,226
	Operating Profit	£3,975,299	3.8%	£4,131,001	-1%	£4,171,318	3.9%	£4,342,270	31%	£3,315,650
	Depreciat ion	£173,487	7.9%	£160,839	10.3%	£179,396	7.6%	£194,076	26.7%	£153,135
	Audit Fees	£19,250	5.2%	£20,300	5.6%	£19,230	6.2%	£20,500	5.7%	£19,400
	Interest Payments	£67,227	9%	£61,703	15.8%	£53,295	0.3%	£53,437	54.7%	£117,920












DISCLAIMER : This Report is **PRIVATE & CONFIDENTIAL** and it is prepared at the request of and for its use by the Subscriber only. The Subscriber shall use the contents of the Report merely as an aid to its business. Mira Inform Private Limited ("MIPL") has collated information/data in the Report, which have not been verified unless otherwise specifically mentioned in the Report. The Subscriber shall independently verify the accuracy and correctness of the information/data before in any way acting upon the same. MIPL shall not be liable for any harm, injury, loss or damage caused to the Subscriber due to default by the Subscriber's debtors/beneficiaries in fulfilling their obligations of any nature whatsoever. This Report or any of its portion shall not be used as a documentary evidence or otherwise before any investigative agencies or forum of law. This Report is confidential and proprietary to MIPL. The Subscriber and/or any other person(s) may not reproduce, publish or disclose any of the contents of the Report to others without the express authorization of MIPL. This Report is prepared and issued to the Subscriber without any risk, responsibility or liability on the part of MIPL or its officials.

LOAKE BROTHERS LIMITED - 522547

PAGE NO. : 10

	Pre Tax Profit	£3,967,842	-6%	£4,219,741	-2.8%	£4,341,892	-	£4,411,484	29.6%	£3,404,864
	Taxation	-£749,051	10.4%	-£835,824	1.5%	-£848,713	16.6%	-	-	-£846,793
	Profit After Tax	£3,218,791	-4.9%	£3,383,917	-3.1%	£3,493,179	2.9%	£3,393,772	32.7%	£2,558,071
	Dividends Payable	£179,406	-31.6%	£262,110	110.9%	£124,270	-37.9%	£200,082	20.8%	£165,622
	Retained Profit	£3,039,385	-2.6%	£3,121,807	-7.3%	£3,368,909	5.5%	£3,193,690	33.5%	£2,392,449







Balance Sheet

	Date Of Accounts	03/03/17	(%)	27/02/16	(%)	28/02/15	(%)	28/02/14	(%)	31/12/12
	Tangible Assets	£1,728,882	5.2%	£1,643,958	-1.2%	£1,664,123	-2.3%	£1,703,679	13.4%	£1,502,056
	Intangible Assets	£57,804	999.9%	£2,557	-69.2%	£8,307	-	0	-	0
	Total Fixed Assets	£1,786,686	8.5%	£1,646,515	-1.5%	£1,672,430	-1.8%	£1,703,679	13.4%	£1,502,056
	Stock	£6,718,628	-0.9%	£6,778,813	8.3%	£6,261,606	10.2%	£5,682,504	6.2%	£5,349,541
	Trade Debtors	£1,971,058	21.7%	£1,619,316	12.8%	£1,435,326	-54.8%	£3,173,419	-3.2%	£3,278,841
	Cash	£3,239,134	531%	£513,305	-37.1%	£815,789	16.1%	£702,530	7.4%	£654,402
	Other Debtors	£1,661,397	-21%	£2,102,106	-31.9%	£3,086,678	999.9%	£177,066	8.5%	£163,152
	Miscellaneous Current Assets	£4,806,472	-7.2%	£5,180,521	8.3%	£4,785,316	-14.4%	£5,592,353	27.2%	£4,396,408
	Total Current Assets	£18,396,689	13.6%	£16,194,061	-1.2%	£16,384,715	6.9%	£15,327,872	10.7%	£13,842,344
	Trade Creditors	£622,596	-15.2%	£734,055	-2.8%	£755,554	-35.9%	£1,179,240	171.9%	£433,675
	Bank Loans &	0	-	0	-	0	-	0	-	0






DISCLAIMER : This Report is **PRIVATE & CONFIDENTIAL** and it is prepared at the request of and for its use by the Subscriber only. The Subscriber shall use the contents of the Report merely as an aid to its business. Mira Inform Private Limited ("MIPL") has collated information/data in the Report, which have not been verified unless otherwise specifically mentioned in the Report. The Subscriber shall independently verify the accuracy and correctness of the information/data before in any way acting upon the same. MIPL shall not be liable for any harm, injury, loss or damage caused to the Subscriber due to default by the Subscriber's debtors/beneficiaries in fulfilling their obligations of any nature whatsoever. This Report or any of its portion shall not be used as a documentary evidence or otherwise before any investigative agencies or forum of law. This Report is confidential and proprietary to MIPL. The Subscriber and/or any other person(s) may not reproduce, publish or disclose any of the contents of the Report to others without the express authorization of MIPL. This Report is prepared and issued to the Subscriber without any risk, responsibility or liability on the part of MIPL or its officials.

LOAKE BROTHERS LIMITED - 522547


PAGE NO. : 11

	Overdrafts									
	Other Short Term Finance	£125,124	10.7 %	£113,039	22.6 %	£92,215	-	0	-	0
	Miscellaneous Current Liabilities	£1,042,478	10.7 %	£941,929	-37.3 %	£1,501,219	78.7 %	£840,145	-48.6 %	£1,634,693
	Total Current Liabilities	£1,790,198	0.1%	£1,789,023	-23.8 %	£2,348,988	16.3 %	£2,019,385	-2.4%	£2,068,368
	Bank Loans & Overdrafts and LTL	£356,435	-16%	£424,196	11.7 %	£379,607	30.3 %	£291,438	-80.2 %	£1,469,737
	Other Long Term Finance	0	-	0	-	0	-	0	-	0
	Total Long Term Liabilities	£356,435	-16%	£424,196	11.7 %	£379,607	30.3 %	£291,438	-80.2 %	£1,469,737

Capital & Reserves

	Date Of Accounts	03/03/17	(%)	27/02/16	(%)	28/02/15	(%)	28/02/14	(%)	31/12/12
	Called Up Share Capital	£141,410	-	£141,410	-	£141,410	-	£141,410	-	£141,410
	P & L Account Reserve	£17,863,742	15.6 %	£15,454,357	2%	£15,155,550	6.3%	£14,252,853	23.6%	£11,532,163
	Revaluation Reserve	-	-	-	-	-	-100 %	£234,807	471.8 %	£41,064
	Sundry Reserves	£31,590	-	£31,590	-	£31,590	-65.5 %	£91,658	-	£91,658
	Shareholder Funds	£18,036,742	15.4 %	£15,627,357	1.9 %	£15,328,550	4.1%	£14,720,728	24.7%	£11,806,295





Other Financial Items

	Date Of Accounts	03/03/17	(%)	27/02/16	(%)	28/02/15	(%)	28/02/14	(%)	31/12/12
	Net Worth	£17,978,938	15.1 %	£15,624,800	2%	£15,320,243	4.1%	£14,720,728	24.7 %	£11,806,295





DISCLAIMER : This Report is **PRIVATE & CONFIDENTIAL** and it is prepared at the request of and for its use by the Subscriber only. The Subscriber shall use the contents of the Report merely as an aid to its business. Mira Inform Private Limited ("MIPL") has collated information/data in the Report, which have not been verified unless otherwise specifically mentioned in the Report. The Subscriber shall independently verify the accuracy and correctness of the information/data before in any way acting upon the same. MIPL shall not be liable for any harm, injury, loss or damage caused to the Subscriber due to default by the Subscriber's debtors/beneficiaries in fulfilling their obligations of any nature whatsoever. This Report or any of its portion shall not be used as a documentary evidence or otherwise before any investigative agencies or forum of law. This Report is confidential and proprietary to MIPL. The Subscriber and/or any other person(s) may not reproduce, publish or disclose any of the contents of the Report to others without the express authorization of MIPL. This Report is prepared and issued to the Subscriber without any risk, responsibility or liability on the part of MIPL or its officials.

LOAKE BROTHERS LIMITED - 522547



PAGE NO. : 12

	Working Capital	£16,606,491	15.3%	£14,405,038	2.6%	£14,035,727	5.5%	£13,308,487	13%	£11,773,976
	Total Assets	£20,183,375	13.1%	£17,840,576	-1.2%	£18,057,145	6%	£17,031,551	11%	£15,344,400
	Total Liabilities	£2,146,633	-3%	£2,213,219	-18.9%	£2,728,595	18.1%	£2,310,823	-34.7%	£3,538,105
	Net Assets	£18,036,742	15.4%	£15,627,357	1.9%	£15,328,550	4.1%	£14,720,728	24.7%	£11,806,295

Cash Flow

	Date Of Accounts	03/03/17	(%)	27/02/16	(%)	28/02/15	(%)	28/02/14	(%)	31/12/12
	Net Cashflow from Operations	£2,992,896	337.9%	£683,483	279.5%	-£380,692	-115.5%	£2,449,634	219.4%	£766,837
	Net Cashflow before Financing	£2,725,829	999.9%	-£302,484	-367.1%	£113,259	135.3%	£48,128	123.7%	-£203,198
	Net Cashflow from Financing	-	-	-	-	-	-	-	-	-
	Increase in Cash	£2,725,829	999.9%	-£302,484	-367.1%	£113,259	135.3%	£48,128	123.7%	-£203,198

Miscellaneous

	Date Of Accounts	03/03/17	(%)	27/02/16	(%)	28/02/15	(%)	28/02/14	(%)	31/12/12
	Contingent Liability	NO	-	NO	-	NO	-	NO	-	NO
	Capital Employed	£18,393,177	14.6%	£16,051,553	2.2%	£15,708,157	4.6%	£15,012,166	13.1%	£13,276,032
	Number of Employees	146	-1.4%	148	6.5%	139	-	139	4.5%	133
	Accountants									
	Auditors	GRANT THORNTON UK LLP								
	Auditor Comments	The audit report contains no adverse comments								

DISCLAIMER : This Report is **PRIVATE & CONFIDENTIAL** and it is prepared at the request of and for its use by the Subscriber only. The Subscriber shall use the contents of the Report merely as an aid to its business. Mira Inform Private Limited ("MIPL") has collated information/data in the Report, which have not been verified unless otherwise specifically mentioned in the Report. The Subscriber shall independently verify the accuracy and correctness of the information/data before in any way acting upon the same. MIPL shall not be liable for any harm, injury, loss or damage caused to the Subscriber due to default by the Subscriber's debtors/beneficiaries in fulfilling their obligations of any nature whatsoever. This Report or any of its portion shall not be used as a documentary evidence or otherwise before any investigative agencies or forum of law. This Report is confidential and proprietary to MIPL. The Subscriber and/or any other person(s) may not reproduce, publish or disclose any of the contents of the Report to others without the express authorization of MIPL. This Report is prepared and issued to the Subscriber without any risk, responsibility or liability on the part of MIPL or its officials.
















MIRA INFORM PRIVATE LIMITED
605, Palmspring, Near D'Mart, Link Road,
Malad (West), Mumbai - 400 064. INDIA
Tel : 91-22-40448000 (44 lines)
Fax : 91-22-40448045 / 40448046
E-mail : mira@mirainform.com
info@mirainform.com
Website : <http://www.mirainform.com>
<http://www.miraglobalcheck.com>
<http://www.miraglobalcollections.com>

Bankers	HSBC BANK PLC
Bank Branch Code	40-26-47

DISCLAIMER : This Report is **PRIVATE & CONFIDENTIAL** and it is prepared at the request of and for its use by the Subscriber only. The Subscriber shall use the contents of the Report merely as an aid to its business. Mira Inform Private Limited ("MIPL") has collated information/data in the Report, which have not been verified unless otherwise specifically mentioned in the Report. The Subscriber shall independently verify the accuracy and correctness of the information/data before in any way acting upon the same. MIPL shall not be liable for any harm, injury, loss or damage caused to the Subscriber due to default by the Subscriber's debtors/beneficiaries in fulfilling their obligations of any nature whatsoever. This Report or any of its portion shall not be used as a documentary evidence or otherwise before any investigative agencies or forum of law. This Report is confidential and proprietary to MIPL. The Subscriber and/or any other person(s) may not reproduce, publish or disclose any of the contents of the Report to others without the express authorization of MIPL. This Report is prepared and issued to the Subscriber without any risk, responsibility or liability on the part of MIPL or its officials.

Ratios

	Date Of Accounts	03/03/17	27/02/16	28/02/15	28/02/14	31/12/12
	Pre-tax profit margin %	17.08	18.16	18.56	16.46	16.15
	Current ratio	10.28	9.05	6.98	7.59	6.69
	Sales/Net Working Capital	1.40	1.61	1.67	2.01	1.79
	Gearing %	2	2.70	2.50	2	12.40
	Equity in %	89.60	87.60	84.90	86.40	76.90
	Creditor Days	9.94	11.49	11.75	18.79	7.48
	Debtor Days	31.46	25.36	22.32	50.56	56.61
	Liquidity/Acid Test	6.52	5.26	4.30	4.77	4.10
	Return On Capital Employed %	21.57	26.28	27.64	29.38	25.64
	Return On Total Assets Employed %	19.65	23.65	24.04	25.90	22.18
	Current Debt Ratio	0.09	0.11	0.15	0.13	0.17
	Total Debt Ratio	0.11	0.14	0.17	0.15	0.29
	Stock Turnover Ratio %	28.91	29.16	26.76	21.20	25.37
	Return on Net Assets Employed %	21.99	27	28.32	29.96	28.83

Report Notes

There are no notes to display.

Status History

No Status History found

Event History

Date	Description
24/04/2018	Confirmation Statement
22/01/2018	Mr D.J. Coker has left the board
14/11/2017	Payment Data Update Received
13/11/2017	New Accounts Filed
13/11/2017	New Accounts Filed
19/05/2017	New Board Member Mr R.W. Kent appointed
18/04/2017	Confirmation Statement
09/01/2017	Mr R.J. Sutton has left the board
22/12/2016	New Company Secretary Mr R.W. Kent appointed
21/12/2016	Mr R.J. Sutton has resigned as company secretary
28/07/2016	New Accounts Filed
28/07/2016	New Accounts Filed
23/04/2016	Annual Returns

DISCLAIMER : This Report is **PRIVATE & CONFIDENTIAL** and it is prepared at the request of and for its use by the Subscriber only. The Subscriber shall use the contents of the Report merely as an aid to its business. Mira Inform Private Limited ("MIPL") has collated information/data in the Report, which have not been verified unless otherwise specifically mentioned in the Report. The Subscriber shall independently verify the accuracy and correctness of the information/data before in any way acting upon the same. MIPL shall not be liable for any harm, injury, loss or damage caused to the Subscriber due to default by the Subscriber's debtors/beneficiaries in fulfilling their obligations of any nature whatsoever. This Report or any of its portion shall not be used as a documentary evidence or otherwise before any investigative agencies or forum of law. This Report is confidential and proprietary to MIPL. The Subscriber and/or any other person(s) may not reproduce, publish or disclose any of the contents of the Report to others without the express authorization of MIPL. This Report is prepared and issued to the Subscriber without any risk, responsibility or liability on the part of MIPL or its officials.

21/07/2015	New Accounts Filed
21/07/2015	New Accounts Filed

Rating History Show graph

Date	Rating	Description
13/11/2017	95	Very Low Risk
29/07/2016	95	Very Low Risk
22/07/2015	95	Very Low Risk
21/07/2015	97	Very Low Risk
24/08/2014	95	Very Low Risk
09/05/2013	97	Very Low Risk
28/03/2013	100	Very Low Risk
17/08/2012	93	Very Low Risk
01/05/2012	98	Very Low Risk
06/12/2010	92	Very Low Risk

Limit History Show graph

Date	Limit
13/11/2017	£1,100,000
29/07/2016	£950,000
22/07/2015	£935,000
21/07/2015	£1,100,000
24/08/2014	£1,050,000
24/07/2014	£185,000
22/05/2013	£170,000
09/05/2013	£115,000
28/03/2013	£120,000
17/08/2012	£115,000

PREVIOUS COMPANY NAMES

No Previous Names found

WRIT DETAILS

No writs found

STATISTICS

Group	-
Linkages	0 companies
Countries	In 0 countries

DISCLAIMER : This Report is **PRIVATE & CONFIDENTIAL** and it is prepared at the request of and for its use by the Subscriber only. The Subscriber shall use the contents of the Report merely as an aid to its business. Mira Inform Private Limited ("MIPL") has collated information/data in the Report, which have not been verified unless otherwise specifically mentioned in the Report. The Subscriber shall independently verify the accuracy and correctness of the information/data before in any way acting upon the same. MIPL shall not be liable for any harm, injury, loss or damage caused to the Subscriber due to default by the Subscriber's debtors/beneficiaries in fulfilling their obligations of any nature whatsoever. This Report or any of its portion shall not be used as a documentary evidence or otherwise before any investigative agencies or forum of law. This Report is confidential and proprietary to MIPL. The Subscriber and/or any other person(s) may not reproduce, publish or disclose any of the contents of the Report to others without the express authorization of MIPL. This Report is prepared and issued to the Subscriber without any risk, responsibility or liability on the part of MIPL or its officials.

Summary

Holding Company	-
Ownership Status	
Ultimate Holding Company	-

GROUP STRUCTURE

No Group Structure

PREVIOUS DIRECTOR/COMPANY SECRETARIES

Name	Current Active Appointments	Previous Appointments	Dissolved Companies
Richard John Sutton	0	2	8
Richard John Sutton	0	2	8
Lancelot Newman Loake	0	1	1
Peter Richard George Loake	0	1	4
Robert Nigel Perkins-Cory	0	1	4
John Nicholas Loake	0	4	4
David Reginald Terence Corben	1	2	10
David Earle	0	2	1
David John Coker	0	1	0
Total Persons With Significant Control	0	Total Statements	1
Active	0	Active	1
Ceased	0	Ceased	0

ACTIVE PERSONS WITH SIGNIFICANT CONTROL

No Active Persons With Significant Control To Display

CEASED PERSONS WITH SIGNIFICANT CONTROL

No Ceased Persons With Significant Control To Display

ACTIVE STATEMENTS

Statement	The company knows or has reasonable cause to believe that there is no registrable person or registrable relevant legal entity in relation to the company		
Notified On	10/04/2017		

CEASED STATEMENTS

No Ceased Statements To Display

Average Invoice Value	£1021.04
Invoices available	210
Paid	205
Outstanding	5

Trade Payment Data is information that we collect from selected third party partners who send us information about their sales ledger.

	Within Terms	0-30 Days	31-60 Days	61-90 Days	91+ Days
Paid	177	26	1	0	1
Outstanding	4	1	0	0	0

FOREIGN EXCHANGE RATES

Currency	Unit	Indian Rupees
US Dollar	1	INR 68.80
UK Pound	1	INR 90.58
Euro	1	INR 80.44
GBP	1	INR 89.97

Note : Above are approximate rates obtained from sources believed to be correct

INFORMATION DETAILS

Analysis Done by :	NIY
Report Prepared by :	PRN

DISCLAIMER : This Report is **PRIVATE & CONFIDENTIAL** and it is prepared at the request of and for its use by the Subscriber only. The Subscriber shall use the contents of the Report merely as an aid to its business. Mira Inform Private Limited ("MIPL") has collated information/data in the Report, which have not been verified unless otherwise specifically mentioned in the Report. The Subscriber shall independently verify the accuracy and correctness of the information/data before in any way acting upon the same. MIPL shall not be liable for any harm, injury, loss or damage caused to the Subscriber due to default by the Subscriber's debtors/beneficiaries in fulfilling their obligations of any nature whatsoever. This Report or any of its portion shall not be used as a documentary evidence or otherwise before any investigative agencies or forum of law. This Report is confidential and proprietary to MIPL. The Subscriber and/or any other person(s) may not reproduce, publish or disclose any of the contents of the Report to others without the express authorization of MIPL. This Report is prepared and issued to the Subscriber without any risk, responsibility or liability on the part of MIPL or its officials.

RATING EXPLANATIONS

Credit Rating	Explanation	Rating Comments
A++	Minimum Risk	Business dealings permissible with minimum risk of default
A+	Low Risk	Business dealings permissible with low risk of default
A	Acceptable Risk	Business dealings permissible with moderate risk of default
B	Medium Risk	Business dealings permissible on a regular monitoring basis
C	Medium High Risk	Business dealings permissible preferably on secured basis
D	High Risk	Business dealing not recommended or on secured terms only
NB	New Business	No recommendation can be done due to business in infancy stage
NT	No Trace	No recommendation can be done as the business is not traceable

NB is stated where there is insufficient information to facilitate rating. However, it is not to be considered as unfavourable.

This score serves as a reference to assess SC's credit risk and to set the amount of credit to be extended. It is calculated from a composite of weighted scores obtained from each of the major sections of this report. The assessed factors are as follows:

- Financial condition covering various ratios
- Company background and operations size
- Promoters / Management background
- Payment record
- Litigation against the subject
- Industry scenario / competitor analysis
- Supplier / Customer / Banker review (wherever available)