

MIRA INFORM REPORT

Report No. :	522716
Report Date :	28.07.2018

IDENTIFICATION DETAILS

Name :	DKH RETAIL LIMITED
Registered Office :	Unit 60 The Runnings Cheltenham Gloucestershire GL51 9NW
Country :	United Kingdom
Financials (as on) :	29.04.2017
Date of Incorporation :	02.11.2009
Com. Reg. No.:	07063508
Legal Form :	Private limited with Share Capital
Line of Business :	<ul style="list-style-type: none"> Wholesale of clothing and footwear Comprise the design and ownership of brands, and wholesale distribution of own brand products (clothes, shoes, and accessories) worldwide. 10.
No. of Employees :	169 (2017)

RATING & COMMENTS

(Mira Inform has adopted New Rating mechanism w.e.f. 23rd January 2017)

MIRA's Rating :	A+
-----------------	----

Credit Rating	Explanation	Rating Comments
A+	Low Risk	Business dealings permissible with low risk of default

Status :	Good
Payment Behaviour :	Regular
Litigation :	Clear

NOTES :

Any query related to this report can be made on e-mail : infodept@mirainform.com while quoting report number, name and date.

DISCLAIMER : This Report is **PRIVATE & CONFIDENTIAL** and it is prepared at the request of and for its use by the Subscriber only. The Subscriber shall use the contents of the Report merely as an aid to its business. Mira Inform Private Limited ("MIPL") has collated information/data in the Report, which have not been verified unless otherwise specifically mentioned in the Report. The Subscriber shall independently verify the accuracy and correctness of the information/data before in any way acting upon the same. MIPL shall not be liable for any harm, injury, loss or damage caused to the Subscriber due to default by the Subscriber's debtors/beneficiaries in fulfilling their obligations of any nature whatsoever. This Report or any of its portion shall not be used as a documentary evidence or otherwise before any investigative agencies or forum of law. This Report is confidential and proprietary to MIPL. The Subscriber and/or any other person(s) may not reproduce, publish or disclose any of the contents of the Report to others without the express authorization of MIPL. This Report is prepared and issued to the Subscriber without any risk, responsibility or liability on the part of MIPL or its officials.

ECGC Country Risk Classification List

Country Name	Previous Rating (31.12.2017)	Current Rating (01.04.2018)
United Kingdom	A1	A1

Risk Category	ECGC Classification
Insignificant	A1
Low Risk	A2
Moderately Low Risk	B1
Moderate Risk	B2
Moderately High Risk	C1
High Risk	C2
Very High Risk	D

UNITED KINGDOM - ECONOMIC OVERVIEW

The UK, a leading trading power and financial center, is the third largest economy in Europe after Germany and France. Agriculture is intensive, highly mechanized, and efficient by European standards, producing about 60% of food needs with less than 2% of the labor force. The UK has large coal, natural gas, and oil resources, but its oil and natural gas reserves are declining; the UK has been a net importer of energy since 2005. Services, particularly banking, insurance, and business services, are key drivers of British GDP growth. Manufacturing, meanwhile, has declined in importance but still accounts for about 10% of economic output.

In 2008, the global financial crisis hit the economy particularly hard, due to the importance of its financial sector. Falling home prices, high consumer debt, and the global economic slowdown compounded the UK's economic problems, pushing the economy into recession in the latter half of 2008 and prompting the then BROWN (Labour) government to implement a number of measures to stimulate the economy and stabilize the financial markets. Facing burgeoning public deficits and debt levels, in 2010 the then CAMERON-led coalition government (between Conservatives and Liberal Democrats) initiated an austerity program, which has continued under the Conservative government. However, the deficit still remains one of the highest in the G7, standing at 3.6% of GDP as of 2017, and the UK has pledged to lower its corporation tax from 20% to 17% by 2020. The UK had a debt burden of 90.4% GDP at the end of 2017.

The UK's economy has begun to slow since the referendum vote to leave the EU in June 2016. A sustained depreciation of the British pound has increased consumer and producer prices, weighing on consumer spending without spurring a meaningful increase in exports. The UK has an extensive trade relationship with other EU members through its single market membership and economic observers have warned the exit will jeopardize its position as the central location for European financial services. Prime Minister MAY is seeking a new "deep and special" trade relationship with the EU following the UK's exit. However, economists doubt that the UK will be able to preserve the benefits of EU membership without the obligations. The UK is expected to officially leave the EU by the end of March 2019.

Source : CIA

COMPANY NAME AND ADDRESS

DKH RETAIL LIMITED

UNIT 60 THE RUNNINGS CHELTENHAM GLOUCESTERSHIRE GL51 9NW

COMPANY NO.

07063508

COMPANY STATUS

Active - Accounts Filed

COMPANY SUMMARY

Registered Address	UNIT 60 THE RUNNINGS CHELTENHAM GLOUCESTERSHIRE GL51 9NW
Trading Address	Unit 60 The Runnings Cheltenham Gloucestershire GL51 9NW
Website Address	http://www.superdry.com
Telephone Number	01242588190
Fax Number	
TPS	No
FPS	Yes
Incorporation Date	02/11/2009
Previous Name	
Type	Private limited with Share Capital
FTSE Index	-
Date of Change	-
Filing Date of Accounts	09/11/2017
Currency	GBP
Share Capital	£1,871,208
SIC07	46420

DISCLAIMER : This Report is **PRIVATE & CONFIDENTIAL** and it is prepared at the request of and for its use by the Subscriber only. The Subscriber shall use the contents of the Report merely as an aid to its business. Mira Inform Private Limited ("MIPL") has collated information/data in the Report, which have not been verified unless otherwise specifically mentioned in the Report. The Subscriber shall independently verify the accuracy and correctness of the information/data before in any way acting upon the same. MIPL shall not be liable for any harm, injury, loss or damage caused to the Subscriber due to default by the Subscriber's debtors/beneficiaries in fulfilling their obligations of any nature whatsoever. This Report or any of its portion shall not be used as a documentary evidence or otherwise before any investigative agencies or forum of law. This Report is confidential and proprietary to MIPL. The Subscriber and/or any other person(s) may not reproduce, publish or disclose any of the contents of the Report to others without the express authorization of MIPL. This Report is prepared and issued to the Subscriber without any risk, responsibility or liability on the part of MIPL or its officials.

Charity Number -
SIC07 Description WHOLESALE OF CLOTHING AND FOOTWEAR
Principal Activity Comprise the design and ownership of brands, and wholesale distribution of own brand products (clothes, shoes, and accessories) worldwide. 10.

ADDITIONAL INFORMATION

CCJ's 0 (£0)
No CCJ Information To Display
Ultimate Holding Company SUPERDRY PLC
Accountant -
Mortgages 1
Trade Debtors -
Group 7 companies
Linkages 3 companies
Countries In 3 countries

KEY FINANCIALS

Year to Date	Turnover	Pre Tax Profit	Shareholder's Funds	Employees
29/04/2017	£241,228,000	£59,260,000	£269,305,000	169
30/04/2016	£177,521,000	£30,876,000	£242,056,000	138
25/04/2015	£159,981,000	£32,149,000	£288,287,000	127

MORTGAGE SUMMARY

Total Mortgage 1
Outstanding 0
Satisfied 1

TRADE DEBTORS / BAD DEBT SUMMARY

Total Number of Documented Trade 8
Total Value of Documented Trade £60,152

COMMENTARY

This company's return on total assets employed ratio indicates a highly efficient use of assets.

DISCLAIMER : This Report is **PRIVATE & CONFIDENTIAL** and it is prepared at the request of and for its use by the Subscriber only. The Subscriber shall use the contents of the Report merely as an aid to its business. Mira Inform Private Limited ("MIPL") has collated information/data in the Report, which have not been verified unless otherwise specifically mentioned in the Report. The Subscriber shall independently verify the accuracy and correctness of the information/data before in any way acting upon the same. MIPL shall not be liable for any harm, injury, loss or damage caused to the Subscriber due to default by the Subscriber's debtors/beneficiaries in fulfilling their obligations of any nature whatsoever. This Report or any of its portion shall not be used as a documentary evidence or otherwise before any investigative agencies or forum of law. This Report is confidential and proprietary to MIPL. The Subscriber and/or any other person(s) may not reproduce, publish or disclose any of the contents of the Report to others without the express authorization of MIPL. This Report is prepared and issued to the Subscriber without any risk, responsibility or liability on the part of MIPL or its officials.

This company has only made late payments on a low percentage of invoices.
This company's ratio of total liabilities to total assets indicates the presence of strong equity funding.
The company has more cash than short term bank borrowings.
This company trades in an industry with a lower level of corporate failures.

CCJ

Total Number of Exact CCJs -	0	Total Value of Exact CCJs -	
Total Number of Possible CCJs -	0	Total Value of Possible CCJs -	
Total Number of Satisfied CCJs -	0	Total Value of Satisfied CCJs -	
Total Number of Writs -	-		

Total Current Directors	2	Total Current Secretaries	0
Total Previous Directors / Company Secretaries	6	Total Person's With Significant Control	1

CURRENT DIRECTORS

Title	Mr	Function	Director
Name	Euan Angus Sutherland	Nationality	British
Date of Birth	02/1969	Present Appointments	6
Latest Address	Unit 60 The Runnings, Cheltenham, Gloucestershire	Appointment Date	12/02/2015
Post Code	GL51 9NW		
Title	Mr	Function	Director
Name	Nicholas Barry Edward Wharton	Nationality	British
Date of Birth	08/1966	Present Appointments	8
Latest Address	Unit 60 The Runnings, Cheltenham	Appointment Date	02/11/2015
Post Code	GL51 9NW		















Current Company Secretary

TOP SHAREHOLDERS


Name	Currency	Share Count	Share Type	Nominal Value	% of Total Share Count
SUPERGROUP PLC	GBP	187,120,822	ORDINARY	0.01	100

DISCLAIMER : This Report is **PRIVATE & CONFIDENTIAL** and it is prepared at the request of and for its use by the Subscriber only. The Subscriber shall use the contents of the Report merely as an aid to its business. Mira Inform Private Limited ("MIPL") has collated information/data in the Report, which have not been verified unless otherwise specifically mentioned in the Report. The Subscriber shall independently verify the accuracy and correctness of the information/data before in any way acting upon the same. MIPL shall not be liable for any harm, injury, loss or damage caused to the Subscriber due to default by the Subscriber's debtors/beneficiaries in fulfilling their obligations of any nature whatsoever. This Report or any of its portion shall not be used as a documentary evidence or otherwise before any investigative agencies or forum of law. This Report is confidential and proprietary to MIPL. The Subscriber and/or any other person(s) may not reproduce, publish or disclose any of the contents of the Report to others without the express authorization of MIPL. This Report is prepared and issued to the Subscriber without any risk, responsibility or liability on the part of MIPL or its officials.














PROFIT & LOSS

	Date Of Accounts	29/04/17	(%)	30/04/16	(%)	25/04/15	(%)	26/04/14	(%)	28/04/13
	Weeks	52	(%)	53	(%)	52	(%)	52	(%)	52
	Currency	GBP	(%)	GBP	(%)	GBP	(%)	GBP	(%)	GBP
	Consolidated A/cs	N	(%)	N	(%)	N	(%)	N	(%)	N
	Turnover	£241,228,000	35.9%	£177,521,000	11%	£159,981,000	-2.3%	£163,800,000	30%	£125,967,000
	Export	-	-	-	-	-	-	-	-100%	£94,223,000
	Cost of Sales	£147,402,000	37.3%	£107,374,000	1.9%	£105,329,000	-4.1%	£109,825,000	28.4%	£85,515,000
	Gross Profit	£93,826,000	33.8%	£70,147,000	28.4%	£54,652,000	1.3%	£53,975,000	33.4%	£40,452,000
	Wages & Salaries	£7,774,000	21.2%	£6,415,000	20%	£5,345,000	2.3%	£5,223,000	-7%	£5,618,000
	Directors Emoluments	-	-	-	-	-	-	-	-	-
	Operating Profit	£60,919,000	42.7%	£42,685,000	88.8%	£22,604,000	-8.9%	£24,814,000	-4.8%	£26,059,000
	Depreciation	£810,000	56.4%	£518,000	15.4%	£449,000	5.6%	£425,000	16.8%	£364,000
	Audit Fees	-	-	-	-	-	-	-	-	-
	Interest Payments	-	100%	£7,000	-94.2%	£121,000	-	-	-	-
	Pre Tax Profit	£59,260,000	91.9%	£30,876,000	-4%	£32,149,000	29.6%	£24,814,000	-4.8%	£26,065,000
	Taxation	-£12,011,000	96.7%	-£6,107,000	6.9%	-£6,563,000	5.7%	-£6,211,000	-1%	-£6,148,000
	Profit After Tax	£47,249,000	90.8%	£24,769,000	-3.2%	£25,586,000	37.5%	£18,603,000	-6.6%	£19,917,000
	Dividends Payable	£20,000,000	-71.8%	£71,000,000	-	-	-	-	-	-





DISCLAIMER : This Report is **PRIVATE & CONFIDENTIAL** and it is prepared at the request of and for its use by the Subscriber only. The Subscriber shall use the contents of the Report merely as an aid to its business. Mira Inform Private Limited ("MIPL") has collated information/data in the Report, which have not been verified unless otherwise specifically mentioned in the Report. The Subscriber shall independently verify the accuracy and correctness of the information/data before in any way acting upon the same. MIPL shall not be liable for any harm, injury, loss or damage caused to the Subscriber due to default by the Subscriber's debtors/beneficiaries in fulfilling their obligations of any nature whatsoever. This Report or any of its portion shall not be used as a documentary evidence or otherwise before any investigative agencies or forum of law. This Report is confidential and proprietary to MIPL. The Subscriber and/or any other person(s) may not reproduce, publish or disclose any of the contents of the Report to others without the express authorization of MIPL. This Report is prepared and issued to the Subscriber without any risk, responsibility or liability on the part of MIPL or its officials.

	Retained Profit	£27,249,000	158.9 %	- £46,231,000	- 280.7 %	£25,586,000	37.5 %	£18,603,000	- 6.6 %	£19,917,000
---	------------------------	--------------------	----------------	----------------------	------------------	--------------------	---------------	--------------------	----------------	--------------------






BALANCE SHEET

	Date Of Accounts	29/04/17	(%)	30/04/16	(%)	25/04/15	(%)	26/04/14	(%)	28/04/13
	Tangible Assets	£5,197,000	116.3 %	£2,403,000	99.4 %	£1,205,000	- 10.2 %	£1,342,000	11.8 %	£1,200,000
	Intangible Assets	£85,732,000	- 15.2 %	£101,047,000	- 12.7 %	£115,744,000	- 10.4 %	£129,134,000	- 9.8 %	£143,232,000
	Total Fixed Assets	£90,929,000	- 12.1 %	£103,450,000	- 11.5 %	£116,949,000	- 10.4 %	£130,476,000	- 9.7 %	£144,432,000
	Stock	£30,056,000	61.3 %	£18,632,000	16.6 %	£15,979,000	- 7.9 %	£17,348,000	26.6 %	£13,706,000
	Trade Debtors	£57,887,000	70.5 %	£33,955,000	0.4 %	£33,825,000	16.3 %	£29,077,000	6.8 %	£27,213,000
	Cash	£74,621,000	-29 %	£105,140,000	109.1 %	£50,294,000	- 48.9 %	£98,414,000	47.5 %	£66,717,000
	Other Debtors	£98,148,000	228.7 %	£29,856,000	-77 %	£129,796,000	341.9 %	£29,370,000	64.1 %	£17,895,000
	Miscellaneous Current Assets	£3,937,000	31.6 %	£2,991,000	- 66.4 %	£8,914,000	-	0	-	0
	Total Current Assets	£264,649,000	38.9 %	£190,574,000	- 20.2 %	£238,808,000	37.1 %	£174,209,000	38.8 %	£125,531,000
	Trade Creditors	£20,013,000	60.4 %	£12,477,000	- 0.4 %	£12,529,000	- 4.3 %	£13,087,000	0.8 %	£12,988,000
	Bank Loans & Overdrafts	0	-	0	-	0	-	0	-	0
	Other Short Term Finance	£36,533,000	32.5 %	£27,571,000	-38 %	£44,500,000	153.4 %	£17,560,000	247.2 %	£5,058,000
	Miscellaneous Current Liabilities	£23,284,000	95.3 %	£11,920,000	36.7 %	£8,721,000	- 18.8 %	£10,735,000	48.7 %	£7,217,000


DISCLAIMER : This Report is **PRIVATE & CONFIDENTIAL** and it is prepared at the request of and for its use by the Subscriber only. The Subscriber shall use the contents of the Report merely as an aid to its business. Mira Inform Private Limited ("MIPL") has collated information/data in the Report, which have not been verified unless otherwise specifically mentioned in the Report. The Subscriber shall independently verify the accuracy and correctness of the information/data before in any way acting upon the same. MIPL shall not be liable for any harm, injury, loss or damage caused to the Subscriber due to default by the Subscriber's debtors/beneficiaries in fulfilling their obligations of any nature whatsoever. This Report or any of its portion shall not be used as a documentary evidence or otherwise before any investigative agencies or forum of law. This Report is confidential and proprietary to MIPL. The Subscriber and/or any other person(s) may not reproduce, publish or disclose any of the contents of the Report to others without the express authorization of MIPL. This Report is prepared and issued to the Subscriber without any risk, responsibility or liability on the part of MIPL or its officials.

	Total Current Liabilities	£79,830,000	53.6 %	£51,968,000	-21%	£65,750,000	58.9 %	£41,382,000	63.8 %	£25,263,000
	Bank Loans & Overdrafts and LTL	£6,443,000	-	0	- 100%	£1,720,000	-	0	-	0
	Other Long Term Finance	£6,443,000	-	0	-	0	-	0	-	0
	Total Long Term Liabilities	£6,443,000	-	0	- 100%	£1,720,000	-	0	-	0

CAPITAL & RESERVES

	Date Of Accounts	29/04/17	(%)	30/04/16	(%)	25/04/15	(%)	26/04/14	(%)	28/04/13
	Called Up Share Capital	£1,871,000	-	£1,871,000	-	£1,871,000	-	£1,871,000	-	£1,871,000
	P & L Account Reserve	£69,305,000	64.8 %	£42,056,000	- 52.4 %	£88,287,000	39.5 %	£63,303,000	41.6 %	£44,700,000
	Revaluation Reserve	-	-	-	-	-	-	-	-	-
	Sundry Reserves	£198,129,000	-	£198,129,000	-	£198,129,000	-	£198,129,000	-	£198,129,000
	Shareholder Funds	£269,305,000	11.3 %	£242,056,000	- 16%	£288,287,000	9.5 %	£263,303,000	7.6 %	£244,700,000





OTHER FINANCIAL ITEMS

	Date Of Accounts	29/04/17	(%)	30/04/16	(%)	25/04/15	(%)	26/04/14	(%)	28/04/13
	Net Worth	£183,573,000	30.2 %	£141,009,000	- 18.3 %	£172,543,000	28.6 %	£134,169,000	32.2 %	£101,468,000



DISCLAIMER : This Report is **PRIVATE & CONFIDENTIAL** and it is prepared at the request of and for its use by the Subscriber only. The Subscriber shall use the contents of the Report merely as an aid to its business. Mira Inform Private Limited ("MIPL") has collated information/data in the Report, which have not been verified unless otherwise specifically mentioned in the Report. The Subscriber shall independently verify the accuracy and correctness of the information/data before in any way acting upon the same. MIPL shall not be liable for any harm, injury, loss or damage caused to the Subscriber due to default by the Subscriber's debtors/beneficiaries in fulfilling their obligations of any nature whatsoever. This Report or any of its portion shall not be used as a documentary evidence or otherwise before any investigative agencies or forum of law. This Report is confidential and proprietary to MIPL. The Subscriber and/or any other person(s) may not reproduce, publish or disclose any of the contents of the Report to others without the express authorization of MIPL. This Report is prepared and issued to the Subscriber without any risk, responsibility or liability on the part of MIPL or its officials.

DKH RETAIL LIMITED - 522716




PAGE NO. : 10

	Working Capital	£184,819,000	33.3 %	£138,606,000	-19.9 %	£173,058,000	30.3 %	£132,827,000	32.5 %	£100,268,000
	Total Assets	£355,578,000	20.9 %	£294,024,000	-17.4 %	£355,757,000	16.8 %	£304,685,000	12.9 %	£269,963,000
	Total Liabilities	£86,273,000	66%	£51,968,000	-23%	£67,470,000	63%	£41,382,000	63.8 %	£25,263,000
	Net Assets	£269,305,000	11.3 %	£242,056,000	-16%	£288,287,000	9.5%	£263,303,000	7.6%	£244,700,000


MISCELLANEOUS

	Date Of Accounts	29/04/17	(%)	30/04/16	(%)	25/04/15	(%)	26/04/14	(%)	28/04/13
	Contingent Liability	NO	-	NO	-	NO	-	NO	-	NO
	Capital Employed	£275,748,000	13.9 %	£242,056,000	-16.5 %	£290,007,000	10.1 %	£263,303,000	7.6 %	£244,700,000
	Number of Employees	169	22.5 %	138	8.7%	127	1.6%	125	-6.7 %	134
	Accountants									
	Auditors	PRICEWATERHOUSECOOPERS LLP								
	Auditor Comments	The audit report contains no adverse comments								
	Bankers									
	Bank Branch Code									

RATIOS

	Date Of Accounts	29/04/17	30/04/16	25/04/15	26/04/14	28/04/13
	Pre-tax profit margin %	24.57	17.39	20.10	15.15	20.69
	Current ratio	3.32	3.67	3.63	4.21	4.97
	Sales/Net Working Capital	1.31	1.28	0.92	1.23	1.26

DISCLAIMER : This Report is **PRIVATE & CONFIDENTIAL** and it is prepared at the request of and for its use by the Subscriber only. The Subscriber shall use the contents of the Report merely as an aid to its business. Mira Inform Private Limited ("MIPL") has collated information/data in the Report, which have not been verified unless otherwise specifically mentioned in the Report. The Subscriber shall independently verify the accuracy and correctness of the information/data before in any way acting upon the same. MIPL shall not be liable for any harm, injury, loss or damage caused to the Subscriber due to default by the Subscriber's debtors/beneficiaries in fulfilling their obligations of any nature whatsoever. This Report or any of its portion shall not be used as a documentary evidence or otherwise before any investigative agencies or forum of law. This Report is confidential and proprietary to MIPL. The Subscriber and/or any other person(s) may not reproduce, publish or disclose any of the contents of the Report to others without the express authorization of MIPL. This Report is prepared and issued to the Subscriber without any risk, responsibility or liability on the part of MIPL or its officials.

	Gearing %	2.40	0	0.60	0	0
	Equity in %	99.80	125.40	120.10	150	193.10
	Creditor Days	30.19	26.07	28.50	29.08	37.53
	Debtor Days	87.34	70.96	76.96	64.61	78.63
	Liquidity/Acid Test	2.93	3.30	3.38	3.79	4.42
	Return On Capital Employed %	21.49	12.75	11.08	9.42	10.65
	Return On Total Assets Employed %	16.66	10.50	9.03	8.14	9.65
	Current Debt Ratio	0.29	0.21	0.22	0.15	0.10
	Total Debt Ratio	0.32	0.21	0.23	0.15	0.10
	Stock Turnover Ratio %	12.45	10.49	9.98	10.59	10.88
	Return on Net Assets Employed %	22	12.75	11.15	9.42	10.65

REPORT NOTES

There are no notes to display.

STATUS HISTORY

No Status History found

EVENT HISTORY

Date	Description
01/12/2017	Confirmation Statement
16/11/2017	New Accounts Filed
16/11/2017	New Accounts Filed
31/03/2017	Payment Data Update Received
07/02/2017	New Accounts Filed
07/02/2017	New Accounts Filed
01/02/2017	Payment Data Update Received
30/11/2016	Annual Returns
09/02/2016	New Accounts Filed
09/02/2016	New Accounts Filed
01/12/2015	Annual Returns
04/11/2015	New Board Member Mr N.B. Wharton appointed

DISCLAIMER : This Report is **PRIVATE & CONFIDENTIAL** and it is prepared at the request of and for its use by the Subscriber only. The Subscriber shall use the contents of the Report merely as an aid to its business. Mira Inform Private Limited ("MIPL") has collated information/data in the Report, which have not been verified unless otherwise specifically mentioned in the Report. The Subscriber shall independently verify the accuracy and correctness of the information/data before in any way acting upon the same. MIPL shall not be liable for any harm, injury, loss or damage caused to the Subscriber due to default by the Subscriber's debtors/beneficiaries in fulfilling their obligations of any nature whatsoever. This Report or any of its portion shall not be used as a documentary evidence or otherwise before any investigative agencies or forum of law. This Report is confidential and proprietary to MIPL. The Subscriber and/or any other person(s) may not reproduce, publish or disclose any of the contents of the Report to others without the express authorization of MIPL. This Report is prepared and issued to the Subscriber without any risk, responsibility or liability on the part of MIPL or its officials.

07/07/2015	Payment Data Update Received
02/03/2015	Mr S.S. Wills has left the board
23/02/2015	Ms S.J. Given has left the board

PREVIOUS COMPANY NAMES

No Previous Names found

WRIT DETAILS

No writs found

STATISTICS

Group	7 companies
Linkages	3 companies
Countries	In 3 countries

SUMMARY

Holding Company	SUPERDRY PLC
Ownership Status	Wholly Owned
Ultimate Holding Company	SUPERDRY PLC

GROUP STRUCTURE FULL

Company Name	Registered Number	Latest Key Financials	Consol. Accounts	Turnover
☐ SUPERDRY PLC	07063562	29.04.2017	Y	£752,000,000
┆ C-RETAIL LIMITED	07139142	29.04.2017	N	£314,945,000
┆ DKH RETAIL LIMITED	07063508	29.04.2017	N	£241,228,000
┆ SUPERGROUP CONCESSIONS...	07139101	30.04.2016	N	£7,715,000
┆ SUPERGROUP	07139044	29.04.2017	N	£132,456,000

DISCLAIMER : This Report is **PRIVATE & CONFIDENTIAL** and it is prepared at the request of and for its use by the Subscriber only. The Subscriber shall use the contents of the Report merely as an aid to its business. Mira Inform Private Limited ("MIPL") has collated information/data in the Report, which have not been verified unless otherwise specifically mentioned in the Report. The Subscriber shall independently verify the accuracy and correctness of the information/data before in any way acting upon the same. MIPL shall not be liable for any harm, injury, loss or damage caused to the Subscriber due to default by the Subscriber's debtors/beneficiaries in fulfilling their obligations of any nature whatsoever. This Report or any of its portion shall not be used as a documentary evidence or otherwise before any investigative agencies or forum of law. This Report is confidential and proprietary to MIPL. The Subscriber and/or any other person(s) may not reproduce, publish or disclose any of the contents of the Report to others without the express authorization of MIPL. This Report is prepared and issued to the Subscriber without any risk, responsibility or liability on the part of MIPL or its officials.

INTERNET LI...				
SUPERGROUP LIMITED	07938117	28.02.2017	N	
SUPERGROUP RETAIL IREL...	IE480483	29.04.2017	N	€20,523,000

OTHER LINKED COMPANIES

Name	Number	Latest Key Financials	Turnover
SUPERGROUP NETHERLANDS B.V.	51956381	30.04.2016	
SUPERGROUP BELGIUM NV	833316112	30.04.2017	€142,718
SUPERGROUP SWEDEN AB	5569968075	30.04.2016	14,596 KSEK

MORTGAGE DETAILS

Mortgage Type:	DEBENTURE		
Date Charge Created:	21/02/10		
Date Charge Registered:	04/03/10		
Date Charge Satisfied:	12/03/11		
Status:	SATISFIED		
Person(s) Entitled:	HSBC BANK PLC		
Amount Secured:			
Details:	FIXED AND FLOATING CHARGE OVER THE UNDERTAKING AND ALL PROPERTY AND ASSETS PRESENT AND FUTURE, INCLUDING GOODWILL, BOOKDEBTS, UNCALLED CAPITAL, BUILDINGS, FIXTURES, FIXED PLANT & MACHINERY		

CREDITOR DETAILS

	Total Number	Total Value
Trade Creditors	0	-
No Creditor Data		

TRADE DEBTORS / BAD DEBT DETAIL

	Total Number of Documented Trade	Total Value of Documented Trade
Trade Debtors	8	£60,152
Company Name	Amount	Statement

DISCLAIMER : This Report is **PRIVATE & CONFIDENTIAL** and it is prepared at the request of and for its use by the Subscriber only. The Subscriber shall use the contents of the Report merely as an aid to its business. Mira Inform Private Limited ("MIPL") has collated information/data in the Report, which have not been verified unless otherwise specifically mentioned in the Report. The Subscriber shall independently verify the accuracy and correctness of the information/data before in any way acting upon the same. MIPL shall not be liable for any harm, injury, loss or damage caused to the Subscriber due to default by the Subscriber's debtors/beneficiaries in fulfilling their obligations of any nature whatsoever. This Report or any of its portion shall not be used as a documentary evidence or otherwise before any investigative agencies or forum of law. This Report is confidential and proprietary to MIPL. The Subscriber and/or any other person(s) may not reproduce, publish or disclose any of the contents of the Report to others without the express authorization of MIPL. This Report is prepared and issued to the Subscriber without any risk, responsibility or liability on the part of MIPL or its officials.

		Date
Benwoods Limited	£19,249	22/02/2012
Brands 993 Ltd	£13,814	15/06/2016
Urban Playground UK Limited	£8,500	28/03/2017
Zaks Clothing Company Limited	£6,850	20/01/2016
Urban Vintage Limited	£5,602	15/07/2015
Intense & Funky Limited	£2,789	05/09/2017
Emporium Fashion Ltd	£2,000	18/12/2015
Overhead Surf Limited	£1,348	22/02/2013

PREVIOUS DIRECTOR/COMPANY SECRETARIES

Name	Current Active Appointments	Previous Appointments	Dissolved Companies
Theophilos Karpathios	8	4	12
Diane Rebecca Wendy Savory	0	14	12
Charles Robert Victor Howes	1	13	24
Susanne Johanne Given	4	5	3
Shaun Simon Wills	0	8	10
John Philip Bailey	4	1	1
Total Persons With Significant Control	1	Total Statements	0
Active	1	Active	0
Ceased	0	Ceased	0

ACTIVE PERSONS WITH SIGNIFICANT CONTROL

Name	Superdry Plc	Kind	Corporate Entity With Significant Control
Address	Unit 60 The Runnings, Cheltenham, Gloucestershire	Notified On	06/04/2016
Post Code	GL51 9NW	Legal Form	Public Limited Company
Authority	United Kingdom	Place Registered	Companies House
Country Registered	United Kingdom	Registration Number	07063562
Nature Of Control	Ownership of shares - above 75%		

CEASED PERSONS WITH SIGNIFICANT CONTROL

No Ceased Persons With Significant Control To Display

DISCLAIMER : This Report is **PRIVATE & CONFIDENTIAL** and it is prepared at the request of and for its use by the Subscriber only. The Subscriber shall use the contents of the Report merely as an aid to its business. Mira Inform Private Limited ("MIPL") has collated information/data in the Report, which have not been verified unless otherwise specifically mentioned in the Report. The Subscriber shall independently verify the accuracy and correctness of the information/data before in any way acting upon the same. MIPL shall not be liable for any harm, injury, loss or damage caused to the Subscriber due to default by the Subscriber's debtors/beneficiaries in fulfilling their obligations of any nature whatsoever. This Report or any of its portion shall not be used as a documentary evidence or otherwise before any investigative agencies or forum of law. This Report is confidential and proprietary to MIPL. The Subscriber and/or any other person(s) may not reproduce, publish or disclose any of the contents of the Report to others without the express authorization of MIPL. This Report is prepared and issued to the Subscriber without any risk, responsibility or liability on the part of MIPL or its officials.

ACTIVE STATEMENTS

No Active Statements To Display

CEASED STATEMENTS

No Ceased Statements To Display

FOREIGN EXCHANGE RATES

Currency	Unit	Indian Rupees
US Dollar	1	INR 68.80
UK Pound	1	INR 90.58
Euro	1	INR 80.44
GBP	1	INR 89.94

Note : Above are approximate rates obtained from sources believed to be correct

INFORMATION DETAILS

Analysis Done by :	VIV
Report Prepared by :	DNS

DISCLAIMER : This Report is **PRIVATE & CONFIDENTIAL** and it is prepared at the request of and for its use by the Subscriber only. The Subscriber shall use the contents of the Report merely as an aid to its business. Mira Inform Private Limited ("MIPL") has collated information/data in the Report, which have not been verified unless otherwise specifically mentioned in the Report. The Subscriber shall independently verify the accuracy and correctness of the information/data before in any way acting upon the same. MIPL shall not be liable for any harm, injury, loss or damage caused to the Subscriber due to default by the Subscriber's debtors/beneficiaries in fulfilling their obligations of any nature whatsoever. This Report or any of its portion shall not be used as a documentary evidence or otherwise before any investigative agencies or forum of law. This Report is confidential and proprietary to MIPL. The Subscriber and/or any other person(s) may not reproduce, publish or disclose any of the contents of the Report to others without the express authorization of MIPL. This Report is prepared and issued to the Subscriber without any risk, responsibility or liability on the part of MIPL or its officials.

RATING EXPLANATIONS

Credit Rating	Explanation	Rating Comments
A++	Minimum Risk	Business dealings permissible with minimum risk of default
A+	Low Risk	Business dealings permissible with low risk of default
A	Acceptable Risk	Business dealings permissible with moderate risk of default
B	Medium Risk	Business dealings permissible on a regular monitoring basis
C	Medium High Risk	Business dealings permissible preferably on secured basis
D	High Risk	Business dealing not recommended or on secured terms only
NB	New Business	No recommendation can be done due to business in infancy stage
NT	No Trace	No recommendation can be done as the business is not traceable

NB is stated where there is insufficient information to facilitate rating. However, it is not to be considered as unfavourable.

This score serves as a reference to assess SC's credit risk and to set the amount of credit to be extended. It is calculated from a composite of weighted scores obtained from each of the major sections of this report. The assessed factors are as follows:

- Financial condition covering various ratios
- Company background and operations size
- Promoters / Management background
- Payment record
- Litigation against the subject
- Industry scenario / competitor analysis
- Supplier / Customer / Banker review (wherever available)