

## MIRA INFORM REPORT

Report No. :	521998
Report Date :	28.07.2018

### IDENTIFICATION DETAILS

Name :	INDO AMINES LIMITED
Registered Office :	W-44, MIDC, Phase II, Manpada Road, Dombivli (East), District Thane – 421203, Maharashtra
Tel. No.:	91-251-2871354
Country :	India
Financials (as on) :	31.03.2017
Date of Incorporation :	17.12.1992
CIN No.: [Company Identification No.]	L99999MH1992PLC070022
Capital Investment / Paid-up Capital :	INR 333.488 Million
IEC No.: [Import-Export Code No.]	0394064364
GSTN : [Goods & Service Tax Registration No.]	27AAACI1374A1Z3
PAN No.: [Permanent Account No.]	AAACI1374A
Legal Form :	A Public Limited Liability Company. The Company's Shares are Listed on the Stock Exchanges.
Line of Business :	Manufacturer and Exporter of Fine, Specialty and Performance Chemicals. [Registered activity and also confirmed by management]
No. of Employees :	360 (Approximately)

### RATING & COMMENTS

(Mira Inform has adopted New Rating mechanism w.e.f. 23<sup>rd</sup> January 2017)

**DISCLAIMER** : This Report is **PRIVATE & CONFIDENTIAL** and it is prepared at the request of and for its use by the Subscriber only. The Subscriber shall use the contents of the Report merely as an aid to its business. Mira Inform Private Limited ("MIPL") has collated information/data in the Report, which have not been verified unless otherwise specifically mentioned in the Report. The Subscriber shall independently verify the accuracy and correctness of the information/data before in any way acting upon the same. MIPL shall not be liable for any harm, injury, loss or damage caused to the Subscriber due to default by the Subscriber's debtors/beneficiaries in fulfilling their obligations of any nature whatsoever. This Report or any of its portion shall not be used as a documentary evidence or otherwise before any investigative agencies or forum of law. This Report is confidential and proprietary to MIPL. The Subscriber and/or any other person(s) may not reproduce, publish or disclose any of the contents of the Report to others without the express authorization of MIPL. This Report is prepared and issued to the Subscriber without any risk, responsibility or liability on the part of MIPL or its officials.

<b>MIRA's Rating :</b>	<b>A</b>
------------------------	----------

Credit Rating	Explanation	Rating Comments
A	Acceptable Risk	Business dealings permissible with moderate risk of default

<b>Status :</b>	Good
<b>Payment Behaviour :</b>	Regular
<b>Litigation :</b>	Exist
<b>Comments :</b>	<p>Indo Amines Limited (IAL), incorporated in 1992, manufactures fine specialty and performance chemicals used in industries such as pharmaceuticals, agrochemicals, fertilizers, petrochemicals, pesticides, and perfumery. It is an established company having good track records.</p> <p>For the financial year ended 2018, the company has witnessed a growth in its revenue and has achieved fair profit margin at 4.19% (approx.)</p> <p>The company possesses sound financial profile marked by healthy net worth base along with low debt level and favourable gap between trade payables to its trade receivables.</p> <p>Rating further derives strength from the established track record of business operation and experience of promoters in the chemical industry.</p> <p>Fundamentals of the company are strong and healthy.</p> <p>Trade relations are reported as fair. Business is active. Payments are seems to be regular and as per commitments.</p> <p>In view of the aforesaid, the company can be considered for business dealings at usual trade terms and conditions.</p>

**NOTES:**

Any query related to this report can be made on e-mail: [infodept@mirainform.com](mailto:infodept@mirainform.com) while quoting report number, name and date.

**ECGC Country Risk Classification List**

Country Name	Previous Rating (31.12.2017)	Current Rating (01.04.2018)
India	A1	A1

Risk Category	ECGC Classification
Insignificant	A1
Low Risk	A2

**DISCLAIMER :** This Report is **PRIVATE & CONFIDENTIAL** and it is prepared at the request of and for its use by the Subscriber only. The Subscriber shall use the contents of the Report merely as an aid to its business. Mira Inform Private Limited ("MIPL") has collated information/data in the Report, which have not been verified unless otherwise specifically mentioned in the Report. The Subscriber shall independently verify the accuracy and correctness of the information/data before in any way acting upon the same. MIPL shall not be liable for any harm, injury, loss or damage caused to the Subscriber due to default by the Subscriber's debtors/beneficiaries in fulfilling their obligations of any nature whatsoever. This Report or any of its portion shall not be used as a documentary evidence or otherwise before any investigative agencies or forum of law. This Report is confidential and proprietary to MIPL. The Subscriber and/or any other person(s) may not reproduce, publish or disclose any of the contents of the Report to others without the express authorization of MIPL. This Report is prepared and issued to the Subscriber without any risk, responsibility or liability on the part of MIPL or its officials.

Moderately Low Risk	B1
Moderate Risk	B2
Moderately High Risk	C1
High Risk	C2
Very High Risk	D

**EXTERNAL AGENCY RATING**

<b>Rating Agency Name</b>	CRISIL
<b>Rating</b>	Long term rating: BBB+
<b>Rating Explanation</b>	Moderate degree of safety and moderate credit risk.
<b>Date</b>	10.10.2017

<b>Rating Agency Name</b>	CRISIL
<b>Rating</b>	Short term rating: A2
<b>Rating Explanation</b>	Strong degree of safety and low credit risk.
<b>Date</b>	10.10.2017

**RBI DEFAULTERS' LIST STATUS**

Subject's name is not enlisted as a defaulter in the publicly available RBI Defaulters' list.

**EPF (Employee Provident Fund) DEFAULTERS' LIST STATUS**

Subject's name is not enlisted as a defaulter in the publicly available EPF (Employee Provident Fund) Defaulters' list as of 31-03-2018.

**BIFR (Board for Industrial & Financial Reconstruction) LISTING STATUS**

Subject's name is not listed as a Sick Unit in the publicly available BIFR (Board for Industrial & Financial Reconstruction) list as of 28.07.2018

**BBI (Insolvency and Bankruptcy Board of India) LISTING STATUS**

Subject's name is not listed in the publicly available IBBI (Insolvency and Bankruptcy Board of India) list as of report date.

**INFORMATION PARTED BY**

<b>Name :</b>	Ms. Pratima
<b>Designation :</b>	H R Department
<b>Contact No.:</b>	91-9324848941
<b>Date :</b>	25.07.2018

**DISCLAIMER :** This Report is **PRIVATE & CONFIDENTIAL** and it is prepared at the request of and for its use by the Subscriber only. The Subscriber shall use the contents of the Report merely as an aid to its business. Mira Inform Private Limited ("MIPL") has collated information/data in the Report, which have not been verified unless otherwise specifically mentioned in the Report. The Subscriber shall independently verify the accuracy and correctness of the information/data before in any way acting upon the same. MIPL shall not be liable for any harm, injury, loss or damage caused to the Subscriber due to default by the Subscriber's debtors/beneficiaries in fulfilling their obligations of any nature whatsoever. This Report or any of its portion shall not be used as a documentary evidence or otherwise before any investigative agencies or forum of law. This Report is confidential and proprietary to MIPL. The Subscriber and/or any other person(s) may not reproduce, publish or disclose any of the contents of the Report to others without the express authorization of MIPL. This Report is prepared and issued to the Subscriber without any risk, responsibility or liability on the part of MIPL or its officials.

**LOCATIONS**

<b>Registered Office :</b>	W-44, MIDC, Phase II, Manpada Road, Dombivli (East), District Thane – 421203, Maharashtra, India
<b>Tel. No.:</b>	91-251-2871354 / 2870941 / 2873529 / 2873052/ 2870939
<b>Fax No.:</b>	91-251-2871635 / 2871666
<b>Email:</b>	<a href="mailto:shares@indoaminesltd.com">shares@indoaminesltd.com</a> <a href="mailto:accounts@indoaminesltd.com">accounts@indoaminesltd.com</a>
<b>Website:</b>	<a href="http://www.indoaminesltd.com">http://www.indoaminesltd.com</a>
<b>Location :</b>	Owned
<b>Locality :</b>	Industrial
<b>Factory 1 :</b>	W-35, D-58, W162, W-37/38/39, Phase II, MIDC, Dombivli (East), District Thane – 421204, Maharashtra, India
<b>Factory 2 :</b>	Survey No. 1723, Tundav, Taluka Savli, Baroda, Gujarat, India
<b>Factory 3 :</b>	W/265, W/266A, TTC Industrial Area Rabale MIDC, Navi Mumbai - 400701, Maharashtra, India
<b>Factory 4 :</b>	Plot No.2, D-151, D-152, D-70, J-5 Additional Industrial Area, Avadhan, MIDC, Dhule – 424006, Maharashtra, India
<b>Factory 5 :</b>	Plot No. K-33, MIDC Tarapur, Boisar, District Palghar – 401506, Maharashtra, India
<b>Overseas Office:</b>	<b>Located At:</b> <ul style="list-style-type: none"> <li>• U.K.</li> <li>• U.S.(NY)</li> <li>• Dubai</li> <li>• Japan</li> <li>• Taiwan</li> <li>• Korea</li> <li>• China</li> </ul>
<b>Branch Offices:</b>	<b>Located at</b> <ul style="list-style-type: none"> <li>• Delhi</li> <li>• Kolkata</li> <li>• Kanpur</li> <li>• Ahmedabad</li> <li>• Baroda</li> <li>• Ankaleshwar</li> <li>• Mumbai (HO)</li> <li>• Hyderabad</li> </ul>

**DISCLAIMER :** This Report is **PRIVATE & CONFIDENTIAL** and it is prepared at the request of and for its use by the Subscriber only. The Subscriber shall use the contents of the Report merely as an aid to its business. Mira Inform Private Limited ("MIPL") has collated information/data in the Report, which have not been verified unless otherwise specifically mentioned in the Report. The Subscriber shall independently verify the accuracy and correctness of the information/data before in any way acting upon the same. MIPL shall not be liable for any harm, injury, loss or damage caused to the Subscriber due to default by the Subscriber's debtors/beneficiaries in fulfilling their obligations of any nature whatsoever. This Report or any of its portion shall not be used as a documentary evidence or otherwise before any investigative agencies or forum of law. This Report is confidential and proprietary to MIPL. The Subscriber and/or any other person(s) may not reproduce, publish or disclose any of the contents of the Report to others without the express authorization of MIPL. This Report is prepared and issued to the Subscriber without any risk, responsibility or liability on the part of MIPL or its officials.

	• Chennai
--	-----------

**DIRECTORS**

**AS ON 31.03.2018**

<b>Name :</b>	Mr. Vijay Bhalchandra Palkar
<b>Designation :</b>	Managing Director
<b>Address :</b>	73, Ranade Road, Laxmi Terrace, Dadar, Mumbai - 400028, Maharashtra, India
<b>Date of Birth/Age :</b>	25.02.1953
<b>Date of Appointment :</b>	01.04.2008
<b>DIN No.:</b>	00136027
<b>Name :</b>	Mr. Rahul Vijay Palkar
<b>Designation :</b>	Managing Director
<b>Address :</b>	73, Ranade Road, Laxmi Terrace, Dadar, Mumbai - 400028, Maharashtra, India
<b>Date of Birth/Age :</b>	25.09.1979
<b>Date of Appointment :</b>	05.08.2016
<b>DIN No.:</b>	00325590
<b>Name :</b>	Mrs. Bharati Vijay Palkar
<b>Designation :</b>	Wholetime Director
<b>Address :</b>	73, Ranade Road, Laxmi Terrace, Dadar, Mumbai - 400028, Maharashtra, India
<b>Date of Birth/Age :</b>	30.04.1954
<b>Date of Appointment :</b>	01.07.1997
<b>DIN No.:</b>	00136185
<b>Name :</b>	Mr. Kirit Harilal Shah
<b>Designation :</b>	Whole Time Director
<b>Address :</b>	98 Kunj Soceity, Alkapuri, Vadodara - 390007, Gujarat, India
<b>Date of Birth/Age :</b>	18.03.1948
<b>Date of Appointment :</b>	19.02.1994
<b>DIN No.:</b>	00175193
<b>Name :</b>	Mr. Changdeo Laxman Kadam
<b>Designation :</b>	Wholetime Director
<b>Address :</b>	H-22, Sector No. 4, Aeroli, Navi Mumbai - 400708, Maharashtra, India
<b>Date of Birth/Age :</b>	01.04.1969
<b>Date of Appointment :</b>	29.12.2008
<b>DIN No.:</b>	00807296
<b>Name :</b>	Mr. Salim Dawood Memon
<b>Designation :</b>	Wholetime Director
<b>Address :</b>	Flat No. 1502, 15th Floor, Adonis Raheja Acropolis II, Deonar, Mumbai - 400088, Maharashtra, India
<b>Date of Appointment :</b>	27.02.2017

**DISCLAIMER :** This Report is **PRIVATE & CONFIDENTIAL** and it is prepared at the request of and for its use by the Subscriber only. The Subscriber shall use the contents of the Report merely as an aid to its business. Mira Inform Private Limited ("MIPL") has collated information/data in the Report, which have not been verified unless otherwise specifically mentioned in the Report. The Subscriber shall independently verify the accuracy and correctness of the information/data before in any way acting upon the same. MIPL shall not be liable for any harm, injury, loss or damage caused to the Subscriber due to default by the Subscriber's debtors/beneficiaries in fulfilling their obligations of any nature whatsoever. This Report or any of its portion shall not be used as a documentary evidence or otherwise before any investigative agencies or forum of law. This Report is confidential and proprietary to MIPL. The Subscriber and/or any other person(s) may not reproduce, publish or disclose any of the contents of the Report to others without the express authorization of MIPL. This Report is prepared and issued to the Subscriber without any risk, responsibility or liability on the part of MIPL or its officials.

<b>DIN No.:</b>	00903766
<b>Name :</b>	Mr. Deepak Shankar Kanekar
<b>Designation :</b>	Director
<b>Address :</b>	B-203, Utpal Park, Off Sitladevi Temple Road, Mahim, Mumbai - 400018, Maharashtra, India
<b>Date of Birth/Age :</b>	26.06.1953
<b>Date of Appointment :</b>	31.03.2009
<b>DIN No.:</b>	02570268
<b>Name :</b>	Mr. Rajannan Raghavendra Ravi
<b>Designation :</b>	Director
<b>Address :</b>	Flat No. 11, Kumaran Apartments, 43, 3rd Main Road, Ghandi Nagar, Chennai - 600020, Tamilnadu, India
<b>Date of Birth/Age :</b>	02.05.1956
<b>Date of Appointment :</b>	01.08.2004
<b>DIN No.:</b>	00136289
<b>Name :</b>	Mr. Nishikant Sunder Sule
<b>Designation :</b>	Director
<b>Address :</b>	104, Shubh Devi CHS, Opposite Sarita Ice Factory, Shivaji Udyog Nagar, Manpada Road, Dombivli (East), Thane - 421201, Maharashtra, India
<b>Date of Birth/Age :</b>	23.03.1946
<b>Date of Appointment :</b>	12.02.2011
<b>DIN No.:</b>	03480278
<b>Name :</b>	Mr. Mahendra Ramchandra Thakoor
<b>Designation :</b>	Director
<b>Address :</b>	15/A, Purushottam Towers Off. Gokhale Road, Dadar (West), Mumbai - 400028, Maharashtra, India
<b>Date of Appointment :</b>	27.02.2017
<b>DIN No.:</b>	01832396
<b>Name :</b>	Mr. Dhawal Jitendra Vora
<b>Designation :</b>	Director
<b>Address :</b>	2-11, Kawali Compound, Opposite Wrly Workshop, N.M. Joshi Marg, Lower Parel, Mumbai - 400013, Maharashtra, India
<b>Date of Birth/Age :</b>	06.04.1972
<b>Date of Appointment :</b>	27.12.2005
<b>DIN No.:</b>	00130115
<b>Name :</b>	Mr. Madhav Narayan Nandgaonkar
<b>Designation :</b>	Director
<b>Address :</b>	53, Arundhati, Akashganga Complex, Near Saraswati Vidyalaya, Thane West - 400601, Maharashtra, India
<b>Date of Appointment :</b>	27.02.2017
<b>DIN No.:</b>	0007739453

<b>Name :</b>	Mr. Keyur Paresh Chitre
<b>Designation :</b>	Director
<b>Address :</b>	Chitre Kutir, Amit Park, Opp Vishal Nagar, Isanpur Ahmedabad - 382443, Gujarat, India
<b>Date of Appointment :</b>	10.05.2017
<b>DIN No.:</b>	0007800503
<b>Name :</b>	Mr. Suneel Madhukar Rajee
<b>Designation :</b>	Director
<b>Address :</b>	402 Soukhyanand Soc. Saraswat Colony Near Jalaram Mandir Nehru Road, Dombivli East, Thane - 421201, Maharashtra, India
<b>Date of Appointment :</b>	10.05.2017
<b>DIN No.:</b>	0007816980
<b>Name :</b>	Mrs. Lakshmi Mannepalli Kantam
<b>Designation :</b>	Director
<b>Address :</b>	Institute of Chemical Technology, Nathalal Parekh Marg, Room No. 1002, Faculty Residence Ict Cam Pus, Matun, Mumbai - 400019, Maharashtra, India
<b>Date of Appointment :</b>	27.05.2017
<b>DIN No.:</b>	0007831607
<b>Name :</b>	Mr. Satish Madhukar Chitale
<b>Designation :</b>	Additional Director
<b>Address :</b>	B/14, Ganesh Palace, C. D. Road, Behind Kasturi Plaza, Ramnagar, Dombivali East, Thane -421201, Maharashtra, India
<b>Date of Appointment :</b>	30.05.2018
<b>DIN No.:</b>	08149259

**KEY EXECUTIVES**

<b>Name :</b>	Ms. Tripti Mahesh Sharma
<b>Designation :</b>	Company Secretary
<b>Address:</b>	208/B, Om Gauri Nandan Park, Opposites KDMC, Off Vijay Nagar, Kalyan East, Thane - 421306, Maharashtra, India
<b>Date of Appointment :</b>	15.02.2016
<b>PAN No.:</b>	CAEPS0135E
<b>Name :</b>	Mrs. Bharati Vijay Palkar
<b>Designation :</b>	Chief Financial Officer
<b>Address:</b>	73, Ranade Road, Laxmi Terrace Dadar, Mumbai -400028, Maharashtra, India
<b>Date of Appointment :</b>	30.05.2018
<b>PAN No.:</b>	AAGPP4935K
<b>Name :</b>	Mr. Vijay Bhalchandra Palkar
<b>Designation :</b>	Chief Executive Officer
<b>Address:</b>	73, Ranade Road, Laxmi Terrace, Dadar, Mumbai - 400028, Maharashtra, India

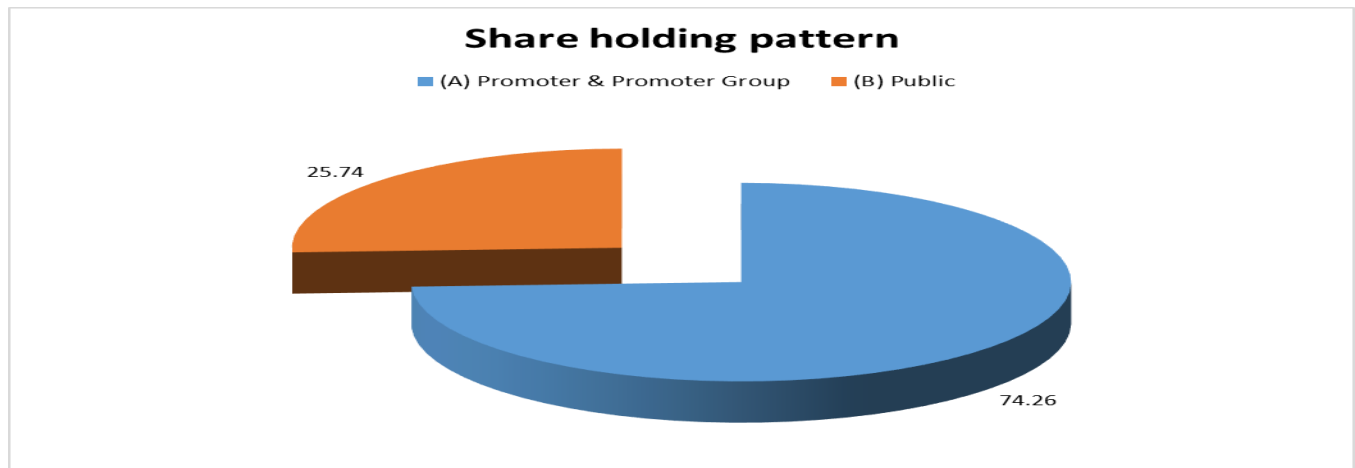
**DISCLAIMER :** This Report is **PRIVATE & CONFIDENTIAL** and it is prepared at the request of and for its use by the Subscriber only. The Subscriber shall use the contents of the Report merely as an aid to its business. Mira Inform Private Limited ("MIPL") has collated information/data in the Report, which have not been verified unless otherwise specifically mentioned in the Report. The Subscriber shall independently verify the accuracy and correctness of the information/data before in any way acting upon the same. MIPL shall not be liable for any harm, injury, loss or damage caused to the Subscriber due to default by the Subscriber's debtors/beneficiaries in fulfilling their obligations of any nature whatsoever. This Report or any of its portion shall not be used as a documentary evidence or otherwise before any investigative agencies or forum of law. This Report is confidential and proprietary to MIPL. The Subscriber and/or any other person(s) may not reproduce, publish or disclose any of the contents of the Report to others without the express authorization of MIPL. This Report is prepared and issued to the Subscriber without any risk, responsibility or liability on the part of MIPL or its officials.

<b>Date of Birth/Age :</b>	25.02.1953
<b>Date of Appointment :</b>	28.05.2014
<b>PAN No.:</b>	AACPP9129R
<b>Name :</b>	Ms. Pratima
<b>Designation :</b>	H R Department

**SHAREHOLDING PATTERN**

**AS ON 30.06.2018**

Category of Shareholder	No. of Shares	Percentage of Holding
(A) Promoter & Promoter Group	24764178	74.26
(B) Public	8584602	25.74
<b>Grand Total</b>	<b>33348780</b>	<b>100.00</b>



**Statement showing shareholding pattern of the Promoter and Promoter Group**

Category of Shareholder	No. of Shares	Percentage of Holding
<b>A1) Indian</b>		0.00
<b>Individuals/Hindu undivided Family</b>	6501550	19.50
SALIM DAWOOD MEMON	85427	0.26
VIJAY B PALKAR	3301284	9.90
BHARATI V PALKAR	2137424	6.41
SANAM SALIM MEMON	83189	0.25
SANJAY KRISHNA CHOUGULE	5904	0.02
RAHUL V PALKAR	355554	1.07
KIRIT HARILAL SHAH	297494	0.89
ASHWINI RAHUL PALKAR	20	0.00

**DISCLAIMER :** This Report is **PRIVATE & CONFIDENTIAL** and it is prepared at the request of and for its use by the Subscriber only. The Subscriber shall use the contents of the Report merely as an aid to its business. Mira Inform Private Limited ("MIPL") has collated information/data in the Report, which have not been verified unless otherwise specifically mentioned in the Report. The Subscriber shall independently verify the accuracy and correctness of the information/data before in any way acting upon the same. MIPL shall not be liable for any harm, injury, loss or damage caused to the Subscriber due to default by the Subscriber's debtors/beneficiaries in fulfilling their obligations of any nature whatsoever. This Report or any of its portion shall not be used as a documentary evidence or otherwise before any investigative agencies or forum of law. This Report is confidential and proprietary to MIPL. The Subscriber and/or any other person(s) may not reproduce, publish or disclose any of the contents of the Report to others without the express authorization of MIPL. This Report is prepared and issued to the Subscriber without any risk, responsibility or liability on the part of MIPL or its officials.

ATUL VIJAY PALKAR	165270	0.50
SANA SALIM MEMON	15710	0.05
SAAD SALIM MEMON	15336	0.05
BENAZIR SALIM MEMON	38938	0.12
<b>Any Other (specify)</b>	18262628	54.76
PALKAR FINANCE AND CONSULTANCY SERVICES PRIVATE LTD	4166960	12.50
TECHNO HOLDINGS INDIA PRIVATE LIMITED	3901980	11.70
TECHNO SECURITIES INDIA PVT LTD	4181960	12.54
UNIGROUP RESOURCES PVT LTD	3058960	9.17
MARVEL INDENTING PVT LTD	917768	2.75
PALKAR COMMERCIALS PRIVATE LIMITED	2035000	6.10
<b>Sub Total A1</b>	24764178	74.26
<b>A2) Foreign</b>		0.00
<b>A=A1+A2</b>	24764178	74.26

**Statement showing shareholding pattern of the Public shareholder**

Category of Shareholder	No. of Shares	Percentage of Holding
<b>B1) Institutions</b>		0.00
<b>B2) Central Government/ State Government(s)/ President of India</b>		0.00
<b>B3) Non-Institutions</b>		0.00
<b>Individual share capital upto INR 0.200 Million</b>	4207011	12.62
<b>Individual share capital in excess of INR 0.200 Million</b>	2709993	8.13
SANTOSH KUMAR KHEMKA	353000	1.06
SUBRAMANIAN P	1524990	4.57
<b>Any Other (specify)</b>	1667598	5.00
Bodies Corporate	340705	1.02
Clearing Members	30027	0.09
Unclaimed or Suspense or Escrow Account	353930	1.06
IEPF	359530	1.08
Non-Resident Indian (NRI)	583406	1.75
<b>Sub Total B3</b>	8584602	25.74
<b>B=B1+B2+B3</b>	8584602	25.74

**BUSINESS DETAILS**

<b>Line of Business :</b>	Manufacturer and Exporter of Fine, Specialty and Performance Chemicals. [Registered activity and also confirmed by management]	
<b>Products / Services :</b>	<b>Name and Description of main products / services</b>	<b>NIC Code</b>
	Manufacture of organic and inorganic chemical compounds n.e.c.	20119
<b>Brand Names :</b>	Not Available	

**DISCLAIMER :** This Report is **PRIVATE & CONFIDENTIAL** and it is prepared at the request of and for its use by the Subscriber only. The Subscriber shall use the contents of the Report merely as an aid to its business. Mira Inform Private Limited ("MIPL") has collated information/data in the Report, which have not been verified unless otherwise specifically mentioned in the Report. The Subscriber shall independently verify the accuracy and correctness of the information/data before in any way acting upon the same. MIPL shall not be liable for any harm, injury, loss or damage caused to the Subscriber due to default by the Subscriber's debtors/beneficiaries in fulfilling their obligations of any nature whatsoever. This Report or any of its portion shall not be used as a documentary evidence or otherwise before any investigative agencies or forum of law. This Report is confidential and proprietary to MIPL. The Subscriber and/or any other person(s) may not reproduce, publish or disclose any of the contents of the Report to others without the express authorization of MIPL. This Report is prepared and issued to the Subscriber without any risk, responsibility or liability on the part of MIPL or its officials.

<b>Agencies Held :</b>	Not Available
<b>Exports :</b>	
<b>Products :</b>	Finished Goods
<b>Countries :</b>	<ul style="list-style-type: none"> <li>• United States of America</li> <li>• Europe</li> </ul>
<b>Imports :</b>	Not Divulged
<b>Terms :</b>	
<b>Selling :</b>	L/C, Cash, Advance Payment and Cheque
<b>Purchasing :</b>	L/C, Cash, Advance Payment and Cheque

**PRODUCTION STATUS – NOT AVAILABLE**

**GENERAL INFORMATION**

<b>Suppliers :</b>	<b>Reference :</b>	Not Divulged
	<b>Name of the Person :</b>	--
	<b>Contact No.:</b>	--
	<b>Since How Long Known :</b>	--
	<b>Experience :</b>	--
	<b>Maximum Limit Dealt :</b>	--
	<b>Remark :</b>	--
<b>Customers :</b>	End Users	
	<b>Reference :</b>	Not Divulged
	<b>Name of the Person :</b>	--
	<b>Contact No.:</b>	--
	<b>Since How Long Known :</b>	--
	<b>Experience :</b>	--
	<b>Maximum Limit Dealt :</b>	--
<b>Remark :</b>	--	
<b>No. of Employees :</b>	360 (Approximately)	
<b>Bankers :</b>	<ul style="list-style-type: none"> <li>• Dombivli Nagari Sahakari Bank Limited</li> <li>• Ratnakar Bank Limited</li> <li>• Axis Bank Limited</li> </ul>	
	<b>Banker Name :</b>	IDBI Bank Limited
	<b>Branch :</b>	Turkey Road Branch, Dombivli, Maharashtra, India
	<b>Person Name (With)</b>	--

**DISCLAIMER :** This Report is **PRIVATE & CONFIDENTIAL** and it is prepared at the request of and for its use by the Subscriber only. The Subscriber shall use the contents of the Report merely as an aid to its business. Mira Inform Private Limited ("MIPL") has collated information/data in the Report, which have not been verified unless otherwise specifically mentioned in the Report. The Subscriber shall independently verify the accuracy and correctness of the information/data before in any way acting upon the same. MIPL shall not be liable for any harm, injury, loss or damage caused to the Subscriber due to default by the Subscriber's debtors/beneficiaries in fulfilling their obligations of any nature whatsoever. This Report or any of its portion shall not be used as a documentary evidence or otherwise before any investigative agencies or forum of law. This Report is confidential and proprietary to MIPL. The Subscriber and/or any other person(s) may not reproduce, publish or disclose any of the contents of the Report to others without the express authorization of MIPL. This Report is prepared and issued to the Subscriber without any risk, responsibility or liability on the part of MIPL or its officials.

	<b>Designation) :</b>		
	<b>Contact Number :</b>	91-2512-493304 (Continuously ringing)	
	<b>Name of Account Holder :</b>	--	
	<b>Account Number :</b>	--	
	<b>Account Since (Date/Year of Account Opening) :</b>	--	
	<b>Average Balance Maintained :</b>	--	
	<b>Credit Facilities Enjoyed (CC/OD/Term Loan) :</b>	--	
	<b>Account Operation :</b>	--	
	<b>Remark :</b>	--	
<b>Facilities :</b>	<b>SECURED LOANS</b>	<b>31.03.2018 INR In Million</b>	<b>31.03.2017 INR In Million</b>
	<b>LONG TERM BORROWINGS</b>		
	Term loans - From Banks	NA	156.703
	Less: Current maturities of long-term debt shown under other current liabilities Period and Amount of Default: - Nil	NA	53.000
	<b>SHORT TERM BORROWINGS</b>		
	Loans repayable on demand - From banks	NA	386.372
	<b>Total</b>	<b>NA</b>	<b>490.075</b>
	<b>NOTE (AS ON 31.03.2017)</b>		
	<b>LONG TERM BORROWINGS - Nature of Security and terms of repayment</b>		
	i) Term Loans are secured against the hypothecation of specific Plant AND Machinery AND equitable registered mortgage on some of the company's immovable property and personal guarantees of Promoter Directors.		
	ii) Term Loan from DNS Bank – INR 6.000 Million (outstanding Nil (P.Y. 0.075 Million) was taken in Financial Year 2008-09 and carries interest @ 11.70% p.a. The loan is repayable in 84 monthly instalments of INR 0.110 Million, No Moratorium period.		
	iii) Term Loan from DNS Bank – INR 5.950 Million (outstanding Nil (P.Y. 0.162 Million) was taken in Financial Year 2012-13 and carries interest @ 11.70% p.a. The loan is repayable in 36 monthly instalments of INR 0.179 Million after Moratorium period of 6 months		
	iv) Term Loan from DNS Bank – INR 34.000 Million (outstanding Nil (P.Y. 29.609 Million) was taken in Financial Year 2013-14 and carries interest @ 11.70% p.a. The loan is repayable in 84 monthly instalments of INR 0.619 Million after Moratorium period of 9 months. This Loan transfer in RBL Bank in March-16.		
	v) Term Loan from DNS Bank – INR 50.000 Million (outstanding Nil (P.Y. 45.075		

	<p>Million) was taken in Financial Year 2014-15 and carries interest @ 11.70% p.a. The loan is repayable in 120 monthly instalments of INR 0.754 Million. This Loan transfer in RBL Bank in March-16.</p> <p>vi) Term Loan from DNS Bank – INR 4.250 Million (outstanding Nil (P.Y. 0.303 Million) was taken in Financial Year 2011-12 and carries interest @ 11.70% p.a. The loan is repayable in 36 monthly instalments of INR 5.69 Lakhs after Moratorium period of 6 months</p> <p>vii) Term Loan from DNS Bank – INR 12.750 Million (outstanding Nil (P.Y. 1.711 Million) was taken in Financial Year 2013-14 and carries interest @ 11.70% p.a. The loan is repayable in 36 monthly instalments of INR 0.434 Million</p> <p>viii) Term Loan from DNS Bank – INR 6.000 Million (outstanding INR 0.597 Million (P.Y. 1.862 Million) was taken in Financial Year 2010-11 and carries interest @ 11.00% p.a. The loan is repayable in 84 monthly instalments of INR 1.16 Lakhs</p> <p>ix) Term Loan from DNS Bank – INR 24.00 Lakhs (outstanding INR 0.227 Million (P.Y. 0.710 Million) was taken in Financial Year 2010-11 and carries interest @ 11.00% p.a. The loan is repayable in 84 monthly instalments of INR 0.044 Million after Moratorium period of 3 months</p> <p>x) Term Loan from DNS Bank – INR 10.000 Million (outstanding INR nil Million (P.Y. 3.603 Million) was taken in Financial Year 2013-14 and carries interest @ 11.00% p.a. The loan is repayable in 36 monthly instalments of INR 0.337 Million after Moratorium period of 3 months</p> <p>xi) Term Loan from DNS Bank – INR 14.800 Million (outstanding INR 2.728 Million (P.Y. 3.901 Million) was taken in Financial Year 2014- 15 and carries interest @ 11.00% p.a. The loan is repayable in 36 monthly instalments of INR 0.501 Million after Moratorium period of 6 months</p> <p>xii) Term Loan from DNS Bank – INR 32.000 Million (outstanding INR 113.77 Lakhs (P.Y. 7.075 Million) was taken in Financial Year 2015- 16 and carries interest @ 11.00% p.a. The loan is repayable in 48 monthly instalments of INR 0.990 Million including Moratorium period of 9 months</p> <p>xiii) Term Loan from DNS Bank – INR 9.000 Million (outstanding INR 9.081 Million (P.Y. Nil) was taken in Financial Year 2016-17 and carries interest @ 11.00% p.a. The loan is repayable in 60 monthly instalments of INR 0.196 Million including Moratorium period of 9 months.</p> <p>xiv) Term Loan from DNS Bank – INR 40.000 Million (outstanding INR 40.275 Million (P.Y. Nil) was taken in Financial Year 2016-17 and carries interest @ 11.00% p.a. The loan is repayable in 48 monthly instalments of INR 1.184 Million including Moratorium period of 6 months.</p> <p>xv) Term Loan from DNS Bank – INR 57.000 Million (outstanding INR 14.970</p>
--	---

	<p>Million (P.Y. Nil) was taken in Financial Year 2016-17 and carries interest @ 11.00% p.a. The loan is repayable in 60 monthly instalments of INR 1.240 Million after Moratorium period of 9 months</p> <p>xvi) Term Loan from RBL Bank – INR 29.314 Million (outstanding INR 234.51 Lakhs (P.Y. 29.323 Million) was taken in Financial Year 2015-16 and carries interest @ 10.85% p.a. The loan is repayable in 60 instalments. INR 0.488 Million paid against principal amount in every month.</p> <p>xvii) Term Loan from RBL Bank – INR 44.625 Million (outstanding INR 37.187 Million (P.Y. 44.639 Million) was taken in Financial Year 2015-16 and carries interest @ 10.85% p.a. The loan is repayable in 72 instalments. INR 0.619 Million paid against principal amount in every month.</p> <p>xviii) Term Loan from RBL Bank – INR 15.000 Million (outstanding INR 13.749 Million (P.Y. Nil) was taken in Financial Year 2016-17 and carries interest @ 10.75% p.a. The loan is repayable in 36 monthly instalments of INR 0.489 Million The term loans borrowed to fund capital projects</p> <p><b>SHORT TERM BORROWINGS</b></p> <p>(Working Capital is secured by Hypothecation of Stock, Some of the Receivables, registered equitable mortgage on company's some of the immovable properties and personal guarantee of some Promoter Directors)  Period and Amount of Default: - NIL</p> <p>i) The rate of interest of IDBI on CC -12.25%, on WCDL-11.90%, on PCFC-Labor +2.5%</p> <p>ii) The rate of interest of RBL on CC -10.25%, on WCDL-not availed so far, on PCFC- Labor +200bps</p> <p>iii) The rate of interest of AXIS Bank on CC -10.00%, on WCDL-9.90%, on PCFC- Labor +150bps</p>
--	--

<b>Auditors :</b>	
<b>Name :</b>	Kulkarni and Khanolkar Chartered Accountants
<b>Address :</b>	13-14, Bell Building, Sir Pherozeshah Mehta Road, Fort, Mumbai - 400001, Maharashtra, India
<b>Tel. No.:</b>	91-22-22874113/ 22874043
<b>Fax No.:</b>	91-22-22043011
<b>E-Mail :</b>	<a href="mailto:kulkarniandkhanolkar@gmail.com">kulkarniandkhanolkar@gmail.com</a>
<b>PAN No.:</b>	AAAFK2921N
<b>Memberships :</b>	Not Available
<b>Collaborators :</b>	Not Available
<b>Companies controlled by</b>	<ul style="list-style-type: none"> <li>Techno Holding (India) Private Limited</li> </ul>

**DISCLAIMER :** This Report is **PRIVATE & CONFIDENTIAL** and it is prepared at the request of and for its use by the Subscriber only. The Subscriber shall use the contents of the Report merely as an aid to its business. Mira Inform Private Limited ("MIPL") has collated information/data in the Report, which have not been verified unless otherwise specifically mentioned in the Report. The Subscriber shall independently verify the accuracy and correctness of the information/data before in any way acting upon the same. MIPL shall not be liable for any harm, injury, loss or damage caused to the Subscriber due to default by the Subscriber's debtors/beneficiaries in fulfilling their obligations of any nature whatsoever. This Report or any of its portion shall not be used as a documentary evidence or otherwise before any investigative agencies or forum of law. This Report is confidential and proprietary to MIPL. The Subscriber and/or any other person(s) may not reproduce, publish or disclose any of the contents of the Report to others without the express authorization of MIPL. This Report is prepared and issued to the Subscriber without any risk, responsibility or liability on the part of MIPL or its officials.

<b>Directors/Relatives of Directors (AS ON 31.03.2017):</b>	<ul style="list-style-type: none"> <li>• Techno Securities (India) Private Limited</li> <li>• Palkar Finance and Consultancy Services Private Limited</li> <li>• Palkar Commercials Private Limited</li> <li>• Marvel Indenting Private Limited</li> <li>• Unigroup Resources Private Limited</li> <li>• Pure Organics Industries</li> <li>• Sigma Solvents Private Limited</li> <li>• Universal Distributors</li> </ul>
<b>Associates (AS ON 31.03.2017):</b>	<ul style="list-style-type: none"> <li>• Indo Amines (Europe) Limited</li> </ul>
<b>Subsidiary (AS ON 31.03.2017):</b>	<ul style="list-style-type: none"> <li>• Indo Amines (Malaysia) SDN BHD</li> <li>• Indo Amines America LLC</li> <li>• Key Organics Private Limited</li> <li>• Classic Oil Limited</li> </ul>

**CAPITAL STRUCTURE**

**AS ON 31.03.2018**

**Authorised Capital** : Not Available

**Issued, Subscribed & Paid-up Capital** : INR 333.488 Million

**AS ON 31.03.2017**

**Authorised Capital** :

No. of Shares	Type	Value	Amount
33000000	Equity Shares	INR 10/- each	INR 330.000 Million

**Issued, Subscribed & Paid-up Capital** :

No. of Shares	Type	Value	Amount
32916780	Equity Shares	INR 10/- each	INR 329.168 Million

**RECONCILIATION OF NUMBER OF SHARES**

Equity Shares	Number of Shares
Shares outstanding at the beginning of the year	32916780
<b>Shares outstanding at the end of the year</b>	<b>32916780</b>

**DISCLAIMER** : This Report is **PRIVATE & CONFIDENTIAL** and it is prepared at the request of and for its use by the Subscriber only. The Subscriber shall use the contents of the Report merely as an aid to its business. Mira Inform Private Limited ("MIPL") has collated information/data in the Report, which have not been verified unless otherwise specifically mentioned in the Report. The Subscriber shall independently verify the accuracy and correctness of the information/data before in any way acting upon the same. MIPL shall not be liable for any harm, injury, loss or damage caused to the Subscriber due to default by the Subscriber's debtors/beneficiaries in fulfilling their obligations of any nature whatsoever. This Report or any of its portion shall not be used as a documentary evidence or otherwise before any investigative agencies or forum of law. This Report is confidential and proprietary to MIPL. The Subscriber and/or any other person(s) may not reproduce, publish or disclose any of the contents of the Report to others without the express authorization of MIPL. This Report is prepared and issued to the Subscriber without any risk, responsibility or liability on the part of MIPL or its officials.

**SHAREHOLDERS HOLDING MORE THAN 5 % SHARE CAPITAL**

<b>Name of Shareholder</b>	<b>Number of Shares</b>	<b>% holding</b>
Techno Securities Private Limited	4181960	12.70%
Palkar Finance and Consultancy Services Private Limited	4181960	12.66%
Techno Holding Private Limited	3901980	11.85%
Unigroup Resources Private Limited	3058960	9.29%
Vijay B Palkar	3222284	9.79%
Bharati V Palkar	2072624	6.30%
Palkar Commercials Private Limited	2035000	6.18%

**Terms/Rights/Restrictions**

The company has only one class of equity shares having par value of INR 10/- per share. Each holder of equity share is entitled to one vote per share.

The company declares and pays dividend in Indian rupees. The dividend proposed by Board of directors, if any is subject to the approval of shareholders in the ensuing Annual General Meeting.

In the event of liquidation of the Company, the holders of equity shares will be entitled to receive remaining assets of the company, after distribution of all preferential amounts. The distribution will be in proportion to the number of equity shares held by the shareholders.

**FINANCIAL DATA**  
*[all figures are INR Million]*

**ABRIDGED BALANCE SHEET (STANDALONE)**

SOURCES OF FUNDS	31.03.2018	31.03.2017	31.03.2016
<b>I. EQUITY AND LIABILITIES</b>			
(1) Shareholders' Funds			
(a) Share Capital	333.488	329.168	329.168
(b) Reserves & Surplus	334.993	258.152	157.265
(c) Money received against share warrants	0.000	0.000	0.000
(2) Share Application money pending allotment	0.000	0.000	0.000
<b>Total Shareholders' Funds (1) + (2)</b>	<b>668.481</b>	<b>587.320</b>	<b>486.433</b>
(3) Non-Current Liabilities			
(a) long-term borrowings	135.985	103.703	134.700
(b) Deferred tax liabilities (Net)	0.000	0.000	0.000
(c) Other long term liabilities	0.394	0.395	0.866
(d) long-term provisions	30.887	12.756	9.893
<b>Total Non-current Liabilities (3)</b>	<b>167.266</b>	<b>116.854</b>	<b>145.459</b>
(4) Current Liabilities			
(a) Short term borrowings	411.610	386.372	308.229
(b) Trade payables	383.532	375.826	288.895
(c) Other current liabilities	417.256	104.680	129.811
(d) Short-term provisions	7.943	363.056	258.055
<b>Total Current Liabilities (4)</b>	<b>1220.341</b>	<b>1229.934</b>	<b>984.990</b>
<b>TOTAL</b>	<b>2056.088</b>	<b>1934.108</b>	<b>1616.882</b>
<b>II. ASSETS</b>			
(1) Non-current assets			
(a) Fixed Assets			
(i) Tangible assets	518.052	442.388	464.608
(ii) Intangible Assets	0.019	9.380	0.071
(iii) Capital work-in-progress	23.917	0.000	0.000
(iv) Intangible assets under development	0.000	0.000	0.000
(v) Goodwill	58.571	0.000	0.000
(b) Non-current Investments	50.435	51.434	50.434
(c) Deferred tax assets (net)	36.947	29.753	18.613
(d) Long-term Loan and Advances	10.263	17.332	13.032
(e) Other Non-current assets	375.447	2.000	0.000
<b>Total Non-Current Assets</b>	<b>1073.651</b>	<b>552.287</b>	<b>546.758</b>

**DISCLAIMER** : This Report is **PRIVATE & CONFIDENTIAL** and it is prepared at the request of and for its use by the Subscriber only. The Subscriber shall use the contents of the Report merely as an aid to its business. Mira Inform Private Limited ("MIPL") has collated information/data in the Report, which have not been verified unless otherwise specifically mentioned in the Report. The Subscriber shall independently verify the accuracy and correctness of the information/data before in any way acting upon the same. MIPL shall not be liable for any harm, injury, loss or damage caused to the Subscriber due to default by the Subscriber's debtors/beneficiaries in fulfilling their obligations of any nature whatsoever. This Report or any of its portion shall not be used as a documentary evidence or otherwise before any investigative agencies or forum of law. This Report is confidential and proprietary to MIPL. The Subscriber and/or any other person(s) may not reproduce, publish or disclose any of the contents of the Report to others without the express authorization of MIPL. This Report is prepared and issued to the Subscriber without any risk, responsibility or liability on the part of MIPL or its officials.

(2) Current assets			
(a) Current investments	0.000	0.000	0.000
(b) Inventories	314.675	300.913	256.167
(c) Trade receivables	601.164	625.033	445.222
(d) Cash and cash equivalents	33.996	30.969	54.731
(e) Short-term loans and advances	2.637	369.089	287.545
(f) Other current assets	29.965	55.817	26.459
<b>Total Current Assets</b>	<b>982.437</b>	<b>1381.821</b>	<b>1070.124</b>
<b>TOTAL</b>	<b>2056.088</b>	<b>1934.108</b>	<b>1616.882</b>

**PROFIT & LOSS ACCOUNT (STANDALONE)**

	<b>PARTICULARS</b>	<b>31.03.2018</b>	<b>31.03.2017</b>	<b>31.03.2016</b>
	<b>SALES</b>			
	Income	3506.458	2788.796	2427.311
	Other Income	15.307	37.383	13.261
	<b>TOTAL</b>	<b>3521.765</b>	<b>2826.179</b>	<b>2440.572</b>
<b>Less</b>	<b>EXPENSES</b>			
	Cost of Materials Consumed	2305.029	1837.468	1571.308
	Purchases of Stock-in-Trade	55.993	52.414	17.400
	Changes in inventories of finished goods, work-in-progress and Stock-in-Trade	(25.410)	(24.647)	(22.934)
	Excise Duty	35.532	0.000	0.000
	Employees benefits expense	166.735	130.914	111.245
	Other expenses	581.433	463.852	467.492
	<b>TOTAL</b>	<b>3119.312</b>	<b>2460.001</b>	<b>2144.511</b>
	<b>PROFIT/ (LOSS) BEFORE INTEREST, TAX, DEPRECIATION AND AMORTISATION</b>	<b>402.453</b>	<b>366.178</b>	<b>296.061</b>
<b>Less</b>	<b>FINANCIAL EXPENSES</b>	<b>48.282</b>	<b>37.416</b>	<b>38.493</b>
	<b>PROFIT / (LOSS) BEFORE TAX, DEPRECIATION AND AMORTISATION</b>	<b>354.171</b>	<b>328.762</b>	<b>257.568</b>
<b>Less/ Add</b>	<b>DEPRECIATION/ AMORTISATION</b>	<b>120.033</b>	<b>115.896</b>	<b>118.417</b>
	<b>PROFIT/ (LOSS) BEFORE TAX</b>	<b>234.138</b>	<b>212.866</b>	<b>139.151</b>
<b>Less</b>	<b>TAX</b>	<b>87.131</b>	<b>72.360</b>	<b>53.263</b>
	<b>PROFIT/ (LOSS) AFTER TAX</b>	<b>147.007</b>	<b>140.506</b>	<b>85.888</b>

**DISCLAIMER** : This Report is **PRIVATE & CONFIDENTIAL** and it is prepared at the request of and for its use by the Subscriber only. The Subscriber shall use the contents of the Report merely as an aid to its business. Mira Inform Private Limited ("MIPL") has collated information/data in the Report, which have not been verified unless otherwise specifically mentioned in the Report. The Subscriber shall independently verify the accuracy and correctness of the information/data before in any way acting upon the same. MIPL shall not be liable for any harm, injury, loss or damage caused to the Subscriber due to default by the Subscriber's debtors/beneficiaries in fulfilling their obligations of any nature whatsoever. This Report or any of its portion shall not be used as a documentary evidence or otherwise before any investigative agencies or forum of law. This Report is confidential and proprietary to MIPL. The Subscriber and/or any other person(s) may not reproduce, publish or disclose any of the contents of the Report to others without the express authorization of MIPL. This Report is prepared and issued to the Subscriber without any risk, responsibility or liability on the part of MIPL or its officials.

<b>Add</b>	<b>PREVIOUS YEARS' BALANCE BROUGHT FORWARD</b>	<b>NA</b>	<b>133.063</b>	<b>86.793</b>
<b>Less</b>	<b>APPROPRIATIONS</b>			
	Proposed Dividend	NA	32.917	16.458
	Interim Dividend	NA	0.000	16.459
	Dividend Distribution Tax	NA	6.702	6.701
	Adjustment for Opening WDV	NA	0.000	0.000
	<b>Balance Carried to the B/S</b>	<b>NA</b>	<b>233.950</b>	<b>133.063</b>
	<b>EARNINGS IN FOREIGN CURRENCY</b>			
	F.O.B. Value of Exports	NA	1404.482	1422.635
	<b>TOTAL EARNINGS</b>	<b>NA</b>	<b>1404.482</b>	<b>1422.635</b>
	<b>IMPORTS</b>			
	Raw Materials	NA	724.739	544.301
	<b>TOTAL IMPORTS</b>	<b>NA</b>	<b>724.739</b>	<b>544.301</b>
	<b>Earnings / (Loss) Per Share (INR)</b>	<b>4.29</b>	<b>4.27</b>	<b>2.61</b>

Expected Sales (2018-2019): INR 3200.000 Million (Due to business growth)

The above information has been parted by Ms. Pratima

**CURRENT MATURITIES OF LONG TERM DEBT DETAILS**

Particulars	31.03.2018	31.03.2017	31.03.2016
Current Maturities of Long term debt	NA	53.000	37.487
Cash generated from operations	NA	NA	NA
Net cash flow from operations	NA	130.898	244.587
Net cash flow from operations	NA	67.965	191.567

**KEY RATIOS**

**EFFICIENCY RATIOS**

PARTICULARS	31.03.2018	31.03.2017	31.03.2016
Average Collection Days (Sundry Debtors / Income * 365 Days)	62.58	81.80	66.95

**DISCLAIMER** : This Report is **PRIVATE & CONFIDENTIAL** and it is prepared at the request of and for its use by the Subscriber only. The Subscriber shall use the contents of the Report merely as an aid to its business. Mira Inform Private Limited ("MIPL") has collated information/data in the Report, which have not been verified unless otherwise specifically mentioned in the Report. The Subscriber shall independently verify the accuracy and correctness of the information/data before in any way acting upon the same. MIPL shall not be liable for any harm, injury, loss or damage caused to the Subscriber due to default by the Subscriber's debtors/beneficiaries in fulfilling their obligations of any nature whatsoever. This Report or any of its portion shall not be used as a documentary evidence or otherwise before any investigative agencies or forum of law. This Report is confidential and proprietary to MIPL. The Subscriber and/or any other person(s) may not reproduce, publish or disclose any of the contents of the Report to others without the express authorization of MIPL. This Report is prepared and issued to the Subscriber without any risk, responsibility or liability on the part of MIPL or its officials.

Account Receivables Turnover (Income / Sundry Debtors)	5.83	4.46	5.45
Average Payment Days (Sundry Creditors / Purchases * 365 Days)	59.29	72.58	66.37
Inventory Turnover (Operating Income / Inventories)	1.28	1.22	1.16
Asset Turnover (Operating Income / Net Fixed Assets)	0.74	0.81	0.64

**LEVERAGE RATIOS**

PARTICULARS	31.03.2018	31.03.2017	31.03.2016
Debt Ratio ((Borrowing + Current Liabilities) / Total Assets)	0.66	0.72	0.72
Debt Equity Ratio (Total Liability / Networth)	0.82	0.92	0.99
Current Liabilities to Networth (Current Liabilities / Net Worth)	1.83	2.09	2.02
Fixed Assets to Networth (Net Fixed Assets / Networth)	0.81	0.77	0.96
Interest Coverage Ratio (PBIT / Financial Charges)	8.34	9.79	7.69

**PROFITABILITY RATIOS**

PARTICULARS		31.03.2018	31.03.2017	31.03.2016
Net Profit Margin ((PAT / Sales) * 100)	%	4.19	5.04	3.54
Return on Total Assets ((PAT / Total Assets) * 100)	%	7.15	7.26	5.31
Return on Investment (ROI) ((PAT / Networth) * 100)	%	21.99	23.92	17.66

**SOLVENCY RATIOS**

PARTICULARS	31.03.2018	31.03.2017	31.03.2016
Current Ratio (Current Assets / Current Liabilities)	0.81	1.12	1.09

**DISCLAIMER** : This Report is **PRIVATE & CONFIDENTIAL** and it is prepared at the request of and for its use by the Subscriber only. The Subscriber shall use the contents of the Report merely as an aid to its business. Mira Inform Private Limited ("MIPL") has collated information/data in the Report, which have not been verified unless otherwise specifically mentioned in the Report. The Subscriber shall independently verify the accuracy and correctness of the information/data before in any way acting upon the same. MIPL shall not be liable for any harm, injury, loss or damage caused to the Subscriber due to default by the Subscriber's debtors/beneficiaries in fulfilling their obligations of any nature whatsoever. This Report or any of its portion shall not be used as a documentary evidence or otherwise before any investigative agencies or forum of law. This Report is confidential and proprietary to MIPL. The Subscriber and/or any other person(s) may not reproduce, publish or disclose any of the contents of the Report to others without the express authorization of MIPL. This Report is prepared and issued to the Subscriber without any risk, responsibility or liability on the part of MIPL or its officials.

Quick Ratio (Current Assets – Inventories) / Current Liabilities)	0.55	0.88	0.83
G-Score Ratio Financial (Networth / Total Assets)	0.33	0.30	0.30
G-Score Ratio Debt (Debts / Equity Capital)	1.64	1.65	1.46
G-Score Ratio Liquidity (Total Current Assets / Total Current Liabilities)	0.81	1.12	1.09

Total Liability = Short-term Debt + Long-term Debt + Current Maturities of Long-term debts

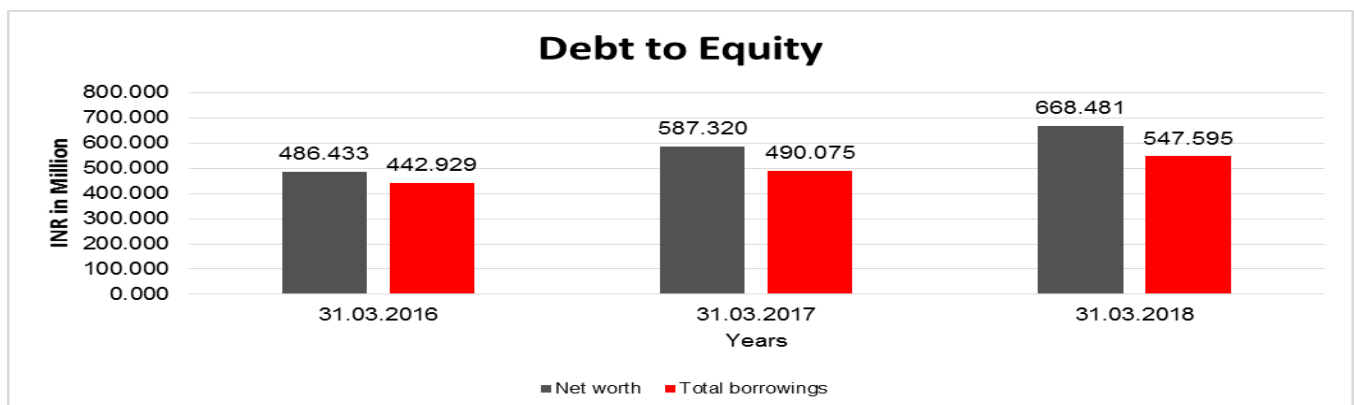
### STOCK PRICES

Face Value	INR 10/-
Market Value	INR 121/-

### FINANCIAL ANALYSIS [all figures are INR Million]

### DEBT EQUITY RATIO

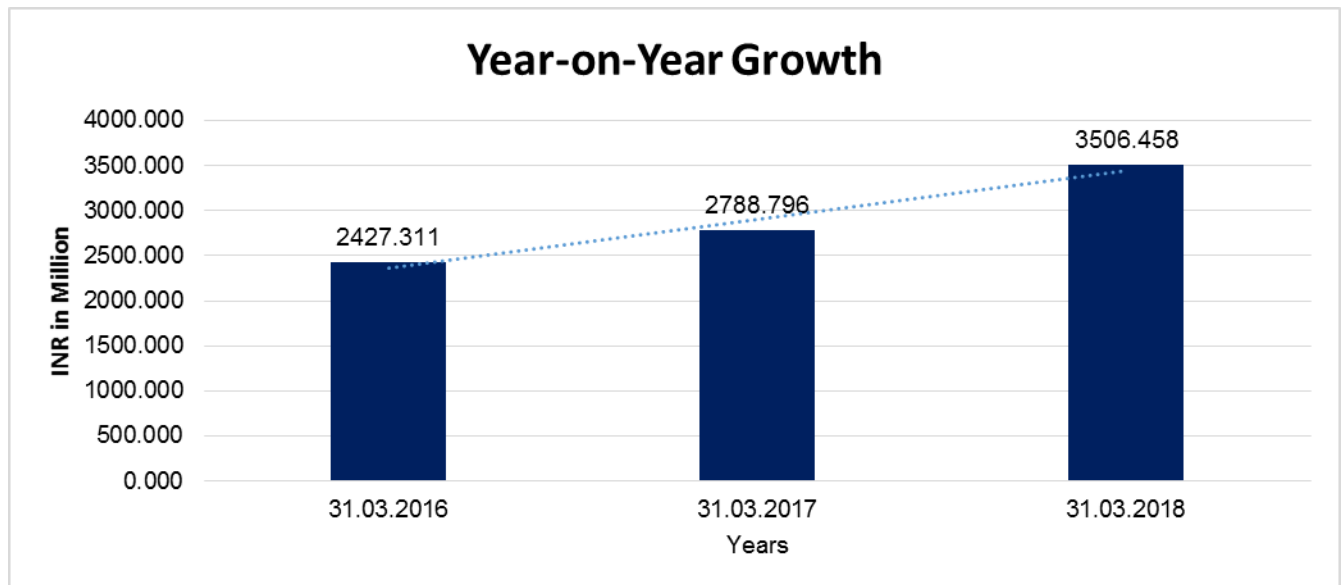
Particular	31.03.2016	31.03.2017	31.03.2018
	INR In Million	INR In Million	INR In Million
Share Capital	329.168	329.168	333.488
Reserves & Surplus	157.265	258.152	334.993
Share Application money pending allotment	0.000	0.000	0.000
<b>Net worth</b>	<b>486.433</b>	<b>587.320</b>	<b>668.481</b>
long-term borrowings	134.700	103.703	135.985
Short term borrowings	308.229	386.372	411.610
<b>Total borrowings</b>	<b>442.929</b>	<b>490.075</b>	<b>547.595</b>
<b>Debt/Equity ratio</b>	<b>0.911</b>	<b>0.834</b>	<b>0.819</b>



**DISCLAIMER** : This Report is **PRIVATE & CONFIDENTIAL** and it is prepared at the request of and for its use by the Subscriber only. The Subscriber shall use the contents of the Report merely as an aid to its business. Mira Inform Private Limited ("MIPL") has collated information/data in the Report, which have not been verified unless otherwise specifically mentioned in the Report. The Subscriber shall independently verify the accuracy and correctness of the information/data before in any way acting upon the same. MIPL shall not be liable for any harm, injury, loss or damage caused to the Subscriber due to default by the Subscriber's debtors/beneficiaries in fulfilling their obligations of any nature whatsoever. This Report or any of its portion shall not be used as a documentary evidence or otherwise before any investigative agencies or forum of law. This Report is confidential and proprietary to MIPL. The Subscriber and/or any other person(s) may not reproduce, publish or disclose any of the contents of the Report to others without the express authorization of MIPL. This Report is prepared and issued to the Subscriber without any risk, responsibility or liability on the part of MIPL or its officials.

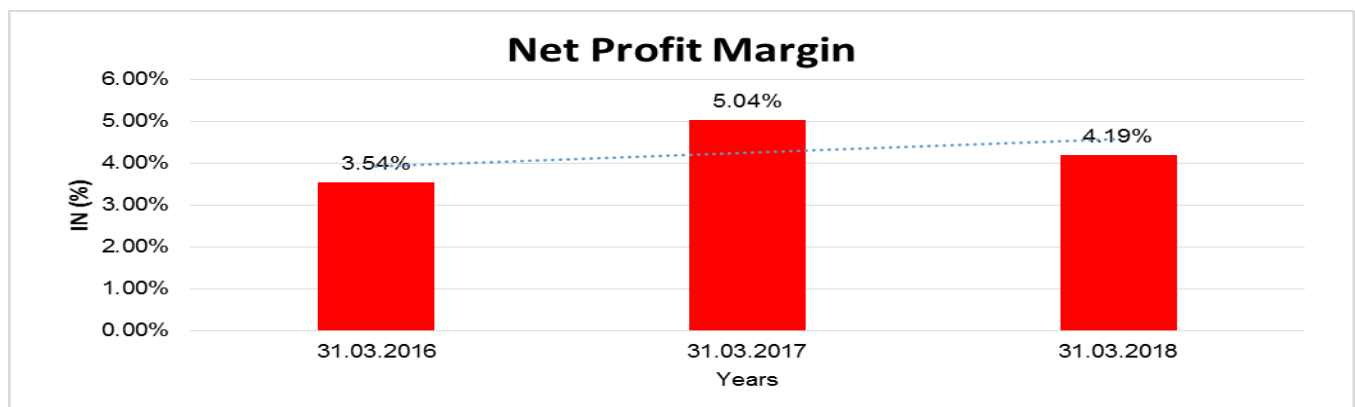
**YEAR-ON-YEAR GROWTH**

Year on Year Growth	31.03.2016	31.03.2017	31.03.2018
	INR In Million	INR In Million	INR In Million
Sales	2427.311	2788.796	3506.458
		<b>14.892</b>	<b>25.734</b>



**NET PROFIT MARGIN**

Net Profit Margin	31.03.2016	31.03.2017	31.03.2018
	INR In Million	INR In Million	INR In Million
Sales	2427.311	2788.796	3506.458
Profit/(Loss)	85.888	140.506	147.007
	<b>3.54%</b>	<b>5.04%</b>	<b>4.19%</b>



**DISCLAIMER** : This Report is **PRIVATE & CONFIDENTIAL** and it is prepared at the request of and for its use by the Subscriber only. The Subscriber shall use the contents of the Report merely as an aid to its business. Mira Inform Private Limited ("MIPL") has collated information/data in the Report, which have not been verified unless otherwise specifically mentioned in the Report. The Subscriber shall independently verify the accuracy and correctness of the information/data before in any way acting upon the same. MIPL shall not be liable for any harm, injury, loss or damage caused to the Subscriber due to default by the Subscriber's debtors/beneficiaries in fulfilling their obligations of any nature whatsoever. This Report or any of its portion shall not be used as a documentary evidence or otherwise before any investigative agencies or forum of law. This Report is confidential and proprietary to MIPL. The Subscriber and/or any other person(s) may not reproduce, publish or disclose any of the contents of the Report to others without the express authorization of MIPL. This Report is prepared and issued to the Subscriber without any risk, responsibility or liability on the part of MIPL or its officials.

**ABRIDGED BALANCE SHEET (CONSOLIDATED)**

SOURCES OF FUNDS	31.03.2018	31.03.2017
<b>I. EQUITY AND LIABILITIES</b>		
(1) Shareholders' Funds		
(a) Share Capital	333.488	329.168
(b) Reserves & Surplus	475.066	277.110
(c) Money received against share warrants	0.000	0.000
(2) Share Application money pending allotment	0.000	0.000
<b>Total Shareholders' Funds (1) + (2)</b>	<b>808.554</b>	<b>606.278</b>
(3) Non-Current Liabilities		
(a) long-term borrowings	190.244	105.695
(b) Deferred tax liabilities (Net)	0.000	0.000
(c) Other long term liabilities	0.470	0.395
(d) long-term provisions	32.902	13.611
<b>Total Non-current Liabilities (3)</b>	<b>223.616</b>	<b>119.701</b>
(4) Current Liabilities		
(a) Short term borrowings	628.947	402.239
(b) Trade payables	610.266	388.285
(c) Other current liabilities	569.420	106.608
(d) Short-term provisions	6.666	376.743
<b>Total Current Liabilities (4)</b>	<b>1815.299</b>	<b>1273.875</b>
<b>TOTAL</b>	<b>2847.469</b>	<b>1999.854</b>
<b>II. ASSETS</b>		
(1) Non-current assets		
(a) Fixed Assets		
(i) Tangible assets	581.663	460.825
(ii) Intangible Assets	15.685	44.774
(iii) Capital work-in-progress	53.042	24.014
(iv) Intangible assets under development	0.000	0.000
(v) Goodwill	99.910	0.000
(b) Non-current Investments	0.912	0.936
(c) Deferred tax assets (net)	24.931	30.317
(d) Long-term Loan and Advances	36.893	17.713
(e) Other Non-current assets	667.388	2.000
<b>Total Non-Current Assets</b>	<b>1480.424</b>	<b>580.579</b>
(2) Current assets		
(a) Current investments	0.000	0.000

**DISCLAIMER** : This Report is **PRIVATE & CONFIDENTIAL** and it is prepared at the request of and for its use by the Subscriber only. The Subscriber shall use the contents of the Report merely as an aid to its business. Mira Inform Private Limited ("MIPL") has collated information/data in the Report, which have not been verified unless otherwise specifically mentioned in the Report. The Subscriber shall independently verify the accuracy and correctness of the information/data before in any way acting upon the same. MIPL shall not be liable for any harm, injury, loss or damage caused to the Subscriber due to default by the Subscriber's debtors/beneficiaries in fulfilling their obligations of any nature whatsoever. This Report or any of its portion shall not be used as a documentary evidence or otherwise before any investigative agencies or forum of law. This Report is confidential and proprietary to MIPL. The Subscriber and/or any other person(s) may not reproduce, publish or disclose any of the contents of the Report to others without the express authorization of MIPL. This Report is prepared and issued to the Subscriber without any risk, responsibility or liability on the part of MIPL or its officials.

(b) Inventories		522.593	316.334
(c) Trade receivables		718.141	633.714
(d) Cash and cash equivalents		77.215	46.934
(e) Short-term loans and advances		2.249	398.487
(f) Other current assets		46.847	23.806
<b>Total Current Assets</b>		<b>1367.045</b>	<b>1419.275</b>
<b>TOTAL</b>		<b>2847.469</b>	<b>1999.854</b>

**PROFIT & LOSS ACCOUNT (CONSOLIDATED)**

	PARTICULARS	31.03.2018	31.03.2017
	<b>SALES</b>		
	Income	3588.579	2860.584
	Other Income	13.773	34.771
	<b>TOTAL</b>	<b>3602.352</b>	<b>2895.355</b>
<b>Less</b>	<b>EXPENSES</b>		
	Cost of Materials Consumed	2341.345	1875.943
	Purchases of Stock-in-Trade	55.993	52.414
	Changes in inventories of finished goods, work-in-progress and Stock-in-Trade	(22.076)	(25.192)
	Excise Duty	35.532	0.000
	Employees benefits expense	172.980	136.352
	Other expenses	595.808	474.477
	<b>TOTAL</b>	<b>3179.582</b>	<b>2513.994</b>
	<b>PROFIT/ (LOSS) BEFORE INTEREST, TAX, DEPRECIATION AND AMORTISATION</b>	<b>422.770</b>	<b>381.361</b>
<b>Less</b>	<b>FINANCIAL EXPENSES</b>	<b>49.997</b>	<b>40.303</b>
	<b>PROFIT / (LOSS) BEFORE TAX, DEPRECIATION AND AMORTISATION</b>	<b>372.773</b>	<b>341.058</b>
<b>Less/ Add</b>	<b>DEPRECIATION/ AMORTISATION</b>	<b>122.731</b>	<b>118.857</b>
	<b>PROFIT/ (LOSS) BEFORE TAX</b>	<b>250.042</b>	<b>222.201</b>
<b>Less</b>	<b>TAX</b>	<b>90.176</b>	<b>75.664</b>
	<b>PROFIT/ (LOSS) AFTER TAX</b>	<b>159.866</b>	<b>146.537</b>
	<b>Earnings / (Loss) Per Share (INR)</b>	<b>4.67</b>	<b>4.45</b>

**DISCLAIMER** : This Report is **PRIVATE & CONFIDENTIAL** and it is prepared at the request of and for its use by the Subscriber only. The Subscriber shall use the contents of the Report merely as an aid to its business. Mira Inform Private Limited ("MIPL") has collated information/data in the Report, which have not been verified unless otherwise specifically mentioned in the Report. The Subscriber shall independently verify the accuracy and correctness of the information/data before in any way acting upon the same. MIPL shall not be liable for any harm, injury, loss or damage caused to the Subscriber due to default by the Subscriber's debtors/beneficiaries in fulfilling their obligations of any nature whatsoever. This Report or any of its portion shall not be used as a documentary evidence or otherwise before any investigative agencies or forum of law. This Report is confidential and proprietary to MIPL. The Subscriber and/or any other person(s) may not reproduce, publish or disclose any of the contents of the Report to others without the express authorization of MIPL. This Report is prepared and issued to the Subscriber without any risk, responsibility or liability on the part of MIPL or its officials.

**LEGAL CASES**

**HIGH COURT**

THE COMMISSIONER OF CENTRAL EXCISE THANEI VS Ms. INDO AMINES LTD.
high court-Mumbai
Case no:67. WPL/2048/2012
Case status:Pending
Judge:ADDL.REGISTRAR(OS)/ADDL. PROTHO. & SR. MASTER
Date:2012-12-12T00:00:00Z

**HIGH COURT**

METCO ENTERPRISES PVT. LTD. VS MS. INDO AMINES LIMITED
high court-Mumbai
Case no:74. CPL/134/2011
Case status:Pending
Judge:REGISTRAR(OS)/PROTHONOTARY & SR. MASTER
Date:2011-06-05T00:00:00Z

**LOCAL AGENCY FURTHER INFORMATION**

Sr. No.	Check list by info agents	Available in Report (Yes/No)
1	Year of establishment	Yes
2	Constitution of the entity -Incorporation details	Yes
3	Locality of the entity	Yes
4	Premises details	No
5	Buyer visit details	--
6	Contact numbers	Yes
7	Name of the person contacted	Yes
8	Designation of contact person	Yes
9	Promoter's background	Yes
10	Date of Birth of Proprietor / Partners / Directors	Yes
11	Pan Card No. of Proprietor / Partners	No
12	Voter Id Card No. of Proprietor / Partners	No
13	Type of business	Yes
14	Line of Business	Yes
15	Export/import details (if applicable)	No
16	No. of employees	Yes
17	Details of sister concerns	Yes
18	Major suppliers	No
19	Major customers	No
20	Banking Details	Yes

**DISCLAIMER** : This Report is **PRIVATE & CONFIDENTIAL** and it is prepared at the request of and for its use by the Subscriber only. The Subscriber shall use the contents of the Report merely as an aid to its business. Mira Inform Private Limited ("MIPL") has collated information/data in the Report, which have not been verified unless otherwise specifically mentioned in the Report. The Subscriber shall independently verify the accuracy and correctness of the information/data before in any way acting upon the same. MIPL shall not be liable for any harm, injury, loss or damage caused to the Subscriber due to default by the Subscriber's debtors/beneficiaries in fulfilling their obligations of any nature whatsoever. This Report or any of its portion shall not be used as a documentary evidence or otherwise before any investigative agencies or forum of law. This Report is confidential and proprietary to MIPL. The Subscriber and/or any other person(s) may not reproduce, publish or disclose any of the contents of the Report to others without the express authorization of MIPL. This Report is prepared and issued to the Subscriber without any risk, responsibility or liability on the part of MIPL or its officials.

21	Banking facility details	Yes
22	Conduct of the banking account	--
23	Financials, if provided	Yes
24	Capital in the business	Yes
25	Last accounts filed at ROC, if applicable	Yes
26	Turnover of firm for last three years	Yes
27	Reasons for variation <> 20%	Yes
28	Estimation for coming financial year	Yes
29	Profitability for last three years	Yes
30	Major shareholders, if available	Yes
31	External Agency Rating, if available	Yes
32	Litigations that the firm/promoter involved in	Yes
33	Market information	--
34	Payments terms	No
35	Negative Reporting by Auditors in the Annual Report	No

**INDEX OF CHARGE:**

SN O	SRN	CHARGE ID	CHARGE HOLDER NAME	DATE OF CREATION	DATE OF MODIFICATION	AMOUNT	ADDRESS
1	G92210798	100187369	DOMBIVLI NAGARI SAHAKARI BANK	08/06/2018	-	18800000.0	MADHUKUNJ, GROUND FLOOR, KALYAN SHIL ROADSONAR PADA, M.I.D.C. PHASE - II, DOMBIVLI EASTTHANEMH421204IN
2	G86815438	100175138	DOMBIVLI NAGARI SAHAKARI BANK	20/04/2018	-	54000000.0	MADHUKUNJ, GROUND FLOOR, KALYAN SHIL ROADSONAR PADA, M.I.D.C. PHASE - II, DOMBIVLI EASTTHANEMH421204IN
3	G83706754	100178049	SVC CO-OPERATIVE BANK LIMITED	15/03/2018	-	27750000.0	LAXMI BAUG ESTATE, PHADKE RD, DOMBIVLI EAST, DOMBIVLIMH421201IN
4	G64446370	100120333	DOMBIVLI NAGARI SAHAKARI BANK LTD	01/08/2017	27/10/2017	25000000.0	MIDC BRANCH, MADHUKUNJ, PLOT NO. P-52, PHASE I KALYAN SHEEL ROAD, DOMBIVLI EASTMUMBAIMH421204IN
5	G54302948	100128238	HDFC BANK LIMITED	12/07/2017	-	1895300.0	HDFC BANK HOUSE, SENAPATI BAPAT MARG, LOWER PAREL

**DISCLAIMER :** This Report is **PRIVATE & CONFIDENTIAL** and it is prepared at the request of and for its use by the Subscriber only. The Subscriber shall use the contents of the Report merely as an aid to its business. Mira Inform Private Limited ("MIPL") has collated information/data in the Report, which have not been verified unless otherwise specifically mentioned in the Report. The Subscriber shall independently verify the accuracy and correctness of the information/data before in any way acting upon the same. MIPL shall not be liable for any harm, injury, loss or damage caused to the Subscriber due to default by the Subscriber's debtors/beneficiaries in fulfilling their obligations of any nature whatsoever. This Report or any of its portion shall not be used as a documentary evidence or otherwise before any investigative agencies or forum of law. This Report is confidential and proprietary to MIPL. The Subscriber and/or any other person(s) may not reproduce, publish or disclose any of the contents of the Report to others without the express authorization of MIPL. This Report is prepared and issued to the Subscriber without any risk, responsibility or liability on the part of MIPL or its officials.

							WESTMUMBAIMH400013IN
6	G87007 480	100057 746	AXIS BANK LIMITED	04/10/2 016	13/03/2018	240000000.0	TRISHUL 3RD FLOOR OPP. SAMARTHESWAR TEMPLE, NEAR LAW GARDEN, ELLIS BRIDGE AHEMDABADAHEMDABADG J380006IN
7	G13829 957	100052 220	DOMBIV LI NAGARI SAHAKA RI BANK LIMITED	03/09/2 016	14/09/2016	40000000.0	"MADHUKUNJ" P-52, M.I.D.C, KALYAN SONARPADA, MIDC DOMBIVILI EAST, KALYAN - SHILPHATA RDMUMBAIMH421204IN
8	G32464 232	100047 522	DOMBIV LI NAGARI SAHAKA RI BANK	18/08/2 016	10/12/2016	66000000.0	M.I.D.C BRANCH, MADHUKUNJ, PLOT NO-52, PHASE I ISONARPADA, KALYANSHIL ROAD, DOMBIVLI EASTMUMBAIMH421204IN
9	G83145 276	100037 816	RBL BANK LIMITED	23/03/2 016	31/03/2018	104500000.0	SHAHUPURI, KOLHAPUR, KO LHAPURMA416001IN
10	G05830 369	106149 06	DOMBIV LI NAGARI SAHAKA RI BANK LIMITED	26/12/2 015	20/05/2016	32000000.0	MIDC BRANCH, MADHUKUNJ, PLOT P- 52, MIDC PHASE I ISONARPADA, KALYAN SHIL ROAD, DOMBIVLI EASTDOMBIVLIMH421204IN

**FIXED ASSETS:**

**Tangible Assets**

- Leasehold Land
- Freehold Land
- Factory Building
- Office Building
- Plant and Machinery
- Electrical Equipments
- Motor Vehicle
- Office Equipments
- Furniture & Fixture
- Cylinders
- Computer

**Intangible Assets**

- Computer Software
- Goodwill

**DISCLAIMER :** This Report is **PRIVATE & CONFIDENTIAL** and it is prepared at the request of and for its use by the Subscriber only. The Subscriber shall use the contents of the Report merely as an aid to its business. Mira Inform Private Limited ("MIPL") has collated information/data in the Report, which have not been verified unless otherwise specifically mentioned in the Report. The Subscriber shall independently verify the accuracy and correctness of the information/data before in any way acting upon the same. MIPL shall not be liable for any harm, injury, loss or damage caused to the Subscriber due to default by the Subscriber's debtors/beneficiaries in fulfilling their obligations of any nature whatsoever. This Report or any of its portion shall not be used as a documentary evidence or otherwise before any investigative agencies or forum of law. This Report is confidential and proprietary to MIPL. The Subscriber and/or any other person(s) may not reproduce, publish or disclose any of the contents of the Report to others without the express authorization of MIPL. This Report is prepared and issued to the Subscriber without any risk, responsibility or liability on the part of MIPL or its officials.

**CMT REPORT (Corruption, Money Laundering & Terrorism]**

The Public Notice information has been collected from various sources including but not limited to: **The Courts, India Prisons Service, Interpol, etc.**

**1] INFORMATION ON DESIGNATED PARTY**

No records exist designating subject or any of its beneficial owners, controlling shareholders or senior officers as terrorist or terrorist organization or whom notice had been received that all financial transactions involving their assets have been blocked or convicted, found guilty or against whom a judgement or order had been entered in a proceedings for violating money-laundering, anti-corruption or bribery or international economic or anti-terrorism sanction laws or whose assets were seized, blocked, frozen or ordered forfeited for violation of money laundering or international anti-terrorism laws.

**2] Court Declaration :**

No records exist to suggest that subject is or was the subject of any formal or informal allegations, prosecutions or other official proceeding for making any prohibited payments or other improper payments to government officials for engaging in prohibited transactions or with designated parties.

**3] Asset Declaration :**

No records exist to suggest that the property or assets of the subject are derived from criminal conduct or a prohibited transaction.

**4] Record on Financial Crime :**

Charges or conviction registered against subject: **None**

**5] Records on Violation of Anti-Corruption Laws :**

Charges or investigation registered against subject: **None**

**6] Records on Int'l Anti-Money Laundering Laws/Standards :**

Charges or investigation registered against subject: **None**

**7] Criminal Records**

No available information exist that suggest that subject or any of its principals have been formally charged or convicted by a competent governmental authority for any financial crime or under any formal investigation by a competent government authority for any violation of anti-corruption laws or international anti-money laundering laws or standard.

**8] Affiliation with Government :**

No record exists to suggest that any director or indirect owners, controlling shareholders, director, officer or employee of the company is a government official or a family member or close business associate of a Government official.

**9] Compensation Package :**

Our market survey revealed that the amount of compensation sought by the subject is fair and reasonable and comparable to compensation paid to others for similar services.

**10] Press Report :**

No press reports / filings exists on the subject.

**CORPORATE GOVERNANCE**

MIRA INFORM as part of its Due Diligence do provide comments on Corporate Governance to identify management and governance. These factors often have been predictive and in some cases have created vulnerabilities to credit deterioration.

Our Governance Assessment focuses principally on the interactions between a company's management, its Board of Directors, Shareholders and other financial stakeholders.

**CONTRAVENTION**

Subject is not known to have contravened any existing local laws, regulations or policies that prohibit, restrict or otherwise affect the terms and conditions that could be included in the agreement with the subject.

**FOREIGN EXCHANGE RATES**

Currency	Unit	INR
US Dollar	1	INR 68.70
UK Pound	1	INR 89.99
Euro	1	INR 79.98

**INFORMATION DETAILS**

Information Gathered by :	SRU
Analysis Done by :	DIV
Report Prepared by :	KVT

**SCORE FACTORS**

DEMERIT POINTS		
--BANK CHARGES	YES/NO	YES
--LITIGATION	YES/NO	YES
--OTHER ADVERSE INFORMATION	YES/NO	NO
MERIT POINTS		
--SOLE DISTRIBUTORSHIP	YES/NO	NO
--EXPORT ACTIVITIES	YES/NO	NO
--AFFILIATION	YES/NO	YES
--LISTED	YES/NO	YES
--OTHER MERIT FACTORS	YES/NO	YES

**RATING EXPLANATIONS**

Credit Rating	Explanation	Rating Comments
A++	Minimum Risk	Business dealings permissible with minimum risk of default
A+	Low Risk	Business dealings permissible with low risk of default
A	Acceptable Risk	Business dealings permissible with moderate risk of default
B	Medium Risk	Business dealings permissible on a regular monitoring basis
C	Medium High Risk	Business dealings permissible preferably on secured basis
D	High Risk	Business dealing not recommended or on secured terms only
NB	New Business	No recommendation can be done due to business in infancy stage
NT	No Trace	No recommendation can be done as the business is not traceable

NB is stated where there is insufficient information to facilitate rating. However, it is not to be considered as unfavourable.

This score serves as a reference to assess SC's credit risk and to set the amount of credit to be extended. It is calculated from a composite of weighted scores obtained from each of the major sections of this report. The assessed factors are as follows:

- Financial condition covering various ratios
- Company background and operations size
- Promoters / Management background
- Payment record
- Litigation against the subject
- Industry scenario / competitor analysis
- Supplier / Customer / Banker review (wherever available)

**DISCLAIMER** : This Report is **PRIVATE & CONFIDENTIAL** and it is prepared at the request of and for its use by the Subscriber only. The Subscriber shall use the contents of the Report merely as an aid to its business. Mira Inform Private Limited ("MIPL") has collated information/data in the Report, which have not been verified unless otherwise specifically mentioned in the Report. The Subscriber shall independently verify the accuracy and correctness of the information/data before in any way acting upon the same. MIPL shall not be liable for any harm, injury, loss or damage caused to the Subscriber due to default by the Subscriber's debtors/beneficiaries in fulfilling their obligations of any nature whatsoever. This Report or any of its portion shall not be used as a documentary evidence or otherwise before any investigative agencies or forum of law. This Report is confidential and proprietary to MIPL. The Subscriber and/or any other person(s) may not reproduce, publish or disclose any of the contents of the Report to others without the express authorization of MIPL. This Report is prepared and issued to the Subscriber without any risk, responsibility or liability on the part of MIPL or its officials.