

## MIRA INFORM REPORT

Report No. :	522507
Report Date :	30.07.2018

### IDENTIFICATION DETAILS

Name :	THE WHITE COMPANY (U.K.) LIMITED
Registered Office :	2 Television Centre, 101 Wood Lane, London, W12 7fr
Country :	United Kingdom
Financials (as on) :	25.03.2017
Date of Incorporation :	05.12.1994
Com. Reg. No.:	02998082
Legal Form :	Private limited with Share Capital
Line of Business :	<ul style="list-style-type: none"> <li>• Retail Sale Of Textiles In Specialised Stores</li> <li>• The Sale Of High-Quality Bed Linen And Other Household Accessories, Clothing, Gifts And A Separate Children's Range</li> </ul>
No. of Employees :	1570

**RATING & COMMENTS**

(Mira Inform has adopted New Rating mechanism w.e.f. 23<sup>rd</sup> January 2017)

**MIRA's Rating :**

A

Credit Rating	Explanation	Rating Comments
A	Acceptable Risk	Business dealings permissible with moderate risk of default

<b>Status :</b>	Satisfactory
<b>Payment Behaviour :</b>	No Complaints
<b>Litigation :</b>	Clear

**NOTES :**

Any query related to this report can be made on e-mail : [infodept@mirainform.com](mailto:infodept@mirainform.com) while quoting report number, name and date.

**ECGC Country Risk Classification List**

Country Name	Previous Rating (31.12.2017)	Current Rating (01.04.2018)
United Kingdom	A1	A1

Risk Category	ECGC Classification
Insignificant	A1
Low Risk	A2
Moderately Low Risk	B1
Moderate Risk	B2
Moderately High Risk	C1
High Risk	C2
Very High Risk	D

**UNITED KINGDOM - ECONOMIC OVERVIEW**

The UK, a leading trading power and financial center, is the third largest economy in Europe after Germany and France. Agriculture is intensive, highly mechanized, and efficient by European standards, producing about 60% of food needs with less than 2% of the labor force. The UK has large coal, natural gas, and oil resources, but its oil and natural gas reserves are declining; the UK has been a net importer of energy since 2005. Services, particularly banking, insurance, and business services, are key drivers of British GDP growth. Manufacturing, meanwhile, has declined in importance but still accounts for about 10% of economic output.

In 2008, the global financial crisis hit the economy particularly hard, due to the importance of its financial sector. Falling home prices, high consumer debt, and the global economic slowdown compounded the UK's economic problems, pushing the economy into recession in the latter half of 2008 and prompting the then BROWN (Labour) government to implement a number of measures to stimulate the economy and stabilize the financial markets. Facing burgeoning public deficits and debt levels, in 2010 the then CAMERON-led coalition government (between Conservatives and Liberal Democrats) initiated an austerity program, which has continued under the Conservative government. However, the deficit still remains one of the highest in the G7, standing at 3.6% of GDP as of 2017, and the UK has pledged to lower its corporation tax from 20% to 17% by 2020. The UK had a debt burden of 90.4% GDP at the end of 2017.

The UK's economy has begun to slow since the referendum vote to leave the EU in June 2016. A sustained depreciation of the British pound has increased consumer and producer prices, weighing on consumer spending without spurring a meaningful increase in exports. The UK has an extensive trade relationship with other EU members through its single market membership and economic observers have warned the exit will jeopardize its position as the central location for European financial services. Prime Minister MAY is seeking a new "deep and special" trade relationship with the EU following the UK's exit. However, economists doubt that the UK will be able to preserve the benefits of EU membership without the obligations. The UK is expected to officially leave the EU by the end of March 2019.

Source : CIA

## **COMPANY NAME AND ADDRESS**

Company Name: **THE WHITE COMPANY (U.K.) LIMITED**  
Company No: **02998082**  
Registered Address: **2 TELEVISION CENTRE 101 WOOD LANE LONDON W12 7FR**

## **COMPANY SUMMARY**

**Registered Address** 2 TELEVISION CENTRE  
101 WOOD LANE  
LONDON  
W12 7FR

**Trading Address** 2 Television Centre  
101 Wood Lane  
London  
W12 7FR  
W12 7FR

**Website Address** <http://www.thewhitecompany.com>

**Telephone Number** -

**Fax Number**

**TPS** -

**FPS** Yes

**Incorporation Date** 05/12/1994

**Previous Name**

**Type** Private limited with Share Capital

**FTSE Index** -

**Date of Change** -

**Filing Date of Accounts** 03/01/2018

**Currency** GBP

**Share Capital** £100

**THE WHITE COMPANY (U.K.) LIMITED - 522421**

**PAGE NO. : 5**

<b>SIC07</b>	47510
<b>Charity Number</b>	-
<b>SIC07 Description</b>	RETAIL SALE OF TEXTILES IN SPECIALISED STORES
<b>Principal Activity</b>	The sale of high-quality bed linen and other household accessories, clothing, gifts and a separate children's range.

**ADDITIONAL INFORMATION**

<b>CCJ's</b>	1 (£1,320)
21/11/2016	COUNTY COURT BUSINESS CENTRE £1,320 Judgment
-	- -
-	- -

<b>Ultimate Holding Company</b>	BECTIN LIMITED
<b>Accountant</b>	-
<b>Mortgages</b>	6
<b>Group</b>	5 companies
<b>Linkages</b>	0 companies
<b>Countries</b>	In 0 countries

**KEY FINANCIALS**

Year to Date	Turnover	Pre Tax Profit	Shareholder's Funds	Employees
25/03/2017	£198,362,000	£17,312,000	£32,294,000	1570
26/03/2016	£184,269,000	£17,241,000	£23,772,000	1437
28/03/2015	£163,584,000	£12,757,000	£23,520,000	1323

**MORTGAGE SUMMARY**

<b>Total Mortgage</b>	6
<b>Outstanding</b>	2
<b>Satisfied</b>	4

## **TRADE DEBTORS / BAD DEBT SUMMARY**

Total Number of Documented Trade 0  
Total Value of Documented Trade £0

## **COMMENTARY**

This company's return on total assets employed ratio indicates a highly efficient use of assets.
This company has made late payments on a medium percentage of invoices.
This company's ratio of total liabilities to total assets indicates the presence of moderate equity funding.
The company has more cash than short term bank borrowings.
This company trades in an industry with a higher level of corporate failures.

## **CCJ**

Total Number of Exact CCJs -	1	Total Value of Exact CCJs -	£1,320
Total Number of Possible CCJs -	0	Total Value of Possible CCJs -	
Total Number of Satisfied CCJs -	0	Total Value of Satisfied CCJs -	
Total Number of Writs -	-		

Total Current Directors	4	Total Current Secretaries	1
Total Previous Directors / Company Secretaries	12	Total Person's With Significant Control	1

## **CURRENT DIRECTORS**

Title	Mr	Function	Director
Name	Lloyd Anthony Campbell	Nationality	British
Date of Birth	11/1949	Present Appointments	11
Latest Address	Red Gables, 24 Rossett Green Lane, Harrogate, North Yorkshire	Appointment Date	25/07/2007
Post Code	HG2 9LH		
Other Actions	<a href="#">View Director Report</a>	<a href="#">View Consumer Report</a>	<a href="#">View AML Report</a>
	<a href="#">View Trace Report</a>	<a href="#">View Compliance Report</a>	

**DISCLAIMER** : This Report is **PRIVATE & CONFIDENTIAL** and it is prepared at the request of and for its use by the Subscriber only. The Subscriber shall use the contents of the Report merely as an aid to its business. Mira Inform Private Limited ("MIPL") has collated information/data in the Report, which have not been verified unless otherwise specifically mentioned in the Report. The Subscriber shall independently verify the accuracy and correctness of the information/data before in any way acting upon the same. MIPL shall not be liable for any harm, injury, loss or damage caused to the Subscriber due to default by the Subscriber's debtors/beneficiaries in fulfilling their obligations of any nature whatsoever. This Report or any of its portion shall not be used as a documentary evidence or otherwise before any investigative agencies or forum of law. This Report is confidential and proprietary to MIPL. The Subscriber and/or any other person(s) may not reproduce, publish or disclose any of the contents of the Report to others without the express authorization of MIPL. This Report is prepared and issued to the Subscriber without any risk, responsibility or liability on the part of MIPL or its officials.

**THE WHITE COMPANY (U.K.) LIMITED - 522421**

**PAGE NO. : 7**

<b>Title</b>	Mr	<b>Function</b>	Director
<b>Name</b>	Nicholas Charles Tyrwhitt Wheeler	<b>Nationality</b>	British
<b>Date of Birth</b>	01/1965	<b>Present Appointments</b>	10
<b>Latest Address</b>	Tythrop Park, Kingsey, Buckinghamshire	<b>Appointment Date</b>	05/12/1994
<b>Post Code</b>	HP17 8LT		
<b>Other Actions</b>	<a href="#">View Director Report</a>	<a href="#">View Consumer Report</a>	<a href="#">View AML Report</a>
	<a href="#">View Trace Report</a>	<a href="#">View Compliance Report</a>	
<b>Title</b>	Ms	<b>Function</b>	Director
<b>Name</b>	Belinda Christian Rucker	<b>Nationality</b>	British
<b>Date of Birth</b>	11/1968	<b>Present Appointments</b>	4
<b>Latest Address</b>	Tythrop Park, Kingsey, Aylesbury, Buckinghamshire	<b>Appointment Date</b>	05/12/1994
<b>Post Code</b>	HP17 8LT		
<b>Other Actions</b>	<a href="#">View Director Report</a>	<a href="#">View Consumer Report</a>	<a href="#">View AML Report</a>
	<a href="#">View Trace Report</a>	<a href="#">View Compliance Report</a>	
<b>Title</b>	Miss	<b>Function</b>	Director
<b>Name</b>	Mary Elizabeth Homer	<b>Nationality</b>	British
<b>Date of Birth</b>	09/1958	<b>Present Appointments</b>	3
<b>Latest Address</b>	2 Television Centre 101 Wood Lane, London	<b>Appointment Date</b>	06/09/2017
<b>Post Code</b>	W12 7FR		
<b>Other Actions</b>	<a href="#">View Director Report</a>	<a href="#">View Consumer Report</a>	<a href="#">View AML Report</a>
	<a href="#">View Trace Report</a>	<a href="#">View Compliance Report</a>	

## **CURRENT COMPANY SECRETARY**

<b>Title</b>	Mr	<b>Function</b>	Company Secretary
<b>Name</b>	Robert Miller	<b>Nationality</b>	
<b>Date of Birth</b>	-	<b>Present Appointments</b>	1
<b>Latest Address</b>	2 Television Centre 101 Wood Lane, London	<b>Appointment Date</b>	16/05/2018
<b>Post Code</b>	W12 7FR		
<b>Other Actions</b>		<a href="#">View Consumer Report</a>	<a href="#">View Trace Report</a>
	<a href="#">View Compliance Report</a>		
















## **TOP SHAREHOLDERS**

<b>Name</b>	<b>Currency</b>	<b>Share Count</b>	<b>Share Type</b>	<b>Nominal Value</b>	<b>% of Total Share Count</b>
BECTIN LIMITED	GBP	10,000	ORDINARY	0.01	100

**DISCLAIMER** : This Report is **PRIVATE & CONFIDENTIAL** and it is prepared at the request of and for its use by the Subscriber only. The Subscriber shall use the contents of the Report merely as an aid to its business. Mira Inform Private Limited ("MIPL") has collated information/data in the Report, which have not been verified unless otherwise specifically mentioned in the Report. The Subscriber shall independently verify the accuracy and correctness of the information/data before in any way acting upon the same. MIPL shall not be liable for any harm, injury, loss or damage caused to the Subscriber due to default by the Subscriber's debtors/beneficiaries in fulfilling their obligations of any nature whatsoever. This Report or any of its portion shall not be used as a documentary evidence or otherwise before any investigative agencies or forum of law. This Report is confidential and proprietary to MIPL. The Subscriber and/or any other person(s) may not reproduce, publish or disclose any of the contents of the Report to others without the express authorization of MIPL. This Report is prepared and issued to the Subscriber without any risk, responsibility or liability on the part of MIPL or its officials.

## FINANCIALS

### Profit & Loss

















	Date Of Accounts	25/03/17	(%)	26/03/16	(%)	28/03/15	(%)	29/03/14	(%)	30/03/13
	Weeks	52	(%)	52	(%)	52	(%)	52	(%)	52
	Currency	GBP	(%)	GBP	(%)	GBP	(%)	GBP	(%)	GBP
	Consolidated A/cs	N	(%)	N	(%)	Y	(%)	Y	(%)	Y
	<b>Turnover</b>	<b>£198,362,000</b>	<b>7.6%</b>	<b>£184,269,000</b>	<b>12.6%</b>	<b>£163,584,000</b>	<b>13.8%</b>	<b>£143,780,000</b>	<b>14.5%</b>	<b>£125,624,000</b>
	Export	£10,294,000	13%	£9,113,000	-14.5%	£10,662,000	33.3%	£7,998,000	47.2%	£5,435,000
	Cost of Sales	£92,258,000	11.3%	£82,860,000	7.8%	£76,891,000	13.4%	£67,822,000	16.8%	£58,070,000
	Gross Profit	£106,104,000	4.6%	£101,409,000	17%	£86,693,000	14.1%	£75,958,000	12.4%	£67,554,000
	Wages & Salaries	£32,025,000	7.7%	£29,734,000	12.1%	£26,529,000	-2%	£27,073,000	4.7%	£25,855,000
	Directors Emoluments	£3,790,000	11.7%	£3,394,000	186.9%	£1,183,000	-91.9%	£14,577,000	47.3%	£9,895,000
	<b>Operating Profit</b>	<b>£17,590,000</b>	<b>1.8%</b>	<b>£17,273,000</b>	<b>35.3%</b>	<b>£12,763,000</b>	<b>96.2%</b>	<b>£6,505,000</b>	<b>37.3%</b>	<b>£4,737,000</b>
	Depreciation	£4,430,000	15.5%	£3,837,000	-29.9%	£5,474,000	6.4%	£5,144,000	-2.4%	£5,271,000
	Audit Fees	£40,000	-	£40,000	-13%	£46,000	2.2%	£45,000	-4.3%	£47,000
	Interest Payments	£278,000	768.8%	£32,000	88.2%	£17,000	240%	£5,000	-37.5%	£8,000
	<b>Pre Tax Profit</b>	<b>£17,312,000</b>	<b>0.4%</b>	<b>£17,241,000</b>	<b>35.1%</b>	<b>£12,757,000</b>	<b>95.1%</b>	<b>£6,538,000</b>	<b>37.7%</b>	<b>£4,748,000</b>
	Taxation	-£3,790,000	5.1%	-£3,994,000	36.2%	-£2,933,000	28.9%	-£2,275,000	52.8%	-£1,489,000
	Profit After Tax	£13,522,000	2.1%	£13,247,000	34.8%	£9,824,000	130.4%	£4,263,000	30.8%	£3,259,000
	Dividends Payable	£5,000,000	-59.9%	£12,456,000	-	-	-	-	-	-
	<b>Retained Profit</b>	<b>£8,522,000</b>	<b>977.4%</b>	<b>£791,000</b>	<b>-91.9%</b>	<b>£9,824,000</b>	<b>130.4%</b>	<b>£4,263,000</b>	<b>30.8%</b>	<b>£3,259,000</b>

**DISCLAIMER** : This Report is **PRIVATE & CONFIDENTIAL** and it is prepared at the request of and for its use by the Subscriber only. The Subscriber shall use the contents of the Report merely as an aid to its business. Mira Inform Private Limited ("MIPL") has collated information/data in the Report, which have not been verified unless otherwise specifically mentioned in the Report. The Subscriber shall independently verify the accuracy and correctness of the information/data before in any way acting upon the same. MIPL shall not be liable for any harm, injury, loss or damage caused to the Subscriber due to default by the Subscriber's debtors/beneficiaries in fulfilling their obligations of any nature whatsoever. This Report or any of its portion shall not be used as a documentary evidence or otherwise before any investigative agencies or forum of law. This Report is confidential and proprietary to MIPL. The Subscriber and/or any other person(s) may not reproduce, publish or disclose any of the contents of the Report to others without the express authorization of MIPL. This Report is prepared and issued to the Subscriber without any risk, responsibility or liability on the part of MIPL or its officials.

**THE WHITE COMPANY (U.K.) LIMITED - 522421**

**PAGE NO. : 9**


**Balance Sheet**

	Date Of Accounts	25/03/17	(%)	26/03/16	(%)	28/03/15	(%)	29/03/14	(%)	30/03/13
	Tangible Assets	£17,756,000	15.8%	£15,333,000	-25.2%	£20,507,000	14.2%	£17,956,000	64.1%	£10,945,000
	Intangible Assets	£9,651,000	20.9%	£7,981,000	999.9%	£26,000	-35%	£40,000	-25.9%	£54,000
	<b>Total Fixed Assets</b>	<b>£27,407,000</b>	<b>17.6%</b>	<b>£23,314,000</b>	<b>13.5%</b>	<b>£20,533,000</b>	<b>14.1%</b>	<b>£17,996,000</b>	<b>63.6%</b>	<b>£10,999,000</b>
	Stock	£23,566,000	-1.6%	£23,953,000	20.3%	£19,905,000	10.8%	£17,962,000	33.3%	£13,470,000
	Trade Debtors	£3,307,000	2.2%	£3,236,000	-8.4%	£3,532,000	4.9%	£3,368,000	34.6%	£2,503,000
	Cash	£5,561,000	-62%	£14,649,000	147.7%	£5,914,000	4.3%	£5,669,000	-26.2%	£7,682,000
	Other Debtors	£8,893,000	30.1%	£6,835,000	31.1%	£5,215,000	42.6%	£3,658,000	-28.8%	£5,136,000
	Miscellaneous Current Assets	0	-	0	-	0	-	0	-	0
	<b>Total Current Assets</b>	<b>£41,327,000</b>	<b>-15.1%</b>	<b>£48,673,000</b>	<b>40.8%</b>	<b>£34,566,000</b>	<b>12.8%</b>	<b>£30,657,000</b>	<b>6.5%</b>	<b>£28,791,000</b>
	Trade Creditors	£13,501,000	-8%	£14,674,000	43.2%	£10,247,000	-2%	£10,454,000	0.6%	£10,389,000
	Bank Loans & Overdrafts	£2,500,000	-	£2,500,000	-	0	-	0	-	0
	Other Short Term Finance	£46,000	53.3%	£30,000	-	0	-100%	£6,420,000	74.2%	£3,685,000
	Miscellaneous Current Liabilities	£16,018,000	-33.6%	£24,136,000	13.1%	£21,331,000	19.7%	£17,818,000	11.3%	£16,013,000
	<b>Total Current Liabilities</b>	<b>£32,065,000</b>	<b>-22.4%</b>	<b>£41,340,000</b>	<b>30.9%</b>	<b>£31,578,000</b>	<b>-9%</b>	<b>£34,692,000</b>	<b>15.3%</b>	<b>£30,087,000</b>
	Bank Loans & Overdrafts and LTL	£6,875,000	-26.7%	£9,375,000	999.9%	£1,000	-99.6%	£265,000	-1.9%	£270,000
	Other Long Term	0	-	0	-	0	-	0	-	0






**DISCLAIMER** : This Report is **PRIVATE & CONFIDENTIAL** and it is prepared at the request of and for its use by the Subscriber only. The Subscriber shall use the contents of the Report merely as an aid to its business. Mira Inform Private Limited ("MIPL") has collated information/data in the Report, which have not been verified unless otherwise specifically mentioned in the Report. The Subscriber shall independently verify the accuracy and correctness of the information/data before in any way acting upon the same. MIPL shall not be liable for any harm, injury, loss or damage caused to the Subscriber due to default by the Subscriber's debtors/beneficiaries in fulfilling their obligations of any nature whatsoever. This Report or any of its portion shall not be used as a documentary evidence or otherwise before any investigative agencies or forum of law. This Report is confidential and proprietary to MIPL. The Subscriber and/or any other person(s) may not reproduce, publish or disclose any of the contents of the Report to others without the express authorization of MIPL. This Report is prepared and issued to the Subscriber without any risk, responsibility or liability on the part of MIPL or its officials.

**THE WHITE COMPANY (U.K.) LIMITED - 522421**






**PAGE NO. : 10**

	Finance									
	<b>Total Long Term Liabilities</b>	<b>£4,375,000</b>	<b>- 36.4 %</b>	<b>£6,875,000</b>	<b>999.9 %</b>	<b>£1,000</b>	<b>- 99.6 %</b>	<b>£265,000</b>	<b>- 1.9%</b>	<b>£270,000</b>



**Capital & Reserves**

	Date Of Accounts	25/03/17	(%)	26/03/16	(%)	28/03/15	(%)	29/03/14	(%)	30/03/13
	Called Up Share Capital	-	-	-	-	-	-	-	-	-
	P & L Account Reserve	£32,168,000	36%	£23,646,000	1.1 %	£23,394,000	72.4 %	£13,570,000	45.8 %	£9,307,000
	Revaluation Reserve	-	-	-	-	-	-	-	-	-
	Sundry Reserves	£126,000	-	£126,000	-	£126,000	-	£126,000	-	£126,000
	<b>Shareholder Funds</b>	<b>£32,294,000</b>	<b>35.8 %</b>	<b>£23,772,000</b>	<b>1.1 %</b>	<b>£23,520,000</b>	<b>71.7 %</b>	<b>£13,696,000</b>	<b>45.2 %</b>	<b>£9,433,000</b>

**Other Financial Items**

	Date Of Accounts	25/03/17	(%)	26/03/16	(%)	28/03/15	(%)	29/03/14	(%)	30/03/13
	<b>Net Worth</b>	<b>£22,643,000</b>	<b>43.4 %</b>	<b>£15,791,000</b>	<b>- 32.8%</b>	<b>£23,494,000</b>	<b>72%</b>	<b>£13,656,000</b>	<b>45.6%</b>	<b>£9,379,000</b>
	<b>Working Capital</b>	<b>£9,262,000</b>	<b>26.3 %</b>	<b>£7,333,000</b>	<b>145.4 %</b>	<b>£2,988,000</b>	<b>174.1 %</b>	<b>£4,035,000</b>	<b>211.3 %</b>	<b>£1,296,000</b>
	<b>Total Assets</b>	<b>£68,734,000</b>	<b>- 4.5%</b>	<b>£71,987,000</b>	<b>30.7%</b>	<b>£55,099,000</b>	<b>13.2%</b>	<b>£48,653,000</b>	<b>22.3%</b>	<b>£39,790,000</b>
	<b>Total Liabilities</b>	<b>£36,440,000</b>	<b>- 24.4 %</b>	<b>£48,215,000</b>	<b>52.7%</b>	<b>£31,579,000</b>	<b>-9.7%</b>	<b>£34,957,000</b>	<b>15.2%</b>	<b>£30,357,000</b>
	<b>Net Assets</b>	<b>£32,294,000</b>	<b>35.8 %</b>	<b>£23,772,000</b>	<b>1.1%</b>	<b>£23,520,000</b>	<b>71.7%</b>	<b>£13,696,000</b>	<b>45.2%</b>	<b>£9,433,000</b>



**Cash Flow**

	Date Of Accounts	25/03/17	(%)	26/03/16	(%)	28/03/15	(%)	29/03/14	(%)	30/03/13
	Net Cashflow from Operations	-	-	-	-	£10,994,000	-0.9%	£11,098,000	-2.4%	£11,366,000
	Net Cashflow before Financing	-	-	-	100 %	£245,000	112.2 %	£2,013,000	133.1 %	£6,082,000



**DISCLAIMER** : This Report is **PRIVATE & CONFIDENTIAL** and it is prepared at the request of and for its use by the Subscriber only. The Subscriber shall use the contents of the Report merely as an aid to its business. Mira Inform Private Limited ("MIPL") has collated information/data in the Report, which have not been verified unless otherwise specifically mentioned in the Report. The Subscriber shall independently verify the accuracy and correctness of the information/data before in any way acting upon the same. MIPL shall not be liable for any harm, injury, loss or damage caused to the Subscriber due to default by the Subscriber's debtors/beneficiaries in fulfilling their obligations of any nature whatsoever. This Report or any of its portion shall not be used as a documentary evidence or otherwise before any investigative agencies or forum of law. This Report is confidential and proprietary to MIPL. The Subscriber and/or any other person(s) may not reproduce, publish or disclose any of the contents of the Report to others without the express authorization of MIPL. This Report is prepared and issued to the Subscriber without any risk, responsibility or liability on the part of MIPL or its officials.

**THE WHITE COMPANY (U.K.) LIMITED - 522421**


**PAGE NO. : 11**

	Net Cashflow from Financing	-	-	-	-	-	-	-	100%	-£295,000
	Increase in Cash	-	-	-	-	£245,000	112.2 %	-£2,013,000	-134.8 %	£5,787,000



**Miscellaneous**

	Date Of Accounts	25/03/17	(%)	26/03/16	(%)	28/03/15	(%)	29/03/14	(%)	30/03/13
	Contingent Liability	YES	-	YES	-	YES	-	YES	-	NO
	Capital Employed	£36,669,000	19.6 %	£30,647,000	30.3 %	£23,521,000	68.5 %	£13,961,000	43.9 %	£9,703,000
	Number of Employees	1570	9.3%	1437	8.6%	1323	18.9 %	1113	11.6 %	997
	Accountants									
	Auditors	DELOITTE LLP								
	Auditor Comments	The audit report contains no adverse comments								
	Bankers	NATIONAL WESTMINSTER BANK PLC								
	Bank Branch Code									

**Ratios**

	Date Of Accounts	25/03/17	26/03/16	28/03/15	29/03/14	30/03/13
	Pre-tax profit margin %	8.73	9.36	7.80	4.55	3.78
	Current ratio	1.29	1.18	1.09	0.88	0.96
	Sales/Net Working Capital	21.42	25.13	54.75	-35.63	-96.93
	Gearing %	21.30	39.40	0	1.90	2.90
	Equity in %	54.70	37.10	42.70	28.20	23.70
	Creditor Days	24.77	28.98	22.80	26.46	30.10
	Debtor Days	6.06	6.39	7.85	8.52	7.25
	Liquidity/Acid Test	0.55	0.59	0.46	0.36	0.50
	Return On Capital Employed %	47.21	56.25	54.23	46.83	48.93
	Return On Total Assets Employed %	25.18	23.95	23.15	13.43	11.93
	Current Debt Ratio	0.99	1.73	1.34	2.53	3.18
	Total Debt Ratio	1.12	2.02	1.34	2.55	3.21

**DISCLAIMER** : This Report is **PRIVATE & CONFIDENTIAL** and it is prepared at the request of and for its use by the Subscriber only. The Subscriber shall use the contents of the Report merely as an aid to its business. Mira Inform Private Limited ("MIPL") has collated information/data in the Report, which have not been verified unless otherwise specifically mentioned in the Report. The Subscriber shall independently verify the accuracy and correctness of the information/data before in any way acting upon the same. MIPL shall not be liable for any harm, injury, loss or damage caused to the Subscriber due to default by the Subscriber's debtors/beneficiaries in fulfilling their obligations of any nature whatsoever. This Report or any of its portion shall not be used as a documentary evidence or otherwise before any investigative agencies or forum of law. This Report is confidential and proprietary to MIPL. The Subscriber and/or any other person(s) may not reproduce, publish or disclose any of the contents of the Report to others without the express authorization of MIPL. This Report is prepared and issued to the Subscriber without any risk, responsibility or liability on the part of MIPL or its officials.

	Stock Turnover Ratio %	11.88	12.99	12.16	12.49	10.72
	Return on Net Assets Employed %	53.60	72.52	54.23	47.73	50.33

## **EVENT HISTORY VIEW DOCUMENTS**

Date	Description
28/05/2018	New Company Secretary Mr R. Miller appointed
23/05/2018	Mr P. Clarke has resigned as company secretary
22/03/2018	Change in Reg. Office
22/03/2018	Change of Company Postcode
12/01/2018	New Accounts Filed
12/01/2018	New Accounts Filed
11/01/2018	Payment Data Update Received
20/12/2017	Confirmation Statement
21/09/2017	New Board Member Miss M.E. Homer appointed
18/08/2017	Payment Data Update Received
17/02/2017	Payment Data Update Received
17/02/2017	Mr W.J. Kernan has left the board
31/12/2016	Payment Data Update Received
31/12/2016	New Accounts Filed
23/12/2016	Annual Returns

## **PREVIOUS COMPANY NAMES**

No Previous Names found

## **WRIT DETAILS**

No writs found

## **STATISTICS**

<b>Group</b>	5 companies
<b>Linkages</b>	0 companies
<b>Countries</b>	In 0 countries

**DISCLAIMER** : This Report is **PRIVATE & CONFIDENTIAL** and it is prepared at the request of and for its use by the Subscriber only. The Subscriber shall use the contents of the Report merely as an aid to its business. Mira Inform Private Limited ("MIPL") has collated information/data in the Report, which have not been verified unless otherwise specifically mentioned in the Report. The Subscriber shall independently verify the accuracy and correctness of the information/data before in any way acting upon the same. MIPL shall not be liable for any harm, injury, loss or damage caused to the Subscriber due to default by the Subscriber's debtors/beneficiaries in fulfilling their obligations of any nature whatsoever. This Report or any of its portion shall not be used as a documentary evidence or otherwise before any investigative agencies or forum of law. This Report is confidential and proprietary to MIPL. The Subscriber and/or any other person(s) may not reproduce, publish or disclose any of the contents of the Report to others without the express authorization of MIPL. This Report is prepared and issued to the Subscriber without any risk, responsibility or liability on the part of MIPL or its officials.

## SUMMARY

<b>Holding Company</b>	BECTIN LIMITED
<b>Ownership Status</b>	Wholly Owned
<b>Ultimate Holding Company</b>	BECTIN LIMITED

## GROUP STRUCTURE FULL

Company Name	Registered Number	Latest Key Financials	Consol. Accounts	Turnover
BECTIN LIMITED	09630291	25.03.2017	Y	£392,747,000
CHARLES TYRWHITT SHIRT...	02914928	29.07.2017	N	£197,668,000
TYTHROP PROPERTY LTD	09193345	31.08.2017	N	
<b>THE WHITE COMPANY (U.K...</b>	<b>02998082</b>	<b>25.03.2017</b>	<b>N</b>	<b>£198,362,000</b>
TWC DELIVERY COMPANY...	09428492	25.03.2017	N	£261,514

<b>Group</b>	5 companies
<b>Linkages</b>	0 companies
<b>Countries</b>	In 0 countries

### Exact CCJ Details

Date	Court	Amount	Status	Case Number	Date Paid
21/11/2016	COUNTY COURT BUSINESS CENTRE	£1,320	Judgment	C0QZ1Q7N	-

### Possible CCJs Details

Possible CCJ matches show CCJs that may be matched to a company based on various criteria such as similar trading names or addresses. This data is provided for your information only as an aid to decision-making and does not affect a company's rating.

There are no possible CCJ details

## **MORTGAGE DETAILS**

<b>Mortgage Type:</b>			
<b>Date Charge Created:</b>	16/12/15		
<b>Date Charge Registered:</b>	05/01/16		
<b>Date Charge Satisfied:</b>	-		
<b>Status:</b>	OUTSTANDING		
<b>Person(s) Entitled:</b>	BECTIN LIMITED;		
<b>Amount Secured:</b>			
<b>Details:</b>	CONTAINS FIXED CHARGE.CONTAINS FLOATINGCHARGE.FLOATING CHARGE COVERS ALL THE PROPERTY OR UNDERTAKING OF THE COMPANY.CONTAINS NEGATIVE PLEDGE.		
<b>Mortgage Type:</b>	DEBENTURE		
<b>Date Charge Created:</b>	08/04/08		
<b>Date Charge Registered:</b>	24/04/08		
<b>Date Charge Satisfied:</b>	-		
<b>Status:</b>	OUTSTANDING		
<b>Person(s) Entitled:</b>	LLOYDS TSB BANK PLC		
<b>Amount Secured:</b>	ALL MONIES DUE OR TO BECOME DUE FROM THE COMPANY TO THE CHARGEES ON ANY ACCOUNT WHATSOEVER		
<b>Details:</b>	FIXED AND FLOATING CHARGE OVER THE UNDERTAKING AND ALL PROPERTY AND ASSETS PRESENT AND FUTURE, INCLUDING GOODWILL, BOOKDEBTS, UNCALLED CAPITAL, BUILDINGS, FIXTURES, FIXED PLANT & MACHINERY		
<b>Mortgage Type:</b>	MORTGAGE OVER LIFE POLICY		
<b>Date Charge Created:</b>	08/04/08		
<b>Date Charge Registered:</b>	24/04/08		
<b>Date Charge Satisfied:</b>	17/12/15		
<b>Status:</b>	SATISFIED		
<b>Person(s) Entitled:</b>	LLOYDS TSB BANK PLC;		
<b>Amount Secured:</b>			
<b>Details:</b>	THE MORTGAGOR WITH FULL TITLE GUARANTEEASSIGNS TO THE BANK:- (A) ALL MONEY, INCLUDING BONUSES, THAT HAS ACCRUED OR MAYBECOME PAYABLE UNDER THE POLICY: (B) THE BENEFIT OF ALL OPTIONS AND RIGHTS GIVEN TO THE MORTGAGOR IN CONNECTION WITH THE POLICY; AND (C) ALL THE MORTGAGOR'S RIGHTS AND INTERESTS IN THE POLICY; LIFE ASSURED: BELINDA CHRISTIAN WHEELER, DATE OF POLICY: 15/09/2006, INSURER/OFFICE: NORWICH UNION P/NO: 6767828EG, SUM ASSURED: £1,000,000.00, TERM DATE: 15/09/2006 TO 15/09/2011 SEE IMAGE FOR FULL DETAILS		
<b>Mortgage Type:</b>	LEGAL CHARGE		
<b>Date Charge Created:</b>	17/10/05		
<b>Date Charge Registered:</b>	27/10/05		
<b>Date Charge Satisfied:</b>	07/06/08		
<b>Status:</b>	SATISFIED		
<b>Person(s) Entitled:</b>	NATIONAL WESTMINSTER BANK PLC		

<b>Amount Secured:</b>	ALL MONIES DUE OR TO BECOME DUE FROM THE COMPANY TO THE CHARGEES ON ANY ACCOUNT WHATSOEVER		
<b>Details:</b>	L/H PROPERTY K/A UNIT A PINNACLE 15 GOWERTON ROAD BRACKMILLS NORTHAMPTON T/N NN253848 BY WAY OF FIXED CHARGE THE BENEFIT OF ALL COVENANTS AND RIGHTS CONCERNING THE PROPERTY AND PLANT MACHINERY FIXTURES FITTINGS FURNITURE EQUIPMENT IMPLEMENTS AND UTENSILS THE GOODWILL OF ANY BUSINESS CARRIED ON AT THE PROPERTY AND THE PROCEEDS OF ANY INSURANCE AFFECTING THE PROPERTY OR ASSETS		
<b>Mortgage Type:</b>	DEBENTURE		
<b>Date Charge Created:</b>	01/07/03		
<b>Date Charge Registered:</b>	03/07/03		
<b>Date Charge Satisfied:</b>	07/06/08		
<b>Status:</b>	SATISFIED		
<b>Person(s) Entitled:</b>	NATIONAL WESTMINSTER BANK PLC		
<b>Amount Secured:</b>	ALL MONIES DUE OR TO BECOME DUE FROM THE COMPANY TO THE CHARGEES ON ANY ACCOUNT WHATSOEVER		
<b>Details:</b>	FIXED AND FLOATING CHARGES OVER THE UNDERTAKING AND ALL PROPERTY AND ASSETS PRESENT AND FUTURE INCLUDING GOODWILL BOOKDEBTS UNCALLED CAPITAL BUILDINGS FIXTURES FIXED PLANT AND MACHINERY		
<b>Mortgage Type:</b>	CHARGE OF DEPOSIT		
<b>Date Charge Created:</b>	02/12/02		
<b>Date Charge Registered:</b>	09/12/02		
<b>Date Charge Satisfied:</b>	07/06/08		
<b>Status:</b>	SATISFIED		
<b>Person(s) Entitled:</b>	NATIONAL WESTMINSTER BANK PLC		
<b>Amount Secured:</b>	ALL MONIES DUE OR TO BECOME DUE FROM THE COMPANY TO THE CHARGEES ON ANY ACCOUNT WHATSOEVER		
<b>Details:</b>	THE DEPOSIT INITIALLY OF £50,000 CREDITED TO ACCOUNT DESIGNATION 41581148 WITH THE BANK AND ANY DEPOSIT OR ACCOUNT OF ANY OTHER CURRENCY DESCRIPTION OR DESIGNATION WHICH DERIVES IN WHOLE OR IN PART FROM SUCH DEPOSIT OR ACCOUNT		

## **PREVIOUS DIRECTOR/COMPANY SECRETARIES**

Name	Current Active Appointments	Previous Appointments	Dissolved Companies
William James Kernan	1	10	2
Belinda Christian Rucker	4	1	1
Justin Alexander Noel Wheeler	0	2	4
Justin Alexander Noel Wheeler	0	2	4
Patricia Ann Alford-Burnett	1	8	3
Oliver James Spark	6	3	6

**DISCLAIMER :** This Report is **PRIVATE & CONFIDENTIAL** and it is prepared at the request of and for its use by the Subscriber only. The Subscriber shall use the contents of the Report merely as an aid to its business. Mira Inform Private Limited ("MIPL") has collated information/data in the Report, which have not been verified unless otherwise specifically mentioned in the Report. The Subscriber shall independently verify the accuracy and correctness of the information/data before in any way acting upon the same. MIPL shall not be liable for any harm, injury, loss or damage caused to the Subscriber due to default by the Subscriber's debtors/beneficiaries in fulfilling their obligations of any nature whatsoever. This Report or any of its portion shall not be used as a documentary evidence or otherwise before any investigative agencies or forum of law. This Report is confidential and proprietary to MIPL. The Subscriber and/or any other person(s) may not reproduce, publish or disclose any of the contents of the Report to others without the express authorization of MIPL. This Report is prepared and issued to the Subscriber without any risk, responsibility or liability on the part of MIPL or its officials.

Oliver James Spark	6	3	6
Quintin Rupert Salter Price	0	1	0
Hamish Alaric Campbell Mansbridge	0	1	0
NORTH WEST REGISTRATION SERVICES (1994) LIMITED	1	618	1698
Jane Elizabeth Perks	0	1	0
Philip Clarke	0	1	0
<b>Total Persons With Significant Control</b>	1	<b>Total Statements</b>	0
<b>Active</b>	1	<b>Active</b>	0
<b>Ceased</b>	0	<b>Ceased</b>	0

## **ACTIVE PERSONS WITH SIGNIFICANT CONTROL**

<b>Name</b>	Bectin Ltd	<b>Kind</b>	Corporate Entity With Significant Control
<b>Address</b>	8 Duke Street, Bradford	<b>Notified On</b>	06/04/2016
<b>Post Code</b>	BD1 3QX	<b>Legal Form</b>	Private Limited Company
<b>Authority</b>	England And Wales	<b>Place Registered</b>	England And Wales
<b>Country Registered</b>	England	<b>Registration Number</b>	09630291
<b>Nature Of Control</b>	Ownership of shares - above 75%		

## **CEASED PERSONS WITH SIGNIFICANT CONTROL**

No Ceased Persons With Significant Control To Display

## **ACTIVE STATEMENTS**

No Active Statements To Display

## **CEASED STATEMENTS**

No Ceased Statements To Display

**FOREIGN EXCHANGE RATES**

Currency	Unit	Indian Rupees
US Dollar	1	INR 68.80
UK Pound	1	INR 90.58
Euro	1	INR 80.45
Euro	1	INR 80.09

**Note :** Above are approximate rates obtained from sources believed to be correct

**INFORMATION DETAILS**

<b>Analysis Done by :</b>	VIV
<b>Report Prepared by :</b>	KET

**DISCLAIMER :** This Report is **PRIVATE & CONFIDENTIAL** and it is prepared at the request of and for its use by the Subscriber only. The Subscriber shall use the contents of the Report merely as an aid to its business. Mira Inform Private Limited ("MIPL") has collated information/data in the Report, which have not been verified unless otherwise specifically mentioned in the Report. The Subscriber shall independently verify the accuracy and correctness of the information/data before in any way acting upon the same. MIPL shall not be liable for any harm, injury, loss or damage caused to the Subscriber due to default by the Subscriber's debtors/beneficiaries in fulfilling their obligations of any nature whatsoever. This Report or any of its portion shall not be used as a documentary evidence or otherwise before any investigative agencies or forum of law. This Report is confidential and proprietary to MIPL. The Subscriber and/or any other person(s) may not reproduce, publish or disclose any of the contents of the Report to others without the express authorization of MIPL. This Report is prepared and issued to the Subscriber without any risk, responsibility or liability on the part of MIPL or its officials.

**RATING EXPLANATIONS**

Credit Rating	Explanation	Rating Comments
A++	Minimum Risk	Business dealings permissible with minimum risk of default
A+	Low Risk	Business dealings permissible with low risk of default
A	Acceptable Risk	Business dealings permissible with moderate risk of default
B	Medium Risk	Business dealings permissible on a regular monitoring basis
C	Medium High Risk	Business dealings permissible preferably on secured basis
D	High Risk	Business dealing not recommended or on secured terms only
NB	New Business	No recommendation can be done due to business in infancy stage
NT	No Trace	No recommendation can be done as the business is not traceable

NB is stated where there is insufficient information to facilitate rating. However, it is not to be considered as unfavourable.

This score serves as a reference to assess SC's credit risk and to set the amount of credit to be extended. It is calculated from a composite of weighted scores obtained from each of the major sections of this report. The assessed factors are as follows:

- Financial condition covering various ratios
- Company background and operations size
- Promoters / Management background
- Payment record
- Litigation against the subject
- Industry scenario / competitor analysis
- Supplier / Customer / Banker review (wherever available)