

MIRA INFORM REPORT

Report No. :	523005
Report Date :	31.07.2018

IDENTIFICATION DETAILS

Name :	FILMLIGHT LIMITED
Formerly Known As :	WAVENEY IMAGING SYSTEMS LIMITED
Registered Office :	14-15 Manette Street, London, W1d 4ap
Country :	United Kingdom
Financials (as on) :	31.03.2017
Date of Incorporation :	01.02.2000
Com. Reg. No.:	03917536
Legal Form :	Private Limited With Share Capital
Line of Business :	Manufacture of photographic and cinematographic equipment
No. of Employees :	62 (2017)

RATING & COMMENTS

(Mira Inform has adopted New Rating mechanism w.e.f. 23rd January 2017)

MIRA's Rating :	A
------------------------	---

Credit Rating	Explanation	Rating Comments
A	Acceptable Risk	Business dealings permissible with moderate risk of default

Status :	Good
Payment Behaviour :	No Complaints
Litigation :	Clear

NOTES :

Any query related to this report can be made on e-mail : infodept@mirainform.com while quoting report number, name and date.

DISCLAIMER : This Report is **PRIVATE & CONFIDENTIAL** and it is prepared at the request of and for its use by the Subscriber only. The Subscriber shall use the contents of the Report merely as an aid to its business. Mira Inform Private Limited ("MIPL") has collated information/data in the Report, which have not been verified unless otherwise specifically mentioned in the Report. The Subscriber shall independently verify the accuracy and correctness of the information/data before in any way acting upon the same. MIPL shall not be liable for any harm, injury, loss or damage caused to the Subscriber due to default by the Subscriber's debtors/beneficiaries in fulfilling their obligations of any nature whatsoever. This Report or any of its portion shall not be used as a documentary evidence or otherwise before any investigative agencies or forum of law. This Report is confidential and proprietary to MIPL. The Subscriber and/or any other person(s) may not reproduce, publish or disclose any of the contents of the Report to others without the express authorization of MIPL. This Report is prepared and issued to the Subscriber without any risk, responsibility or liability on the part of MIPL or its officials.

ECGC Country Risk Classification List

Country Name	Previous Rating (31.12.2017)	Current Rating (01.04.2018)
United Kingdom	A1	A1

Risk Category	ECGC Classification
Insignificant	A1
Low Risk	A2
Moderately Low Risk	B1
Moderate Risk	B2
Moderately High Risk	C1
High Risk	C2
Very High Risk	D

UNITED KINGDOM - ECONOMIC OVERVIEW

The UK, a leading trading power and financial center, is the third largest economy in Europe after Germany and France. Agriculture is intensive, highly mechanized, and efficient by European standards, producing about 60% of food needs with less than 2% of the labor force. The UK has large coal, natural gas, and oil resources, but its oil and natural gas reserves are declining; the UK has been a net importer of energy since 2005. Services, particularly banking, insurance, and business services, are key drivers of British GDP growth. Manufacturing, meanwhile, has declined in importance but still accounts for about 10% of economic output.

In 2008, the global financial crisis hit the economy particularly hard, due to the importance of its financial sector. Falling home prices, high consumer debt, and the global economic slowdown compounded the UK's economic problems, pushing the economy into recession in the latter half of 2008 and prompting the then BROWN (Labour) government to implement a number of measures to stimulate the economy and stabilize the financial markets. Facing burgeoning public deficits and debt levels, in 2010 the then CAMERON-led coalition government (between Conservatives and Liberal Democrats) initiated an austerity program, which has continued under the Conservative government. However, the deficit still remains one of the highest in the G7, standing at 3.6% of GDP as of 2017, and the UK has pledged to lower its corporation tax from 20% to 17% by 2020. The UK had a debt burden of 90.4% GDP at the end of 2017.

The UK's economy has begun to slow since the referendum vote to leave the EU in June 2016. A sustained depreciation of the British pound has increased consumer and producer prices, weighing on consumer spending without spurring a meaningful increase in exports. The UK has an extensive trade relationship with other EU members through its single market membership and economic observers have warned the exit will jeopardize its position as the central location for European financial services. Prime Minister MAY is seeking a new "deep and special" trade relationship with the EU following the UK's exit. However, economists doubt that the UK will be able to preserve the benefits of EU membership without the obligations. The UK is expected to officially leave the EU by the end of March 2019.

Source : CIA

COMPANY NAME AND ADDRESS

Company Name: **FILMLIGHT LIMITED**
Company No: **03917536**
Registered Address: **14-15 MANETTE STREET LONDON W1D 4AP**

COMPANY SUMMARY

Registered Address 14-15 MANETTE STREET
LONDON
W1D 4AP

Trading Address Artists House
14-15 Manette Street
London
W1D 4AP

Website Address <http://www.filmlight.ltd.uk>

Telephone Number 02072920400

Fax Number

TPS No

FPS Yes

Incorporation Date 01/02/2000

Previous Name WAVENEY IMAGING SYSTEMS LIMITED

Type Private limited with Share Capital

FTSE Index -

Date of Change 13/12/2002

Filing Date of Accounts 20/12/2017

Currency GBP

Share Capital £270,689

SIC07 26702

Charity Number	-
SIC07 Description	MANUFACTURE OF PHOTOGRAPHIC AND CINEMATOGRAPHIC EQUIPMENT
Principal Activity	A group engaged in the development, design, manufacture and supply of digital systems for the professional post-production of television and feature film projects.

ADDITIONAL INFORMATION

CCJ's	0 (£0)
No CCJ Information To Display	
Ultimate Holding Company	FILMLIGHT HOLDINGS LIMITED
Accountant	-
Mortgages	9
Group	2 companies
Linkages	0 companies
Countries	In 0 countries

KEY FINANCIALS

Year to Date	Turnover	Pre Tax Profit	Shareholder's Funds	Employees
31/03/2017	£9,767,131	£453,572	£5,836,941	62
31/03/2016	£9,035,322	£577,436	£5,994,383	52
31/03/2015	£8,364,102	-£232,948	£5,805,701	52

MORTGAGE SUMMARY

Total Mortgage	9
Outstanding	2
Satisfied	7

TRADE DEBTORS / BAD DEBT SUMMARY

Total Number of Documented Trade	0
Total Value of Documented Trade	£0

COMMENTARY

This company's ratio of total liabilities to total assets indicates the presence of moderate equity funding.
This company's return on total assets employed ratio indicates a relatively efficient use of assets.
This company has made late payments on a medium percentage of invoices.
The company has more cash than short term bank borrowings.
This company trades in an industry with a lower level of corporate failures.

CCJ

Total Number of Exact CCJs -	0	Total Value of Exact CCJs -	
Total Number of Possible CCJs -	0	Total Value of Possible CCJs -	
Total Number of Satisfied CCJs -	0	Total Value of Satisfied CCJs -	
Total Number of Writs -	-		

Total Current Directors	4	Total Current Secretaries	1
Total Previous Directors / Company Secretaries	5	Total Person's With Significant Control	1

CURRENT DIRECTORS

Title	Mr	Function	Director
Name	Stephen Michael Chapman	Nationality	British
Date of Birth	12/1958	Present Appointments	6
Latest Address	67 Paines Lane, Pinner, Middlesex	Appointment Date	01/02/2000
Post Code	HA5 3BX		
Other Actions	View Director Report	View Consumer Report	View AML Report
	View Trace Report	View Compliance Report	
Title	Mr	Function	Director
Name	Michael Ross Harris	Nationality	British
Date of Birth	09/1955	Present Appointments	9
Latest Address	Bay Tree House, South Weirs, Brockenhurst, Hampshire	Appointment Date	10/04/2003
Post Code	SO42 7UQ		
Other Actions	View Director Report	View Consumer Report	View AML Report
	View Trace Report	View Compliance Report	
Title	Mr	Function	Director
Name	Peter Stothart	Nationality	British

DISCLAIMER : This Report is **PRIVATE & CONFIDENTIAL** and it is prepared at the request of and for its use by the Subscriber only. The Subscriber shall use the contents of the Report merely as an aid to its business. Mira Inform Private Limited ("MIPL") has collated information/data in the Report, which have not been verified unless otherwise specifically mentioned in the Report. The Subscriber shall independently verify the accuracy and correctness of the information/data before in any way acting upon the same. MIPL shall not be liable for any harm, injury, loss or damage caused to the Subscriber due to default by the Subscriber's debtors/beneficiaries in fulfilling their obligations of any nature whatsoever. This Report or any of its portion shall not be used as a documentary evidence or otherwise before any investigative agencies or forum of law. This Report is confidential and proprietary to MIPL. The Subscriber and/or any other person(s) may not reproduce, publish or disclose any of the contents of the Report to others without the express authorization of MIPL. This Report is prepared and issued to the Subscriber without any risk, responsibility or liability on the part of MIPL or its officials.

FILMLIGHT LIMITED - 523005

PAGE NO. : 7

Date of Birth	02/1951	Present Appointments	7
Latest Address	Waimea House Thame Road, Haddenham, Aylesbury, Buckinghamshire	Appointment Date	01/04/2002
Post Code	HP17 8EW		
Other Actions	View Director Report	View Consumer Report	View AML Report
	View Trace Report	View Compliance Report	
Title	Mr	Function	Director
Name	Wolfgang Reinhart Lempp	Nationality	German
Date of Birth	07/1954	Present Appointments	5
Latest Address	107 Jerningham Road, London	Appointment Date	01/02/2002
Post Code	SE14 5NH		
Other Actions	View Director Report	View Consumer Report	View AML Report
	View Trace Report	View Compliance Report	

CURRENT COMPANY SECRETARY

Title	Mr	Function	Company Secretary
Name	Michael Ross Harris	Nationality	British
Date of Birth	09/1955	Present Appointments	47
Latest Address	Bay Tree House, South Weirs, Brockenhurst, Hampshire	Appointment Date	15/02/2002
Post Code	SO42 7UQ		
Other Actions		View Consumer Report	View Trace Report
	View Compliance Report		

TOP SHAREHOLDERS















Name	Currency	Share Count	Share Type	Nominal Value	% of Total Share Count
FILMLIGHT HOLDINGS LTD	GBP	541,377	ORDINARY	0.5	100

FINANCIALS

Profit & Loss












Date Of Accounts	31/03/17	(%)	31/03/16	(%)	31/03/15	(%)	31/03/14	(%)	31/03/13
Weeks	52	(%)	52	(%)	52	(%)	52	(%)	52

DISCLAIMER : This Report is **PRIVATE & CONFIDENTIAL** and it is prepared at the request of and for its use by the Subscriber only. The Subscriber shall use the contents of the Report merely as an aid to its business. Mira Inform Private Limited ("MIPL") has collated information/data in the Report, which have not been verified unless otherwise specifically mentioned in the Report. The Subscriber shall independently verify the accuracy and correctness of the information/data before in any way acting upon the same. MIPL shall not be liable for any harm, injury, loss or damage caused to the Subscriber due to default by the Subscriber's debtors/beneficiaries in fulfilling their obligations of any nature whatsoever. This Report or any of its portion shall not be used as a documentary evidence or otherwise before any investigative agencies or forum of law. This Report is confidential and proprietary to MIPL. The Subscriber and/or any other person(s) may not reproduce, publish or disclose any of the contents of the Report to others without the express authorization of MIPL. This Report is prepared and issued to the Subscriber without any risk, responsibility or liability on the part of MIPL or its officials.

	Currency	GBP	(%)	GBP	(%)	GBP	(%)	GBP	(%)	GBP
	Consolidated A/cs	Y	(%)	Y	(%)	Y	(%)	Y	(%)	Y
	Turnover	£9,767,131	8.1%	£9,035,322	8%	£8,364,102	-5.5%	£8,846,757	-10.8%	£9,913,034
	Export	-	-	-	-	-	-	£6,928,197	-10.2%	£7,713,245
	Cost of Sales	£2,918,958	11.1%	£2,627,643	-12.7%	£3,008,820	20%	£2,507,761	-24.2%	£3,306,367
	Gross Profit	£6,848,173	6.9%	£6,407,679	19.7%	£5,355,282	-15.5%	£6,338,996	-4.1%	£6,606,667
	Wages & Salaries	£4,491,642	13.1%	£3,971,215	5.6%	£3,762,242	-3.5%	£3,900,485	-20.6%	£4,913,989
	Directors Emoluments	£318,653	-10.3%	£355,252	-4.5%	£371,909	32.4%	£280,893	-29.6%	£399,217
	Operating Profit	£454,955	-19.8%	£567,280	303.5%	-£278,706	-183.2%	£334,900	30.3%	£257,029
	Depreciation	£228,858	46.6%	£156,098	83.9%	£84,894	986.4%	£7,814	-92.5%	£103,848
	Audit Fees	£20,725	3.1%	£20,100	23.7%	£16,250	-34.8%	£24,918	15.1%	£21,648
	Interest Payments	£1,383	-	-	-100%	£4,644	-70.6%	£15,807	-48.8%	£30,876
	Pre Tax Profit	£453,572	-21.5%	£577,436	347.9%	-£232,948	-179.5%	£292,997	24.9%	£234,654
	Taxation	£371,748	76%	£211,237	-75.3%	£854,244	999.9%	£62,823	-87.5%	£501,994
	Profit After Tax	£825,320	4.6%	£788,673	26.9%	£621,296	74.6%	£355,820	-51.7%	£736,648
	Dividends Payable	£994,835	65.8%	£599,991	999.9%	£17,026	-14.9%	£20,000	-92.3%	£259,880
	Retained Profit	-£169,515	-189.8%	£188,682	-68.8%	£604,270	79.9%	£335,820	-29.6%	£476,768






DISCLAIMER : This Report is **PRIVATE & CONFIDENTIAL** and it is prepared at the request of and for its use by the Subscriber only. The Subscriber shall use the contents of the Report merely as an aid to its business. Mira Inform Private Limited ("MIPL") has collated information/data in the Report, which have not been verified unless otherwise specifically mentioned in the Report. The Subscriber shall independently verify the accuracy and correctness of the information/data before in any way acting upon the same. MIPL shall not be liable for any harm, injury, loss or damage caused to the Subscriber due to default by the Subscriber's debtors/beneficiaries in fulfilling their obligations of any nature whatsoever. This Report or any of its portion shall not be used as a documentary evidence or otherwise before any investigative agencies or forum of law. This Report is confidential and proprietary to MIPL. The Subscriber and/or any other person(s) may not reproduce, publish or disclose any of the contents of the Report to others without the express authorization of MIPL. This Report is prepared and issued to the Subscriber without any risk, responsibility or liability on the part of MIPL or its officials.

Balance Sheet






	Date Of Accounts	31/03/17	(%)	31/03/16	(%)	31/03/15	(%)	31/03/14	(%)	31/03/13
	Tangible Assets	£677,805	80.1%	£376,278	184.9%	£132,051	-45.6%	£242,846	-9.4%	£268,042
	Intangible Assets	£895,434	-7.5%	£968,204	-12.3%	£1,104,180	13.8%	£970,394	55.3%	£624,802
	Total Fixed Assets	£1,573,239	17%	£1,344,482	8.8%	£1,236,231	1.9%	£1,213,240	35.9%	£892,844
	Stock	£2,590,637	-6.7%	£2,777,344	-3%	£2,863,757	-16.4%	£3,424,093	-2.4%	£3,508,661
	Trade Debtors	£1,852,477	-26.9%	£2,534,632	-4.5%	£2,654,616	-15.8%	£3,151,741	16.9%	£2,696,325
	Cash	£1,325,944	118.2%	£607,733	86.1%	£326,501	-31.3%	£475,189	53.7%	£309,184
	Other Debtors	£1,281,257	-23%	£1,663,292	-2.7%	£1,710,213	125.7%	£757,628	-12%	£861,362
	Miscellaneous Current Assets	0	-	0	-	0	-	0	-	0
	Total Current Assets	£7,050,315	-7%	£7,583,001	0.4%	£7,555,087	-3.2%	£7,808,651	5.9%	£7,375,532
	Trade Creditors	£506,437	3.4%	£489,717	3%	£475,459	22.1%	£389,419	-40.5%	£654,103
	Bank Loans & Overdrafts	£402,307	232.2%	£121,086	-48.9%	£236,753	-62.8%	£636,870	-9.3%	£702,556
	Other Short Term Finance	£332,407	-	£332,407	-	£332,407	14.2%	£291,061	-	£291,061
	Miscellaneous Current Liabilities	£1,545,462	-22.3%	£1,989,890	2.5%	£1,940,998	-22.5%	£2,503,110	42.6%	£1,755,045
	Total Current Liabilities	£2,786,613	-5%	£2,933,100	-1.8%	£2,985,617	-21.9%	£3,820,460	12.3%	£3,402,765
	Bank Loans & Overdrafts and LTL	£402,307	232.2%	£121,086	-48.9%	£236,753	-62.8%	£636,870	-9.3%	£702,556
	Other Long Term Finance	0	-	0	-	0	-	0	-	0
	Total Long Term Liabilities	0	-	0	-	0	-	0	-	0

DISCLAIMER : This Report is **PRIVATE & CONFIDENTIAL** and it is prepared at the request of and for its use by the Subscriber only. The Subscriber shall use the contents of the Report merely as an aid to its business. Mira Inform Private Limited ("MIPL") has collated information/data in the Report, which have not been verified unless otherwise specifically mentioned in the Report. The Subscriber shall independently verify the accuracy and correctness of the information/data before in any way acting upon the same. MIPL shall not be liable for any harm, injury, loss or damage caused to the Subscriber due to default by the Subscriber's debtors/beneficiaries in fulfilling their obligations of any nature whatsoever. This Report or any of its portion shall not be used as a documentary evidence or otherwise before any investigative agencies or forum of law. This Report is confidential and proprietary to MIPL. The Subscriber and/or any other person(s) may not reproduce, publish or disclose any of the contents of the Report to others without the express authorization of MIPL. This Report is prepared and issued to the Subscriber without any risk, responsibility or liability on the part of MIPL or its officials.




Capital & Reserves

	Date Of Accounts	31/03/17	(%)	31/03/16	(%)	31/03/15	(%)	31/03/14	(%)	31/03/13
	Called Up Share Capital	£270,688	-	£270,688	-	£270,688	-	£270,688	-	£270,688
	P & L Account Reserve	£5,401,941	-2.8%	£5,559,383	3.5%	£5,370,701	12.7%	£4,766,431	7.6%	£4,430,611
	Revaluation Reserve	-	-	-	-	-	-	-	-	-
	Sundry Reserves	£164,312	-	£164,312	-	£164,312	-	£164,312	-	£164,312
	Shareholder Funds	£5,836,941	-2.6%	£5,994,383	3.2%	£5,805,701	11.6%	£5,201,431	6.9%	£4,865,611


Other Financial Items

	Date Of Accounts	31/03/17	(%)	31/03/16	(%)	31/03/15	(%)	31/03/14	(%)	31/03/13
	Net Worth	£4,941,507	-1.7%	£5,026,179	6.9%	£4,701,521	11.1%	£4,231,037	-0.2%	£4,240,809
	Working Capital	£4,263,702	-8.3%	£4,649,901	1.8%	£4,569,470	14.6%	£3,988,191	0.4%	£3,972,767
	Total Assets	£8,623,554	-3.4%	£8,927,483	1.5%	£8,791,318	-2.6%	£9,021,891	9.1%	£8,268,376
	Total Liabilities	£2,786,613	-5%	£2,933,100	-1.8%	£2,985,617	-21.9%	£3,820,460	12.3%	£3,402,765
	Net Assets	£5,836,941	-2.6%	£5,994,383	3.2%	£5,805,701	11.6%	£5,201,431	6.9%	£4,865,611



Cash Flow

	Date Of Accounts	31/03/17	(%)	31/03/16	(%)	31/03/15	(%)	31/03/14	(%)	31/03/13
	Net Cashflow from Operations	£856,490	20.2%	£712,410	359.6%	£155,003	-	-	-	-
	Net Cashflow before Financing	£424,917	7.1%	£396,899	88.9%	£210,083	-	-	-	-
	Net Cashflow from Financing	-	100%	-£29,160	86.6%	-£217,443	-	-	-	-










DISCLAIMER : This Report is **PRIVATE & CONFIDENTIAL** and it is prepared at the request of and for its use by the Subscriber only. The Subscriber shall use the contents of the Report merely as an aid to its business. Mira Inform Private Limited ("MIPL") has collated information/data in the Report, which have not been verified unless otherwise specifically mentioned in the Report. The Subscriber shall independently verify the accuracy and correctness of the information/data before in any way acting upon the same. MIPL shall not be liable for any harm, injury, loss or damage caused to the Subscriber due to default by the Subscriber's debtors/beneficiaries in fulfilling their obligations of any nature whatsoever. This Report or any of its portion shall not be used as a documentary evidence or otherwise before any investigative agencies or forum of law. This Report is confidential and proprietary to MIPL. The Subscriber and/or any other person(s) may not reproduce, publish or disclose any of the contents of the Report to others without the express authorization of MIPL. This Report is prepared and issued to the Subscriber without any risk, responsibility or liability on the part of MIPL or its officials.

	Increase in Cash	£424,917	15.5%	£367,739	999.9%	-£7,360	-	-	-	-
---	------------------	----------	-------	----------	--------	---------	---	---	---	---

Miscellaneous

	Date Of Accounts	31/03/17	(%)	31/03/16	(%)	31/03/15	(%)	31/03/14	(%)	31/03/13
	Contingent Liability	NO	-	NO	-	NO	-	NO	-	NO
	Capital Employed	£5,836,941	-2.6%	£5,994,383	3.2%	£5,805,701	11.6%	£5,201,431	6.9%	£4,865,611
	Number of Employees	62	19.2%	52	-	52	-1.9%	53	-10.2%	59
	Accountants									
	Auditors	WILKINS KENNEDY LLP								
	Auditor Comments	The audit report contains no adverse comments								
	Bankers	HSBC BANK PLC								
	Bank Branch Code									

Ratios

	Date Of Accounts	31/03/17	31/03/16	31/03/15	31/03/14	31/03/13
	Pre-tax profit margin %	4.64	6.39	-2.79	3.31	2.37
	Current ratio	2.53	2.59	2.53	2.04	2.17
	Sales/Net Working Capital	2.29	1.94	1.83	2.22	2.50
	Gearing %	6.90	2	4.10	12.20	14.40
	Equity in %	75.50	75.30	75.50	64.60	63.70
	Creditor Days	18.87	19.72	20.69	16.02	24.01
	Debtor Days	69.03	102.11	115.52	129.67	99
	Liquidity/Acid Test	1.60	1.63	1.57	1.14	1.13
	Return On Capital Employed %	7.77	9.63	-4.01	5.63	4.82
	Return On Total Assets Employed %	5.25	6.46	-2.64	3.24	2.83
	Current Debt Ratio	0.47	0.48	0.51	0.73	0.69
	Total Debt Ratio	0.47	0.48	0.51	0.73	0.69
	Stock Turnover Ratio %	26.52	30.73	34.23	38.70	35.39
	Return on Net Assets Employed %	7.77	9.63	-4.01	5.63	4.82

DISCLAIMER : This Report is **PRIVATE & CONFIDENTIAL** and it is prepared at the request of and for its use by the Subscriber only. The Subscriber shall use the contents of the Report merely as an aid to its business. Mira Inform Private Limited ("MIPL") has collated information/data in the Report, which have not been verified unless otherwise specifically mentioned in the Report. The Subscriber shall independently verify the accuracy and correctness of the information/data before in any way acting upon the same. MIPL shall not be liable for any harm, injury, loss or damage caused to the Subscriber due to default by the Subscriber's debtors/beneficiaries in fulfilling their obligations of any nature whatsoever. This Report or any of its portion shall not be used as a documentary evidence or otherwise before any investigative agencies or forum of law. This Report is confidential and proprietary to MIPL. The Subscriber and/or any other person(s) may not reproduce, publish or disclose any of the contents of the Report to others without the express authorization of MIPL. This Report is prepared and issued to the Subscriber without any risk, responsibility or liability on the part of MIPL or its officials.

EVENT HISTORY VIEW DOCUMENTS

Date	Description
03/01/2018	New Accounts Filed
03/01/2018	Payment Data Update Received
22/11/2017	Payment Data Update Received
27/05/2017	Payment Data Update Received
12/05/2017	Payment Data Update Received
15/03/2017	Annual Returns
10/01/2017	New Accounts Filed
10/01/2017	New Accounts Filed
10/01/2017	New Accounts Filed
31/12/2016	Payment Data Update Received
19/03/2016	Annual Returns
22/12/2015	New Accounts Filed
04/09/2015	Payment Data Update Received
29/03/2015	Annual Returns
14/01/2015	New Accounts Filed

PREVIOUS COMPANY NAMES

Date	Previous Name
13/12/2002	WAVENEY IMAGING SYSTEMS LIMITED

WRIT DETAILS

No writs found

STATISTICS

Group	2 companies
Linkages	0 companies
Countries	In 0 countries

SUMMARY

Holding Company	FILMLIGHT HOLDINGS LIMITED
-----------------	----------------------------

DISCLAIMER : This Report is **PRIVATE & CONFIDENTIAL** and it is prepared at the request of and for its use by the Subscriber only. The Subscriber shall use the contents of the Report merely as an aid to its business. Mira Inform Private Limited ("MIPL") has collated information/data in the Report, which have not been verified unless otherwise specifically mentioned in the Report. The Subscriber shall independently verify the accuracy and correctness of the information/data before in any way acting upon the same. MIPL shall not be liable for any harm, injury, loss or damage caused to the Subscriber due to default by the Subscriber's debtors/beneficiaries in fulfilling their obligations of any nature whatsoever. This Report or any of its portion shall not be used as a documentary evidence or otherwise before any investigative agencies or forum of law. This Report is confidential and proprietary to MIPL. The Subscriber and/or any other person(s) may not reproduce, publish or disclose any of the contents of the Report to others without the express authorization of MIPL. This Report is prepared and issued to the Subscriber without any risk, responsibility or liability on the part of MIPL or its officials.

Ownership Status	Wholly Owned
Ultimate Holding Company	FILMLIGHT HOLDINGS LIMITED

GROUP STRUCTURE FULL

Company Name	Registered Number	Latest Key Financials	Consol. Accounts	Turnover
FILMLIGHT HOLDINGS LIMITED	07615763	31.03.2017	Y	£9,767,131
FILMLIGHT LIMITED	03917536	31.03.2017	Y	£9,767,131

Group	2 companies
Linkages	0 companies
Countries	In 0 countries

MORTGAGE DETAILS

Mortgage Type:	RENT DEPOSIT DEED		
Date Charge Created:	26/01/12		
Date Charge Registered:	10/02/12		
Date Charge Satisfied:	-		
Status:	OUTSTANDING		
Person(s) Entitled:	EMCO HOLDINGS LIMITED		
Amount Secured:	£5,000.00 DUE OR TO BECOME DUE FROM THECOMPANY TO THE CHARGE		
Details:	INITIAL DEPOSIT SUM OF £5,000.00 SEE IMAGE FOR FULL DETAILS		
Mortgage Type:	STAND-ALONE CHATTEL MORTGAGE		
Date Charge Created:	16/12/08		
Date Charge Registered:	24/12/08		
Date Charge Satisfied:	01/07/15		
Status:	SATISFIED		
Person(s) Entitled:	FIVE ARROWS LEASING LIMITED (FAL);		
Amount Secured:			
Details:	FILMLIGHT NORTHLIGHT 1 SCANNER)S/NO NL70), NORTHLIGHT 2 SCANNER (S/NO NL67) AND BASELIGHT FOUR SYSTEM NAME VITO (S/NO BC0058) SEE IMAGE FOR FULL DETAILS		
Mortgage Type:	STAND-ALONE CHATTEL MORTGAGE		
Date Charge Created:	13/05/08		
Date Charge Registered:	21/05/08		
Date Charge Satisfied:	01/07/15		
Status:	SATISFIED		
Person(s) Entitled:	FIVE ARROWS LEASING LIMITED;		

DISCLAIMER : This Report is **PRIVATE & CONFIDENTIAL** and it is prepared at the request of and for its use by the Subscriber only. The Subscriber shall use the contents of the Report merely as an aid to its business. Mira Inform Private Limited ("MIPL") has collated information/data in the Report, which have not been verified unless otherwise specifically mentioned in the Report. The Subscriber shall independently verify the accuracy and correctness of the information/data before in any way acting upon the same. MIPL shall not be liable for any harm, injury, loss or damage caused to the Subscriber due to default by the Subscriber's debtors/beneficiaries in fulfilling their obligations of any nature whatsoever. This Report or any of its portion shall not be used as a documentary evidence or otherwise before any investigative agencies or forum of law. This Report is confidential and proprietary to MIPL. The Subscriber and/or any other person(s) may not reproduce, publish or disclose any of the contents of the Report to others without the express authorization of MIPL. This Report is prepared and issued to the Subscriber without any risk, responsibility or liability on the part of MIPL or its officials.

Amount Secured:			
Details:	THE COMPANY WITH FULL GUARANTEE BY WAY OF FIXED EQUITABLE CHARGE, NORTHLIGHT IISCANNER & BASELIGHT 4 GRADER (VITO) ALL FUTURE GUARANTEES, WARRANTIES AND SERVICING AND MAINTENANCE AGREEMENTS AND THE BENEFIT OF ALL INSURANCES RELATING TO THE ASSETS		
Mortgage Type:	STAND-ALONE CHATTEL MORTGAGE		
Date Charge Created:	29/11/07		
Date Charge Registered:	03/12/07		
Date Charge Satisfied:	20/06/08		
Status:	SATISFIED		
Person(s) Entitled:	FIVE ARROWS LEASING LIMITED		
Amount Secured:	ALL MONIES DUE OR TO BECOME DUE FROM THE COMPANY TO THE CHARGEES UNDER THE TERMS OF THE AFOREMENTIONED INSTRUMENT CREATING OR EVIDENCING THE CHARGE		
Details:	EQUIPMENT - NORTHLIGHT 2 SCANNER S/NO NL67, ALL FUTURE GUARANTEES, WARRANTIES AND SERVICING AND MAINTENANCE AGREEMENTS IN RELATION TO THE ASSETS AND THE BENEFIT OF ALL INSURANCES RELATING TO THE ASSETS SEE THE MORTGAGE CHARGE DOCUMENT FOR FULL DETAILS		
Mortgage Type:	STAND-ALONE CHATTEL MORTGAGE		
Date Charge Created:	28/03/07		
Date Charge Registered:	31/03/07		
Date Charge Satisfied:	20/06/08		
Status:	SATISFIED		
Person(s) Entitled:	FIVE ARROWS LEASING LIMITED		
Amount Secured:	ALL MONIES DUE OR TO BECOME DUE FROM THE COMPANY TO THE CHARGEES AND/OR ANY ASSOCIATE ON ANY ACCOUNT WHATSOEVER UNDER THE TERMS OF THE AFOREMENTIONED INSTRUMENT CREATING OR EVIDENCING THE CHARGE		
Details:	BASELIGHT FOUR, SYSTEM NAME VITO (S/N BC0058) AND ALL FUTURE GUARANTEES, WARRANTIES, SERVICING AND MAINTENANCE AGREEMENTS AND THE BENEFIT OF ALL INSURANCES.		
Mortgage Type:	DEBENTURE		
Date Charge Created:	15/03/06		
Date Charge Registered:	17/03/06		
Date Charge Satisfied:	-		
Status:	OUTSTANDING		
Person(s) Entitled:	HSBC BANK PLC		
Amount Secured:	ALL MONIES DUE OR TO BECOME DUE FROM THE COMPANY TO THE CHARGEES ON ANY ACCOUNT WHATSOEVER		
Details:	FIXED AND FLOATING CHARGES OVER THE UNDERTAKING AND ALL PROPERTY AND ASSETS PRESENT AND FUTURE INCLUDING GOODWILL BOOK DEBTS UNCALLED CAPITAL BUILDINGS FIXTURES FIXED PLANT AND MACHINERY		
Mortgage Type:	RENT DEPOSIT DEED		
Date Charge Created:	09/11/05		

Date Charge Registered:	23/11/05		
Date Charge Satisfied:	01/07/15		
Status:	SATISFIED		
Person(s) Entitled:	NOVED INVESTMENT COMPANY;		
Amount Secured:			
Details:	THE SUM OF £52,933.75 DEPOSITED BY THE COMPANY WITH THE CHARGE (OR THE BALANCE FROM TIME TO TIME STANDING TO THE ACCOUNT SEE THE MORTGAGE CHARGE DOCUMENT FOR FULL DETAILS		
Mortgage Type:	CHATTLES MORTGAGE		
Date Charge Created:	07/01/04		
Date Charge Registered:	08/01/04		
Date Charge Satisfied:	01/07/15		
Status:	SATISFIED		
Person(s) Entitled:	HSBC ASSET FINANCE (UK) LIMITED AND HSBC EQUIPMENT FINANCE (UK) LIMITED;		
Amount Secured:			
Details:	ALL AND SINGULAR THE CHATTLES BEING NORTHLIGHT FILM SCANNER SERIAL NO 15		
Mortgage Type:	RENT DEPOSIT DEED		
Date Charge Created:	06/06/03		
Date Charge Registered:	11/06/03		
Date Charge Satisfied:	01/07/15		
Status:	SATISFIED		
Person(s) Entitled:	MYHOTEL LIMITED;		
Amount Secured:			
Details:	THE INTEREST OF THE TENANT IN A DEPOSIT ACCOUNT CONTAINING £41,000 PLUS INTEREST (TOGETHER WITH VALUE ADDED TAX ON THAT SUM)		

PREVIOUS DIRECTOR/COMPANY SECRETARIES

Name	Current Active Appointments	Previous Appointments	Dissolved Companies
Doris Chapman	0	1	1
Caroline Patricia Williams	1	8	18
Andrew Michael Donelan Grieve	1	1	3
COMPANY DIRECTORS LIMITED	43	48425	157182
TEMPLE SECRETARIES LIMITED	74	49154	160412
Total Persons With Significant Control	1	Total Statements	0
Active	1	Active	0

DISCLAIMER : This Report is **PRIVATE & CONFIDENTIAL** and it is prepared at the request of and for its use by the Subscriber only. The Subscriber shall use the contents of the Report merely as an aid to its business. Mira Inform Private Limited ("MIPL") has collated information/data in the Report, which have not been verified unless otherwise specifically mentioned in the Report. The Subscriber shall independently verify the accuracy and correctness of the information/data before in any way acting upon the same. MIPL shall not be liable for any harm, injury, loss or damage caused to the Subscriber due to default by the Subscriber's debtors/beneficiaries in fulfilling their obligations of any nature whatsoever. This Report or any of its portion shall not be used as a documentary evidence or otherwise before any investigative agencies or forum of law. This Report is confidential and proprietary to MIPL. The Subscriber and/or any other person(s) may not reproduce, publish or disclose any of the contents of the Report to others without the express authorization of MIPL. This Report is prepared and issued to the Subscriber without any risk, responsibility or liability on the part of MIPL or its officials.

Ceased	0	Ceased	0
--------	---	--------	---

ACTIVE PERSONS WITH SIGNIFICANT CONTROL

Name	Filmlight Holdings Limited	Kind	Corporate Entity With Significant Control
Address	14-15 Manette Street, London	Notified On	06/04/2016
Post Code	W1D 4AP	Legal Form	Limited By Shares
Authority	United Kingdom (England And Wales)	Place Registered	Companies House
Country Registered	England And Wales	Registration Number	07615763
Nature Of Control	Ownership Of Shares 75 To 100 Percent, Voting Rights 75 To 100 Percent, Right To Appoint And Remove Directors		

CEASED PERSONS WITH SIGNIFICANT CONTROL

No Ceased Persons With Significant Control To Display

ACTIVE STATEMENTS

No Active Statements To Display

CEASED STATEMENTS

No Ceased Statements To Display

FOREIGN EXCHANGE RATES

Currency	Unit	Indian Rupees
US Dollar	1	INR 68.75
UK Pound	1	INR 90.15
Euro	1	INR 80.16
GBP	1	INR 90.30

Note : Above are approximate rates obtained from sources believed to be correct

INFORMATION DETAILS

Analysis Done by :	PRI
Report Prepared by :	TRU

DISCLAIMER : This Report is **PRIVATE & CONFIDENTIAL** and it is prepared at the request of and for its use by the Subscriber only. The Subscriber shall use the contents of the Report merely as an aid to its business. Mira Inform Private Limited ("MIPL") has collated information/data in the Report, which have not been verified unless otherwise specifically mentioned in the Report. The Subscriber shall independently verify the accuracy and correctness of the information/data before in any way acting upon the same. MIPL shall not be liable for any harm, injury, loss or damage caused to the Subscriber due to default by the Subscriber's debtors/beneficiaries in fulfilling their obligations of any nature whatsoever. This Report or any of its portion shall not be used as a documentary evidence or otherwise before any investigative agencies or forum of law. This Report is confidential and proprietary to MIPL. The Subscriber and/or any other person(s) may not reproduce, publish or disclose any of the contents of the Report to others without the express authorization of MIPL. This Report is prepared and issued to the Subscriber without any risk, responsibility or liability on the part of MIPL or its officials.

RATING EXPLANATIONS

Credit Rating	Explanation	Rating Comments
A++	Minimum Risk	Business dealings permissible with minimum risk of default
A+	Low Risk	Business dealings permissible with low risk of default
A	Acceptable Risk	Business dealings permissible with moderate risk of default
B	Medium Risk	Business dealings permissible on a regular monitoring basis
C	Medium High Risk	Business dealings permissible preferably on secured basis
D	High Risk	Business dealing not recommended or on secured terms only
NB	New Business	No recommendation can be done due to business in infancy stage
NT	No Trace	No recommendation can be done as the business is not traceable

NB is stated where there is insufficient information to facilitate rating. However, it is not to be considered as unfavourable.

This score serves as a reference to assess SC's credit risk and to set the amount of credit to be extended. It is calculated from a composite of weighted scores obtained from each of the major sections of this report. The assessed factors are as follows:

- Financial condition covering various ratios
- Company background and operations size
- Promoters / Management background
- Payment record
- Litigation against the subject
- Industry scenario / competitor analysis
- Supplier / Customer / Banker review (wherever available)