

## MIRA INFORM REPORT

Report No. :	537809
Report Date :	01.11.2018

### IDENTIFICATION DETAILS

Name :	BRANDON MEDICAL COMPANY LIMITED
Formerly Known As :	YORKCO 101 LIMITED
Registered Office :	Brandon Medical Company Ltd, Elmfield Road, Leeds, Ls27 0el
Country :	United Kingdom
Financials (as on) :	31.10.2017
Date of Incorporation :	15.06.1993
Com. Reg. No.:	02827189
Legal Form :	Private limited with Share Capital
Line of Business :	<ul style="list-style-type: none"> <li>• Manufacture of medical and dental instruments and supplies</li> <li>• Manufacture medical and orthopaedic equipment.</li> </ul>
No. of Employees :	58 [2017]

### RATING & COMMENTS

(Mira Inform has adopted New Rating mechanism w.e.f. 23<sup>rd</sup> January 2017)

**MIRA's Rating :** A

Credit Rating	Explanation	Rating Comments
A	Acceptable Risk	Business dealings permissible with moderate risk of default

Status :	Satisfactory
Payment Behaviour :	No Complaints
Litigation :	Clear

**DISCLAIMER :** This Report is **PRIVATE & CONFIDENTIAL** and it is prepared at the request of and for its use by the Subscriber only. The Subscriber shall use the contents of the Report merely as an aid to its business. Mira Inform Private Limited ("MIPL") has collated information/data in the Report, which have not been verified unless otherwise specifically mentioned in the Report. The Subscriber shall independently verify the accuracy and correctness of the information/data before in any way acting upon the same. MIPL shall not be liable for any harm, injury, loss or damage caused to the Subscriber due to default by the Subscriber's debtors/beneficiaries in fulfilling their obligations of any nature whatsoever. This Report or any of its portion shall not be used as a documentary evidence or otherwise before any investigative agencies or forum of law. This Report is confidential and proprietary to MIPL. The Subscriber and/or any other person(s) may not reproduce, publish or disclose any of the contents of the Report to others without the express authorization of MIPL. This Report is prepared and issued to the Subscriber without any risk, responsibility or liability on the part of MIPL or its officials.

**NOTES :**

Any query related to this report can be made on e-mail : [infodept@mirainform.com](mailto:infodept@mirainform.com) while quoting report number, name and date.

**ECGC Country Risk Classification List**

Country Name	Previous Rating (30.06.2018)	Current Rating (30.09.2018)
United Kingdom	A1	A1

Risk Category	ECGC Classification
Insignificant	A1
Low Risk	A2
Moderately Low Risk	B1
Moderate Risk	B2
Moderately High Risk	C1
High Risk	C2
Very High Risk	D

**UNITED KINGDOM - ECONOMIC OVERVIEW**

The UK, a leading trading power and financial center, is the third largest economy in Europe after Germany and France. Agriculture is intensive, highly mechanized, and efficient by European standards, producing about 60% of food needs with less than 2% of the labor force. The UK has large coal, natural gas, and oil resources, but its oil and natural gas reserves are declining; the UK has been a net importer of energy since 2005. Services, particularly banking, insurance, and business services, are key drivers of British GDP growth. Manufacturing, meanwhile, has declined in importance but still accounts for about 10% of economic output.

In 2008, the global financial crisis hit the economy particularly hard, due to the importance of its financial sector. Falling home prices, high consumer debt, and the global economic slowdown compounded the UK's economic problems, pushing the economy into recession in the latter half of 2008 and prompting the then BROWN (Labour) government to implement a number of measures to stimulate the economy and stabilize the financial markets. Facing burgeoning public deficits and debt levels, in 2010 the then CAMERON-led coalition government (between Conservatives and Liberal Democrats) initiated an austerity program, which has continued under the Conservative government. However, the deficit still remains one of the highest in the G7, standing at 3.6% of GDP as of 2017, and the UK has pledged to lower its corporation tax from 20% to 17% by 2020. The UK had a debt burden of 90.4% GDP at the end of 2017.

The UK economy has begun to slow since the referendum vote to leave the EU in June 2016. A sustained depreciation of the British pound has increased consumer and producer prices, weighing on consumer spending without spurring a meaningful increase in exports. The UK has an extensive trade relationship with other EU members through its single market membership, and economic observers have warned the exit will jeopardize its position as the central location for European financial services. Prime Minister MAY is seeking a new "deep and special" trade relationship with the EU following the UK's exit. However, economists doubt that the UK will be able to preserve the benefits of EU membership without the obligations. The UK is expected to officially leave the EU by the end of March 2019.

Source : CIA

## **COMPANY NAME AND SUMMARY**

Company Name: BRANDON MEDICAL COMPANY LIMITED  
Company No: 02827189  
Company Status: Active - Accounts Filed  
Status: Active  
Registered Address: BRANDON MEDICAL COMPANY LTD ELMFIELD ROAD LEEDS LS27 0EL

## **COMPANY NAME**

BRANDON MEDICAL COMPANY LIMITED

## **COMPANY NUMBER**

02827189

## **COMPANY SUMMARY**

Registered Address: BRANDON MEDICAL COMPANY LTD  
ELMFIELD ROAD  
LEEDS  
LS27 0EL  
Trading Address: Elmfield Road  
Morley  
Leeds  
West Yorkshire  
LS27 0EL  
Website Address: <http://www.brandon-medical.com>  
Telephone Number: 01132777393  
Fax Number:  
TPS: No  
FPS: Yes  
Incorporation Date: 15/06/1993  
Previous Name: YORKCO 101 LIMITED  
Type: Private limited with Share Capital  
FTSE Index: -  
Date of Change: 28/06/1993  
Filing Date of Accounts: 06/07/2018  
Currency: GBP  
Share Capital: £100  
SIC07: 32500

**DISCLAIMER** : This Report is **PRIVATE & CONFIDENTIAL** and it is prepared at the request of and for its use by the Subscriber only. The Subscriber shall use the contents of the Report merely as an aid to its business. Mira Inform Private Limited ("MIPL") has collated information/data in the Report, which have not been verified unless otherwise specifically mentioned in the Report. The Subscriber shall independently verify the accuracy and correctness of the information/data before in any way acting upon the same. MIPL shall not be liable for any harm, injury, loss or damage caused to the Subscriber due to default by the Subscriber's debtors/beneficiaries in fulfilling their obligations of any nature whatsoever. This Report or any of its portion shall not be used as a documentary evidence or otherwise before any investigative agencies or forum of law. This Report is confidential and proprietary to MIPL. The Subscriber and/or any other person(s) may not reproduce, publish or disclose any of the contents of the Report to others without the express authorization of MIPL. This Report is prepared and issued to the Subscriber without any risk, responsibility or liability on the part of MIPL or its officials.

Charity Number -  
SIC07 Description MANUFACTURE OF MEDICAL AND DENTAL INSTRUMENTS AND SUPPLIES  
Principal Activity Manufacture medical, orthopaedic etc, equipment.

## **ADDITIONAL INFORMATION**

CCJ's 0 (£0)  
No CCJ Information To Display  
Ultimate Holding Company BRANDON GROUP LIMITED  
Accountant -  
Mortgages 3  
Trade Debtors -  
Group 3 companies  
Linkages 0 companies  
Countries In 0 countries

## **KEY FINANCIALS**

Year to Date	Turnover	Pre Tax Profit	Shareholder's Funds	Employees
31/10/2017	£8,037,984	£392,258	£1,714,360	58
31/10/2016	£6,173,093	£59,687	£1,318,894	54
31/10/2015	£5,083,865	-£146,737	£1,208,606	53

## **MORTGAGE SUMMARY**

Total Mortgage 3  
Outstanding 2  
Satisfied 1

## **TRADE DEBTORS / BAD DEBT SUMMARY**

Total Number of Documented Trade 6  
Total Value of Documented Trade £19,831

## **COMMENTARY**

This company has only made late payments on a low percentage of invoices.
The latest Balance Sheet indicates a very positive net working capital position.

**DISCLAIMER** : This Report is **PRIVATE & CONFIDENTIAL** and it is prepared at the request of and for its use by the Subscriber only. The Subscriber shall use the contents of the Report merely as an aid to its business. Mira Inform Private Limited ("MIPL") has collated information/data in the Report, which have not been verified unless otherwise specifically mentioned in the Report. The Subscriber shall independently verify the accuracy and correctness of the information/data before in any way acting upon the same. MIPL shall not be liable for any harm, injury, loss or damage caused to the Subscriber due to default by the Subscriber's debtors/beneficiaries in fulfilling their obligations of any nature whatsoever. This Report or any of its portion shall not be used as a documentary evidence or otherwise before any investigative agencies or forum of law. This Report is confidential and proprietary to MIPL. The Subscriber and/or any other person(s) may not reproduce, publish or disclose any of the contents of the Report to others without the express authorization of MIPL. This Report is prepared and issued to the Subscriber without any risk, responsibility or liability on the part of MIPL or its officials.

There has been an increase in shareholders funds compared with the previous balance sheet.
This company trades in an industry with a higher level of corporate failures.

## CCJ

Total Number of Exact CCJs -	0	Total Value of Exact CCJs -	
Total Number of Possible CCJs -	0	Total Value of Possible CCJs -	
Total Number of Satisfied CCJs -	0	Total Value of Satisfied CCJs -	
Total Number of Writs -	-		

Total Current Directors	10	Total Current Secretaries	1
Total Previous Directors / Company Secretaries	6	Total Person's With Significant Control	2

## CURRENT DIRECTORS

<b>Title</b>	Mr	<b>Function</b>	Director
<b>Name</b>	Eric Hall	<b>Nationality</b>	British
<b>Date of Birth</b>	12/1932	<b>Present Appointments</b>	3
<b>Latest Address</b>	Barton House, River View, Boston Spa, West Yorkshire	<b>Appointment Date</b>	02/01/1999

<b>Post Code</b>	LS23 6BA		
<b>Title</b>	Mr	<b>Function</b>	Director
<b>Name</b>	Colin Glass	<b>Nationality</b>	British
<b>Date of Birth</b>	06/1943	<b>Present Appointments</b>	23
<b>Latest Address</b>	Convention House St Mary's Street, Leeds	<b>Appointment Date</b>	28/03/2012

<b>Post Code</b>	LS9 7DP		
<b>Title</b>	Mr	<b>Function</b>	Director
<b>Name</b>	Adrian Alexander Hall	<b>Nationality</b>	British
<b>Date of Birth</b>	05/1969	<b>Present Appointments</b>	3
<b>Latest Address</b>	Whitegate House Whitegate, East Keswick, Leeds, West Yorkshire	<b>Appointment Date</b>	01/12/1995

<b>Post Code</b>	LS17 9HB		
<b>Title</b>	Mr	<b>Function</b>	Director
<b>Name</b>	Graeme Andrew Hall	<b>Nationality</b>	British
<b>Date of Birth</b>	12/1962	<b>Present Appointments</b>	7

**DISCLAIMER** : This Report is **PRIVATE & CONFIDENTIAL** and it is prepared at the request of and for its use by the Subscriber only. The Subscriber shall use the contents of the Report merely as an aid to its business. Mira Inform Private Limited ("MIPL") has collated information/data in the Report, which have not been verified unless otherwise specifically mentioned in the Report. The Subscriber shall independently verify the accuracy and correctness of the information/data before in any way acting upon the same. MIPL shall not be liable for any harm, injury, loss or damage caused to the Subscriber due to default by the Subscriber's debtors/beneficiaries in fulfilling their obligations of any nature whatsoever. This Report or any of its portion shall not be used as a documentary evidence or otherwise before any investigative agencies or forum of law. This Report is confidential and proprietary to MIPL. The Subscriber and/or any other person(s) may not reproduce, publish or disclose any of the contents of the Report to others without the express authorization of MIPL. This Report is prepared and issued to the Subscriber without any risk, responsibility or liability on the part of MIPL or its officials.

<b>Latest Address</b>	4 Garden Fold, Hipperholme, Halifax, West Yorkshire	<b>Appointment Date</b>	21/06/1993
<b>Post Code</b>	HX3 8HU		

<b>Title</b>	Mr	<b>Function</b>	Director
<b>Name</b>	Nigel William Davill	<b>Nationality</b>	British
<b>Date of Birth</b>	03/1966	<b>Present Appointments</b>	1
<b>Latest Address</b>	13 Tentergate Road, Knaresborough, North Yorkshire	<b>Appointment Date</b>	12/06/1997
<b>Post Code</b>	HG5 9BG		
<b>Title</b>	Mr	<b>Function</b>	Director
<b>Name</b>	David Alan Anderson	<b>Nationality</b>	British
<b>Date of Birth</b>	01/1960	<b>Present Appointments</b>	1
<b>Latest Address</b>	Brandon Medical Company Ltd Elmfield Road, Morley, Leeds	<b>Appointment Date</b>	06/05/2015
<b>Post Code</b>	LS27 0EL		

<b>Title</b>	Mr	<b>Function</b>	Director
<b>Name</b>	Keith Robert Jackson	<b>Nationality</b>	British
<b>Date of Birth</b>	11/1966	<b>Present Appointments</b>	3
<b>Latest Address</b>	Brandon Medical Company Ltd Elmfield Road, Morley, Leeds	<b>Appointment Date</b>	01/07/2018
<b>Post Code</b>	LS27 0EL		
<b>Title</b>	Mr	<b>Function</b>	Director
<b>Name</b>	Michael Kenneth Rimmer	<b>Nationality</b>	British
<b>Date of Birth</b>	01/1967	<b>Present Appointments</b>	3
<b>Latest Address</b>	11a Church Street, Cawthorne, Barnsley, South Yorkshire	<b>Appointment Date</b>	06/03/2012
<b>Post Code</b>	S75 4HL		

<b>Title</b>	Mr	<b>Function</b>	Director
<b>Name</b>	Andrew Law	<b>Nationality</b>	British
<b>Date of Birth</b>	12/1967	<b>Present Appointments</b>	2
<b>Latest Address</b>	Brandon Medical Company Ltd Elmfield Road, Morley, Leeds	<b>Appointment Date</b>	01/09/2012
<b>Post Code</b>	LS27 0EL		
<b>Title</b>	Professor	<b>Function</b>	Director
<b>Name</b>	Jonathan SAckier	<b>Nationality</b>	British
<b>Date of Birth</b>	12/1957	<b>Present Appointments</b>	1
<b>Latest Address</b>	Brandon Medical Company Ltd Elmfield	<b>Appointment Date</b>	01/05/2013

	Road, Morley, Leeds	
Post Code	LS27 0EL	

## **CURRENT COMPANY SECRETARY**







<b>Title</b>	Ms	<b>Function</b>	Company Secretary
<b>Name</b>	Mary Hall	<b>Nationality</b>	British
<b>Date of Birth</b>	11/1937	<b>Present Appointments</b>	4
<b>Latest Address</b>	Barton House, 5 River View Boston Spa, Wetherby, West Yorkshire	<b>Appointment Date</b>	27/05/1994
<b>Post Code</b>	LS23 6BA		

## **TOP SHAREHOLDERS**

Name	Currency	Share Count	Share Type	Nominal Value	% of Total Share Count
BRANDON GROUP LTD	GBP	100	ORDINARY	1	100

## **FINANCIALS**










### **Profit & Loss**

	Date Of Accounts	31/10/17	(%)	31/10/16	(%)	31/10/15	(%)	31/10/14	(%)	31/10/13
	Weeks	52	(%)	52	(%)	52	(%)	52	(%)	52
	Currency	GBP	(%)	GBP	(%)	GBP	(%)	GBP	(%)	GBP
	Consolidated A/cs	N	(%)	N	(%)	N	(%)	N	(%)	N
	<b>Turnover</b>	<b>£8,037,984</b>	<b>30.2%</b>	<b>£6,173,093</b>	<b>21.4%</b>	<b>£5,083,865</b>	<b>2.2%</b>	<b>£4,973,553</b>	<b>-7.8%</b>	<b>£5,393,230</b>
	Export	£4,115,117	59.2%	£2,585,132	38.2%	£1,870,239	-	-	-	-
	Cost of Sales	£4,747,353	29.3%	£3,671,640	27.2%	£2,886,573	-	-	-	-
	Gross Profit	£3,290,631	31.5%	£2,501,453	13.8%	£2,197,292	-	-	-	-
	Wages & Salaries	£2,047,266	16.8%	£1,753,203	9.5%	£1,600,636	2%	£1,569,827	-0.2%	£1,572,717
	Directors Emolument	£427,211	11.4%	£383,633	10.9%	£345,855	-	£439,514	-7.4%	£474,796
							21.3			








**DISCLAIMER** : This Report is **PRIVATE & CONFIDENTIAL** and it is prepared at the request of and for its use by the Subscriber only. The Subscriber shall use the contents of the Report merely as an aid to its business. Mira Inform Private Limited ("MIPL") has collated information/data in the Report, which have not been verified unless otherwise specifically mentioned in the Report. The Subscriber shall independently verify the accuracy and correctness of the information/data before in any way acting upon the same. MIPL shall not be liable for any harm, injury, loss or damage caused to the Subscriber due to default by the Subscriber's debtors/beneficiaries in fulfilling their obligations of any nature whatsoever. This Report or any of its portion shall not be used as a documentary evidence or otherwise before any investigative agencies or forum of law. This Report is confidential and proprietary to MIPL. The Subscriber and/or any other person(s) may not reproduce, publish or disclose any of the contents of the Report to others without the express authorization of MIPL. This Report is prepared and issued to the Subscriber without any risk, responsibility or liability on the part of MIPL or its officials.

**BRANDON MEDICAL COMPANY LIMITED - 537809**

**PAGE NO. : 9**

	s						%			
	<b>Operating Profit</b>	<b>£439,094</b>	<b>281.3 %</b>	<b>£115,163</b>	<b>224.4 %</b>	<b>-£92,570</b>	<b>70.2 %</b>	<b>- £310,777</b>	<b>- 956.5 %</b>	<b>£36,285</b>
	Depreciation	£157,370	7.7%	£146,142	-6.5%	£156,226	- 11.6 %	£176,679	12.3%	£157,301
	Audit Fees	£6,175	-0.4%	£6,200	2.1%	£6,075	- 8.4%	£6,630	- 11.2%	£7,465
	Interest Payments	£46,836	- 15.6%	£55,476	2.4%	£54,167	2%	£53,127	64%	£32,387
	<b>Pre Tax Profit</b>	<b>£392,258</b>	<b>557.2 %</b>	<b>£59,687</b>	<b>140.7 %</b>	<b>- £146,737</b>	<b>66.6 %</b>	<b>- £439,324</b>	<b>- 999.9 %</b>	<b>£3,898</b>
	Taxation	£3,208	- 93.7%	£50,601	- 47.9%	£97,153	- 7.8%	£105,350	104.3 %	£51,572
	Profit After Tax	£395,466	258.6 %	£110,288	322.4 %	-£49,584	85.2 %	- £333,974	- 702.1 %	£55,470
	Dividends Payable	-	-	-	-	-	-	-	-	-
	<b>Retained Profit</b>	<b>£395,466</b>	<b>258.6 %</b>	<b>£110,288</b>	<b>322.4 %</b>	<b>-£49,584</b>	<b>85.2 %</b>	<b>- £333,974</b>	<b>- 702.1 %</b>	<b>£55,470</b>











**Balance Sheet**

	Date Of Accounts	31/10/17	(%)	31/10/16	(%)	31/10/15	(%)	31/10/14	(%)	31/10/13
	Tangible Assets	£819,774	-6.5%	£877,083	5.3%	£832,656	-3.7%	£864,938	- 14.1 %	£1,006,356
	Intangible Assets	£106,044	-3.2%	£109,535	-4.7%	£114,985	33.2%	£86,311	- 54.5 %	£189,836
	<b>Total Fixed Assets</b>	<b>£925,818</b>	<b>-6.2%</b>	<b>£986,618</b>	<b>4.1%</b>	<b>£947,641</b>	<b>-0.4%</b>	<b>£951,249</b>	<b>- 20.5 %</b>	<b>£1,196,192</b>
	Stock	£1,720,054	34.5%	£1,279,167	1%	£1,266,964	-2.1%	£1,294,670	- 2.4%	£1,325,956
	Trade Debtors	£2,118,929	47%	£1,441,488	41.6%	£1,018,194	- 13.9%	£1,182,831	- 12.4 %	£1,350,073
	Cash	£124,625	- 39.8%	£207,035	90.4%	£108,754	80.4%	£60,276	- 66.4 %	£179,303
	Other Debtors	£135,223	-14%	£157,275	- 26.3%	£213,393	- 26.5%	£290,446	44.1 %	£201,615






**DISCLAIMER** : This Report is **PRIVATE & CONFIDENTIAL** and it is prepared at the request of and for its use by the Subscriber only. The Subscriber shall use the contents of the Report merely as an aid to its business. Mira Inform Private Limited ("MIPL") has collated information/data in the Report, which have not been verified unless otherwise specifically mentioned in the Report. The Subscriber shall independently verify the accuracy and correctness of the information/data before in any way acting upon the same. MIPL shall not be liable for any harm, injury, loss or damage caused to the Subscriber due to default by the Subscriber's debtors/beneficiaries in fulfilling their obligations of any nature whatsoever. This Report or any of its portion shall not be used as a documentary evidence or otherwise before any investigative agencies or forum of law. This Report is confidential and proprietary to MIPL. The Subscriber and/or any other person(s) may not reproduce, publish or disclose any of the contents of the Report to others without the express authorization of MIPL. This Report is prepared and issued to the Subscriber without any risk, responsibility or liability on the part of MIPL or its officials.

**BRANDON MEDICAL COMPANY LIMITED - 537809**

**PAGE NO. : 10**






	Miscellaneous Current Assets	0	-	0	-	0	-	0	-	0
	<b>Total Current Assets</b>	<b>£4,098,831</b>	<b>32.9%</b>	<b>£3,084,965</b>	<b>18.3%</b>	<b>£2,607,305</b>	<b>-7.8%</b>	<b>£2,828,223</b>	<b>-7.5%</b>	<b>£3,056,947</b>
	Trade Creditors	£1,235,887	6.8%	£1,156,734	171.6%	£425,864	-36.2%	£667,603	3.8%	£643,320
	Bank Loans & Overdrafts	£556,168	500.1%	£92,673	-78.6%	£432,925	4.8%	£413,188	4.3%	£396,235
	Other Short Term Finance	£17,537	-14.2%	£20,437	152.3%	£8,099	142.6%	£3,339	51%	£2,211
	Miscellaneous Current Liabilities	£246,000	-11.9%	£279,344	36.3%	£204,986	0.5%	£204,028	-45.9%	£377,321
	<b>Total Current Liabilities</b>	<b>£2,055,592</b>	<b>32.7%</b>	<b>£1,549,188</b>	<b>44.5%</b>	<b>£1,071,874</b>	<b>-16.8%</b>	<b>£1,288,158</b>	<b>-9.2%</b>	<b>£1,419,087</b>
	Bank Loans & Overdrafts and LTL	£1,810,865	39.7%	£1,296,174	-24.1%	£1,707,391	3.7%	£1,646,312	0.5%	£1,638,123
	Other Long Term Finance	£1,139,146	1.7%	£1,119,990	-6.8%	£1,202,248	3.1%	£1,165,791	0.3%	£1,162,595
	<b>Total Long Term Liabilities</b>	<b>£1,254,697</b>	<b>4.3%</b>	<b>£1,203,501</b>	<b>-5.6%</b>	<b>£1,274,466</b>	<b>3.4%</b>	<b>£1,233,124</b>	<b>-0.7%</b>	<b>£1,241,888</b>

**Capital & Reserves**





	Date Of Accounts	31/10/17	(%)	31/10/16	(%)	31/10/15	(%)	31/10/14	(%)	31/10/13
	Called Up Share Capital	£100	-	£100	-	£100	-	£100	-	£100
	P & L Account Reserve	£1,704,741	30.3%	£1,307,915	9.4%	£1,196,073	-3.8%	£1,243,881	-21.1%	£1,575,826
	Revaluation Reserve	£9,519	-12.5%	£10,879	-12.5%	£12,433	-12.5%	£14,209	-12.5%	£16,238
	Sundry Reserves	-	-	-	-	-	-	-	-	-
	<b>Shareholder Funds</b>	<b>£1,714,360</b>	<b>30%</b>	<b>£1,318,894</b>	<b>9.1%</b>	<b>£1,208,606</b>	<b>-3.9%</b>	<b>£1,258,190</b>	<b>-21%</b>	<b>£1,592,164</b>

**DISCLAIMER** : This Report is **PRIVATE & CONFIDENTIAL** and it is prepared at the request of and for its use by the Subscriber only. The Subscriber shall use the contents of the Report merely as an aid to its business. Mira Inform Private Limited ("MIPL") has collated information/data in the Report, which have not been verified unless otherwise specifically mentioned in the Report. The Subscriber shall independently verify the accuracy and correctness of the information/data before in any way acting upon the same. MIPL shall not be liable for any harm, injury, loss or damage caused to the Subscriber due to default by the Subscriber's debtors/beneficiaries in fulfilling their obligations of any nature whatsoever. This Report or any of its portion shall not be used as a documentary evidence or otherwise before any investigative agencies or forum of law. This Report is confidential and proprietary to MIPL. The Subscriber and/or any other person(s) may not reproduce, publish or disclose any of the contents of the Report to others without the express authorization of MIPL. This Report is prepared and issued to the Subscriber without any risk, responsibility or liability on the part of MIPL or its officials.



**Other Financial Items**

	Date Of Accounts	31/10/17	(%)	31/10/16	(%)	31/10/15	(%)	31/10/14	(%)	31/10/13
	<b>Net Worth</b>	<b>£1,608,316</b>	<b>33%</b>	<b>£1,209,359</b>	<b>10.6%</b>	<b>£1,093,621</b>	<b>-6.7%</b>	<b>£1,171,879</b>	<b>-16.4%</b>	<b>£1,402,328</b>
	<b>Working Capital</b>	<b>£2,043,239</b>	<b>33%</b>	<b>£1,535,777</b>	<b>0%</b>	<b>£1,535,431</b>	<b>-0.3%</b>	<b>£1,540,065</b>	<b>-6%</b>	<b>£1,637,860</b>
	<b>Total Assets</b>	<b>£5,024,649</b>	<b>23.4%</b>	<b>£4,071,583</b>	<b>14.5%</b>	<b>£3,554,946</b>	<b>-5.9%</b>	<b>£3,779,472</b>	<b>-11.1%</b>	<b>£4,253,139</b>
	<b>Total Liabilities</b>	<b>£3,310,289</b>	<b>20.3%</b>	<b>£2,752,689</b>	<b>17.3%</b>	<b>£2,346,340</b>	<b>-6.9%</b>	<b>£2,521,282</b>	<b>-5.2%</b>	<b>£2,660,975</b>
	<b>Net Assets</b>	<b>£1,714,360</b>	<b>30%</b>	<b>£1,318,894</b>	<b>9.1%</b>	<b>£1,208,606</b>	<b>-3.9%</b>	<b>£1,258,190</b>	<b>-21%</b>	<b>£1,592,164</b>

**Cash Flow**

	Date Of Accounts	31/10/17	(%)	31/10/16	(%)	31/10/15	(%)	31/10/14	(%)	31/10/13
	Net Cashflow from Operations	-	-	-	-	-	-	-	-	-
	Net Cashflow before Financing	-	-	-	-	-	-	-	-	-
	Net Cashflow from Financing	-	-	-	-	-	-	-	-	-
	Increase in Cash	-	-	-	-	-	-	-	-	-















**Miscellaneous**

	Date Of Accounts	31/10/17	(%)	31/10/16	(%)	31/10/15	(%)	31/10/14	(%)	31/10/13
	Contingent Liability	YES	-	YES	-	YES	-	YES	-	YES
	Capital Employed	<b>£2,969,057</b>	<b>17.7%</b>	<b>£2,522,395</b>	<b>1.6%</b>	<b>£2,483,072</b>	<b>-0.3%</b>	<b>£2,491,314</b>	<b>-12.1%</b>	<b>£2,834,052</b>
	Number of Employees	58	7.4%	54	1.9%	53	6%	50	-3.8%	52
	Accountants									
	Auditors	GIBSON BOOTH								
	Auditor	The audit report contains no adverse comments								

**DISCLAIMER** : This Report is **PRIVATE & CONFIDENTIAL** and it is prepared at the request of and for its use by the Subscriber only. The Subscriber shall use the contents of the Report merely as an aid to its business. Mira Inform Private Limited ("MIPL") has collated information/data in the Report, which have not been verified unless otherwise specifically mentioned in the Report. The Subscriber shall independently verify the accuracy and correctness of the information/data before in any way acting upon the same. MIPL shall not be liable for any harm, injury, loss or damage caused to the Subscriber due to default by the Subscriber's debtors/beneficiaries in fulfilling their obligations of any nature whatsoever. This Report or any of its portion shall not be used as a documentary evidence or otherwise before any investigative agencies or forum of law. This Report is confidential and proprietary to MIPL. The Subscriber and/or any other person(s) may not reproduce, publish or disclose any of the contents of the Report to others without the express authorization of MIPL. This Report is prepared and issued to the Subscriber without any risk, responsibility or liability on the part of MIPL or its officials.

	Comments	
	Bankers	
	Bank Branch Code	

**Ratios**

	Date Of Accounts	31/10/17	31/10/16	31/10/15	31/10/14	31/10/13
	Pre-tax profit margin %	4.88	0.97	-2.89	-8.83	0.07
	Current ratio	1.99	1.99	2.43	2.20	2.15
	Sales/Net Working Capital	3.93	4.02	3.31	3.23	3.29
	Gearing %	105.60	98.30	141.30	130.80	102.90
	Equity in %	34.90	33.30	35.10	34.10	39.20
	Creditor Days	55.96	68.20	30.49	48.85	43.41
	Debtor Days	95.95	84.99	72.90	86.56	91.11
	Liquidity/Acid Test	1.15	1.16	1.25	1.19	1.21
	Return On Capital Employed %	13.21	2.36	-5.90	-17.63	0.13
	Return On Total Assets Employed %	7.80	1.46	-4.12	-11.62	0.09
	Current Debt Ratio	1.19	1.17	0.88	1.02	0.89
	Total Debt Ratio	1.93	2.08	1.94	2	1.67
	Stock Turnover Ratio %	21.39	20.72	24.92	26.03	24.58
	Return on Net Assets Employed %	22.88	4.52	-12.14	-34.91	0.24

**Report Notes**

There are no notes to display.

**Status History**

No Status History found

**EVENT HISTORY**

Date	Description
14/07/2018	Payment Data Update Received
13/07/2018	New Accounts Filed
13/07/2018	Payment Data Update Received

**DISCLAIMER** : This Report is **PRIVATE & CONFIDENTIAL** and it is prepared at the request of and for its use by the Subscriber only. The Subscriber shall use the contents of the Report merely as an aid to its business. Mira Inform Private Limited ("MIPL") has collated information/data in the Report, which have not been verified unless otherwise specifically mentioned in the Report. The Subscriber shall independently verify the accuracy and correctness of the information/data before in any way acting upon the same. MIPL shall not be liable for any harm, injury, loss or damage caused to the Subscriber due to default by the Subscriber's debtors/beneficiaries in fulfilling their obligations of any nature whatsoever. This Report or any of its portion shall not be used as a documentary evidence or otherwise before any investigative agencies or forum of law. This Report is confidential and proprietary to MIPL. The Subscriber and/or any other person(s) may not reproduce, publish or disclose any of the contents of the Report to others without the express authorization of MIPL. This Report is prepared and issued to the Subscriber without any risk, responsibility or liability on the part of MIPL or its officials.

06/07/2018	New Board Member Mr K.R. Jackson appointed
03/07/2018	Confirmation Statement
30/06/2017	Confirmation Statement
15/06/2017	New Accounts Filed
15/06/2017	New Accounts Filed
10/06/2017	Payment Data Update Received
06/06/2017	Payment Data Update Received
19/10/2016	Payment Data Update Received
07/09/2016	Payment Data Update Received
02/09/2016	Payment Data Update Received
06/08/2016	New Accounts Filed
02/07/2016	Annual Returns

## **PREVIOUS COMPANY NAMES**

Date	Previous Name
28/06/1993	YORKCO 101 LIMITED

### **Writ Details**

No writs found

## **STATISTICS**

**Group** 3 companies

**Linkages** 0 companies

**Countries** In 0 countries

## **SUMMARY**

<b>Holding Company</b>	BRANDON GROUP LIMITED
<b>Ownership Status</b>	Wholly Owned
<b>Ultimate Holding Company</b>	BRANDON GROUP LIMITED

### **Group Structure**

Company Name	Registered Number	Latest Key Financials	Consol. Accounts	Turnover

**DISCLAIMER** : This Report is **PRIVATE & CONFIDENTIAL** and it is prepared at the request of and for its use by the Subscriber only. The Subscriber shall use the contents of the Report merely as an aid to its business. Mira Inform Private Limited ("MIPL") has collated information/data in the Report, which have not been verified unless otherwise specifically mentioned in the Report. The Subscriber shall independently verify the accuracy and correctness of the information/data before in any way acting upon the same. MIPL shall not be liable for any harm, injury, loss or damage caused to the Subscriber due to default by the Subscriber's debtors/beneficiaries in fulfilling their obligations of any nature whatsoever. This Report or any of its portion shall not be used as a documentary evidence or otherwise before any investigative agencies or forum of law. This Report is confidential and proprietary to MIPL. The Subscriber and/or any other person(s) may not reproduce, publish or disclose any of the contents of the Report to others without the express authorization of MIPL. This Report is prepared and issued to the Subscriber without any risk, responsibility or liability on the part of MIPL or its officials.

BRANDON GROUP LIMITED	00818126	31.10.2017	Y	£8,037,984
BRANDON MEDICAL COMPAN...	02827189	31.10.2017	N	£8,037,984
BRANDON ELECTRONICS...	02859127	31.10.2017	N	

## **MORTGAGE DETAILS**

<b>Mortgage Type:</b>	
<b>Date Charge Created:</b>	17/12/13
<b>Date Charge Registered:</b>	18/12/13
<b>Date Charge Satisfied:</b>	-
<b>Status:</b>	OUTSTANDING
<b>Person(s) Entitled:</b>	HSBC BANK PLC;
<b>Amount Secured:</b>	
<b>Details:</b>	CONTAINS FIXED CHARGE.NOTIFICATION OF ADDITION TO OR AMENDMENT OF CHARGE.
<b>Mortgage Type:</b>	DEBENTURE
<b>Date Charge Created:</b>	25/01/11
<b>Date Charge Registered:</b>	27/01/11
<b>Date Charge Satisfied:</b>	-
<b>Status:</b>	OUTSTANDING
<b>Person(s) Entitled:</b>	HSBC BANK PLC
<b>Amount Secured:</b>	ALL MONIES DUE OR TO BECOME DUE FROM THE COMPANY TO THE CHARGEES ON ANY ACCOUNT WHATSOEVER
<b>Details:</b>	FIXED AND FLOATING CHARGE OVER THE UNDERTAKING AND ALL PROPERTY AND ASSETS PRESENT AND FUTURE, INCLUDING GOODWILL, BOOKDEBTS, UNCALLED CAPITAL, BUILDINGS, FIXTURES, FIXED PLANT & MACHINERY

<b>Mortgage Type:</b>	SINGLE DEBENTURE
<b>Date Charge Created:</b>	13/06/94
<b>Date Charge Registered:</b>	15/06/94
<b>Date Charge Satisfied:</b>	09/11/11
<b>Status:</b>	SATISFIED
<b>Person(s) Entitled:</b>	LLOYDS BANK PLC
<b>Amount Secured:</b>	
<b>Details:</b>	FIXED AND FLOATING CHARGES OVER THE UNDERTAKING AND ALL PROPERTY AND ASSETS PRESENT AND FUTURE INCLUDING GOODWILL BOOKDEBTS UNCALLED CAPITAL BUILDINGS FIXTURES FIXED PLANT AND MACHINERYSEE THE MORTGAGECHARGE DOCUMENT FOR FULL DETAILS

## **CREDITOR DETAILS**

	Total Number	Total Value
Trade Creditors	0	-

No Creditor Data

## **TRADE DEBTORS / BAD DEBT DETAIL**

	Total Number of Documented Trade	Total Value of Documented Trade
Trade Debtors	6	£19,831

Company Name	Amount	Statement Date
Firefly Medical Limited	£5,850	26/01/2011
D M C Electrical & Instrumentation Engineers Limited	£4,843	04/05/2011
A B Installations UK Limited	£4,662	21/10/2009
Aegis Healthcare Ltd	£2,343	13/06/2013
Kabel Management Services Limited	£1,673	08/03/2011
Technical Project Services Limited	£460	10/02/2010

## **PREVIOUS DIRECTOR/COMPANY SECRETARIES**

Name	Current Active Appointments	Previous Appointments	Dissolved Companies
Leslie Hoskin	2	3	6
Raymond Henderson	0	3	2
Andrzej Jerzy Kanczula	0	1	0
YORK PLACE COMPANY NOMINEES LIMITED	2	9283	23359
YORK PLACE COMPANY SECRETARIES LIMITED	14	9316	22982
Brian John Zealey	0	1	1

Total Persons With Significant Control	2	Total Statements	0
Active	2	Active	0
Ceased	0	Ceased	0

### **Active Persons With Significant Control**

**DISCLAIMER** : This Report is **PRIVATE & CONFIDENTIAL** and it is prepared at the request of and for its use by the Subscriber only. The Subscriber shall use the contents of the Report merely as an aid to its business. Mira Inform Private Limited ("MIPL") has collated information/data in the Report, which have not been verified unless otherwise specifically mentioned in the Report. The Subscriber shall independently verify the accuracy and correctness of the information/data before in any way acting upon the same. MIPL shall not be liable for any harm, injury, loss or damage caused to the Subscriber due to default by the Subscriber's debtors/beneficiaries in fulfilling their obligations of any nature whatsoever. This Report or any of its portion shall not be used as a documentary evidence or otherwise before any investigative agencies or forum of law. This Report is confidential and proprietary to MIPL. The Subscriber and/or any other person(s) may not reproduce, publish or disclose any of the contents of the Report to others without the express authorization of MIPL. This Report is prepared and issued to the Subscriber without any risk, responsibility or liability on the part of MIPL or its officials.

Name	Mr Adrian Alexander Hall	Kind	Individual Person With Significant Control
Address	Whitegate House Whitegate, East Keswick, Leeds	Country Of Residence	British
Post Code	LS17 9HB	Nationality	British
Date of Birth	05/1969	Notified On	06/04/2016
Nature Of Control	Significant Influence Or Control, Significant Influence Or Control As Firm		
Name	Mr Graeme Andrew Hall	Kind	Individual Person With Significant Control
Address	4 Garden Fold, Hipperholme, Halifax	Country Of Residence	England
Post Code	HX3 8HU	Nationality	British
Date of Birth	12/1962	Notified On	06/04/2016
Nature Of Control	Significant Influence Or Control, Significant Influence Or Control As Firm		

**Ceased Persons With Significant Control**

No Ceased Persons With Significant Control To Display

**Active Statements**

No Active Statements To Display

**Ceased Statements**

No Ceased Statements To Display

**FOREIGN EXCHANGE RATES**

Currency	Unit	Indian Rupees
US Dollar	1	INR 73.99
UK Pound	1	INR 94.10
Euro	1	INR 83.93
GBP	1	INR 94.84

**Note :** Above are approximate rates obtained from sources believed to be correct

**INFORMATION DETAILS**

Analysis Done by :	VIV
Report Prepared by :	SYL

**DISCLAIMER :** This Report is **PRIVATE & CONFIDENTIAL** and it is prepared at the request of and for its use by the Subscriber only. The Subscriber shall use the contents of the Report merely as an aid to its business. Mira Inform Private Limited ("MIPL") has collated information/data in the Report, which have not been verified unless otherwise specifically mentioned in the Report. The Subscriber shall independently verify the accuracy and correctness of the information/data before in any way acting upon the same. MIPL shall not be liable for any harm, injury, loss or damage caused to the Subscriber due to default by the Subscriber's debtors/beneficiaries in fulfilling their obligations of any nature whatsoever. This Report or any of its portion shall not be used as a documentary evidence or otherwise before any investigative agencies or forum of law. This Report is confidential and proprietary to MIPL. The Subscriber and/or any other person(s) may not reproduce, publish or disclose any of the contents of the Report to others without the express authorization of MIPL. This Report is prepared and issued to the Subscriber without any risk, responsibility or liability on the part of MIPL or its officials.

**RATING EXPLANATIONS**

Credit Rating	Explanation	Rating Comments
A++	Minimum Risk	Business dealings permissible with minimum risk of default
A+	Low Risk	Business dealings permissible with low risk of default
A	Acceptable Risk	Business dealings permissible with moderate risk of default
B	Medium Risk	Business dealings permissible on a regular monitoring basis
C	Medium High Risk	Business dealings permissible preferably on secured basis
D	High Risk	Business dealing not recommended or on secured terms only
NB	New Business	No recommendation can be done due to business in infancy stage
NT	No Trace	No recommendation can be done as the business is not traceable

NB is stated where there is insufficient information to facilitate rating. However, it is not to be considered as unfavourable.

This score serves as a reference to assess SC's credit risk and to set the amount of credit to be extended. It is calculated from a composite of weighted scores obtained from each of the major sections of this report. The assessed factors are as follows:

- Financial condition covering various ratios
- Company background and operations size
- Promoters / Management background
- Payment record
- Litigation against the subject
- Industry scenario / competitor analysis
- Supplier / Customer / Banker review (wherever available)