

MIRA INFORM REPORT

Report No. :	538096
Report Date :	03.11.2018

IDENTIFICATION DETAILS

Name :	CRODA EUROPE LIMITED
Formerly Known As :	CRODA CHEMICALS INTERNATIONAL LIMITED
Registered Office :	Cowick Hall Snaith Goole East Yorkshire DN14 9AA
Country :	United Kingdom
Financials (as on) :	31.12.2017
Date of Incorporation :	07.05.1920
Com. Reg. No.:	00167236
Legal Form :	Private Limited With Share Capital
Line of Business :	<ul style="list-style-type: none"> • Manufacture Of Pesticides And Other Agrochemical Products • Processing Of Chemicals.
No. of Employees :	918 (31.12.2017)

RATING & COMMENTS

(Mira Inform has adopted New Rating mechanism w.e.f. 23rd January 2017)

MIRA's Rating : A+

Credit Rating	Explanation	Rating Comments
A+	Low Risk	Business dealings permissible with low risk of default

Status :	Good
Payment Behaviour :	Regular
Litigation :	Clear

NOTES :

Any query related to this report can be made on e-mail : infodept@mirainform.com while quoting report number, name and date.

ECGC Country Risk Classification List

Country Name	Previous Rating (30.06.2018)	Current Rating (30.09.2018)
United Kingdom	A1	A1

Risk Category	ECGC Classification
Insignificant	A1
Low Risk	A2
Moderately Low Risk	B1
Moderate Risk	B2
Moderately High Risk	C1
High Risk	C2
Very High Risk	D

UNITED KINGDOM - ECONOMIC OVERVIEW

The UK, a leading trading power and financial center, is the third largest economy in Europe after Germany and France. Agriculture is intensive, highly mechanized, and efficient by European standards, producing about 60% of food needs with less than 2% of the labor force. The UK has large coal, natural gas, and oil resources, but its oil and natural gas reserves are declining; the UK has been a net importer of energy since 2005. Services, particularly banking, insurance, and business services, are key drivers of British GDP growth. Manufacturing, meanwhile, has declined in importance but still accounts for about 10% of economic output.

In 2008, the global financial crisis hit the economy particularly hard, due to the importance of its financial sector. Falling home prices, high consumer debt, and the global economic slowdown compounded the UK's economic problems, pushing the economy into recession in the latter half of 2008 and prompting the then BROWN (Labour) government to implement a number of measures to stimulate the economy and stabilize the financial markets. Facing burgeoning public deficits and debt levels, in 2010 the then CAMERON-led coalition government (between Conservatives and Liberal Democrats) initiated an austerity program, which has continued under the Conservative government. However, the deficit still remains one of the highest in the G7, standing at 3.6% of GDP as of 2017, and the UK has pledged to lower its corporation tax from 20% to 17% by 2020. The UK had a debt burden of 90.4% GDP at the end of 2017.

The UK economy has begun to slow since the referendum vote to leave the EU in June 2016. A sustained depreciation of the British pound has increased consumer and producer prices, weighing on consumer spending without spurring a meaningful increase in exports. The UK has an extensive trade relationship with other EU members through its single market membership, and economic observers have warned the exit will jeopardize its position as the central location for European financial services. Prime Minister MAY is seeking a new "deep and special" trade relationship with the EU following the UK's exit. However, economists doubt that the UK will be able to preserve the benefits of EU membership without the obligations. The UK is expected to officially leave the EU by the end of March 2019.

Source : CIA

COMPANY NAME

CRODA EUROPE LIMITED

COMPANY NO

00167236

COMPANY SUMMARY

Registered Address	COWICK HALL SNAITH GOOLE EAST YORKSHIRE DN14 9AA
Trading Address	Cowick Hall Snaith Goole North Humberside DN14 9AA
Trading Address	European Finance Centre, Unit 3 Hesslewood Office Park, Ferrhly Road, Hull, North Humberside HU 13 0QF
Website Address	http://www.crodacropcare.com
Telephone Number	01405860551
Fax Number	
TPS	No
FPS	Yes
Incorporation Date	07/05/1920
Previous Name	CRODA CHEMICALS INTERNATIONAL LIMITED
Type	Private limited with Share Capital
FTSE Index	-
Date of Change	03/01/2012
Filing Date of Accounts	14/05/2018
Currency	GBP
Share Capital	£29,383,803
SIC07	20200
Charity Number	-
SIC07 Description	MANUFACTURE OF PESTICIDES AND OTHER AGROCHEMICAL PRODUCTS
Principal Activity	Processing of chemicals.

ADDITIONAL INFORMATION

CCJ's	0 (£0)
No CCJ Information To Display	
Ultimate Holding Company	CRODA INTERNATIONAL PUBLIC LIMITED COMPANY
Accountant	-
Mortgages	0
Group	43 companies
Linkages	206 companies
Countries	In 35 countries

KEY FINANCIALS

Year to Date	Turnover	Pre Tax Profit	Shareholder's Funds	Employees
31/12/2017	£647,803,000	£102,721,000	£323,013,000	918
31/12/2016	£583,923,000	£102,843,000	£196,361,000	921
31/12/2015	£556,447,000	£84,434,000	£249,350,000	879

MORTGAGE SUMMARY

Total Mortgage	0
Outstanding	0
Satisfied	0

TRADE DEBTORS / BAD DEBT SUMMARY

Total Number of Documented Trade	0
Total Value of Documented Trade	£0

ACQUIRED COMPANIES

Date	26/10/2018
Acquiring Company	CRODA EUROPE LIMITED (00167236)
Acquired Company	Plant Impact plc (05442961)
Consideration Part 1	-
Consideration Part 2	-
Contact Details	Conleth Campbell, +44 (0) 140 586 0551

DISCLAIMER : This Report is **PRIVATE & CONFIDENTIAL** and it is prepared at the request of and for its use by the Subscriber only. The Subscriber shall use the contents of the Report merely as an aid to its business. Mira Inform Private Limited ("MIPL") has collated information/data in the Report, which have not been verified unless otherwise specifically mentioned in the Report. The Subscriber shall independently verify the accuracy and correctness of the information/data before in any way acting upon the same. MIPL shall not be liable for any harm, injury, loss or damage caused to the Subscriber due to default by the Subscriber's debtors/beneficiaries in fulfilling their obligations of any nature whatsoever. This Report or any of its portion shall not be used as a documentary evidence or otherwise before any investigative agencies or forum of law. This Report is confidential and proprietary to MIPL. The Subscriber and/or any other person(s) may not reproduce, publish or disclose any of the contents of the Report to others without the express authorization of MIPL. This Report is prepared and issued to the Subscriber without any risk, responsibility or liability on the part of MIPL or its officials.

Additional Details	-
---------------------------	---

COMMENTARY

This company's return on total assets employed ratio indicates a highly efficient use of assets.
This company has only made late payments on a low percentage of invoices.
This company's ratio of total liabilities to total assets indicates the presence of moderate equity funding.
The company has more cash than short term bank borrowings.
This company trades in an industry with a moderate level of corporate failures.

CCJ

Total Number of Exact CCJs -	0	Total Value of Exact CCJs -	
Total Number of Possible CCJs -	0	Total Value of Possible CCJs -	
Total Number of Satisfied CCJs -	0	Total Value of Satisfied CCJs -	
Total Number of Writs -	-		

Total Current Directors	8	Total Current Secretaries	1
Total Previous Directors / Company Secretaries	20	Total Person's With Significant Control	1

CURRENT DIRECTORS

Title	Mr	Function	Director
Name	Stuart Arnott	Nationality	British
Date of Birth	03/1966	Present Appointments	11
Latest Address	Cowick Hall, Snaith Goole, East Yorkshire	Appointment Date	28/06/2017
Post Code	DN14 9AA		
Title	Mr	Function	Director
Name	Stephen Edward Foots	Nationality	British
Date of Birth	09/1968	Present Appointments	12
Latest Address	Cowick Hall, Snaith Goole, East Yorkshire	Appointment Date	01/01/2012
Post Code	DN14 9AA		
Title	Mr	Function	Director

DISCLAIMER : This Report is **PRIVATE & CONFIDENTIAL** and it is prepared at the request of and for its use by the Subscriber only. The Subscriber shall use the contents of the Report merely as an aid to its business. Mira Inform Private Limited ("MIPL") has collated information/data in the Report, which have not been verified unless otherwise specifically mentioned in the Report. The Subscriber shall independently verify the accuracy and correctness of the information/data before in any way acting upon the same. MIPL shall not be liable for any harm, injury, loss or damage caused to the Subscriber due to default by the Subscriber's debtors/beneficiaries in fulfilling their obligations of any nature whatsoever. This Report or any of its portion shall not be used as a documentary evidence or otherwise before any investigative agencies or forum of law. This Report is confidential and proprietary to MIPL. The Subscriber and/or any other person(s) may not reproduce, publish or disclose any of the contents of the Report to others without the express authorization of MIPL. This Report is prepared and issued to the Subscriber without any risk, responsibility or liability on the part of MIPL or its officials.

CRODA EUROPE LIMITED - 538096

PAGE NO. : 7

Name	Martin Conleth Campbell	Nationality	British
Date of Birth	09/1968	Present Appointments	5
Latest Address	Cowick Hall, Snaith Goole, East Yorkshire	Appointment Date	01/01/2012
Post Code	DN14 9AA		
Title	Mrs	Function	Director
Name	Sandra Elaine Breene	Nationality	British
Date of Birth	12/1968	Present Appointments	4
Latest Address	Cowick Hall, Snaith Goole, East Yorkshire	Appointment Date	01/01/2012
Post Code	DN14 9AA		
Title	Mr	Function	Director
Name	Thomas Michael Brophy	Nationality	British
Date of Birth	12/1973	Present Appointments	19
Latest Address	Cowick Hall, Snaith Goole, East Yorkshire	Appointment Date	03/07/2017
Post Code	DN14 9AA		
Title	Mr	Function	Director
Name	Paul Anthony Newton	Nationality	British
Date of Birth	07/1967	Present Appointments	2
Latest Address	Cowick Hall, Snaith Goole, East Yorkshire	Appointment Date	02/02/2015
Post Code	DN14 9AA		
Title	Mr	Function	Director
Name	Maarten Willem Heijbroek	Nationality	Dutch
Date of Birth	01/1965	Present Appointments	2
Latest Address	Cowick Hall, Snaith Goole, East Yorkshire	Appointment Date	28/06/2017
Post Code	DN14 9AA		
Title	Mr	Function	Director
Name	Anthony Damien Fitzpatrick	Nationality	British
Date of Birth	09/1968	Present Appointments	3
Latest Address	Cowick Hall, Snaith Goole, East Yorkshire	Appointment Date	03/07/2017
Post Code	DN14 9AA		

CURRENT COMPANY SECRETARY

Title	Mr	Function	Company Secretary
Name	Thomas Michael Brophy	Nationality	
Date of Birth	-	Present Appointments	1
Latest Address	Cowick Hall, Snaith Goole, East Yorkshire	Appointment Date	10/12/2012
Post Code	DN14 9AA		













DISCLAIMER : This Report is **PRIVATE & CONFIDENTIAL** and it is prepared at the request of and for its use by the Subscriber only. The Subscriber shall use the contents of the Report merely as an aid to its business. Mira Inform Private Limited ("MIPL") has collated information/data in the Report, which have not been verified unless otherwise specifically mentioned in the Report. The Subscriber shall independently verify the accuracy and correctness of the information/data before in any way acting upon the same. MIPL shall not be liable for any harm, injury, loss or damage caused to the Subscriber due to default by the Subscriber's debtors/beneficiaries in fulfilling their obligations of any nature whatsoever. This Report or any of its portion shall not be used as a documentary evidence or otherwise before any investigative agencies or forum of law. This Report is confidential and proprietary to MIPL. The Subscriber and/or any other person(s) may not reproduce, publish or disclose any of the contents of the Report to others without the express authorization of MIPL. This Report is prepared and issued to the Subscriber without any risk, responsibility or liability on the part of MIPL or its officials.

TOP SHAREHOLDERS




Name	Currency	Share Count	Share Type	Nominal Value	% of Total Share Count
CRODA INVESTMENTS NO 3 LIMITED	GBP	28,858,803	ORDINARY	1	98.21
CRODA INVESTMENTS NO 3 LIMITED	GBP	525,000	PREFERENCE	1	1.79

FINANCIAL













Profit & Loss

	Date Of Accounts	31/12/17	(%)	31/12/16	(%)	31/12/15	(%)	31/12/14	(%)	31/12/13
	Weeks	52	(%)	52	(%)	52	(%)	52	(%)	52
	Currency	GBP	(%)	GBP	(%)	GBP	(%)	GBP	(%)	GBP
	Consolidated A/cs	N	(%)	N	(%)	N	(%)	N	(%)	N
	Turnover	£647,803,000	10.9%	£583,923,000	4.9%	£556,447,000	1.5%	£548,020,000	-6.5%	£586,174,000
	Export	£243,739,000	13.9%	£214,058,000	-2%	£218,441,000	16.4%	£187,706,000	-1.4%	£190,427,000
	Cost of Sales	£482,759,000	10.3%	£437,718,000	4.6%	£418,433,000	-2.1%	£427,299,000	-6.5%	£456,858,000
	Gross Profit	£165,044,000	12.9%	£146,205,000	5.9%	£138,014,000	14.3%	£120,721,000	-6.6%	£129,316,000
	Wages & Salaries	£52,965,000	6.9%	£49,535,000	4.2%	£47,552,000	18.2%	£40,218,000	-46.7%	£75,399,000
	Directors Emoluments	£208,000	-1.9%	£212,000	21.1%	£175,000	201.7%	£58,000	-85.6%	£404,000
	Operating Profit	£100,033,000	2.6%	£97,535,000	15.3%	£84,567,000	12.9%	£74,905,000	66.1%	£45,100,000
	Depreciation	£7,866,000	-0.4%	£7,899,000	7.8%	£7,326,000	-11.4%	£8,264,000	16.5%	£7,096,000
	Audit Fees	£141,000	2.9%	£137,000	3%	£133,000	3.1%	£129,000	3.2%	£125,000
	Interest Payments	£2,433,000	69%	£1,440,000	-55.4%	£3,228,000	-42.8%	£5,642,000	103.5%	£2,773,000
	Pre Tax Profit	£102,721,000	-0.1%	£102,843,000	21.8%	£84,434,000	16%	£72,777,000	58.2%	£46,014,000
	Taxation	-£20,003,000	0.1%	-£20,016,000	-16.6%	-£17,171,000	-17%	-£14,677,000	-42.4%	-£10,308,000






DISCLAIMER : This Report is **PRIVATE & CONFIDENTIAL** and it is prepared at the request of and for its use by the Subscriber only. The Subscriber shall use the contents of the Report merely as an aid to its business. Mira Inform Private Limited ("MIPL") has collated information/data in the Report, which have not been verified unless otherwise specifically mentioned in the Report. The Subscriber shall independently verify the accuracy and correctness of the information/data before in any way acting upon the same. MIPL shall not be liable for any harm, injury, loss or damage caused to the Subscriber due to default by the Subscriber's debtors/beneficiaries in fulfilling their obligations of any nature whatsoever. This Report or any of its portion shall not be used as a documentary evidence or otherwise before any investigative agencies or forum of law. This Report is confidential and proprietary to MIPL. The Subscriber and/or any other person(s) may not reproduce, publish or disclose any of the contents of the Report to others without the express authorization of MIPL. This Report is prepared and issued to the Subscriber without any risk, responsibility or liability on the part of MIPL or its officials.

		00		00	%	00		00	%	00
	Profit After Tax	£82,718,000	- 0.1%	£82,827,000	23.1 %	£67,263,000	15.8 %	£58,100,000	62.7 %	£35,706,000
	Dividends Payable	£40,000,000	- 55.6 %	£90,000,000	-	-	- 100%	£40,000,000	- 27.3 %	£55,000,000
	Retained Profit	£42,718,000	695.5 %	- £7,173,000	- 110.7 %	£67,263,000	271.6 %	£18,100,000	193.8 %	- £19,294,000






Balance Sheet

	Date Of Accounts	31/12/17	(%)	31/12/16	(%)	31/12/15	(%)	31/12/14	(%)	31/12/13
	Tangible Assets	£113,782,000	18.8 %	£95,807,000	12.6 %	£85,118,000	- 15.9 %	£101,224,000	33.1 %	£76,039,000
	Intangible Assets	£68,819,000	2.1%	£67,399,000	- 0.1%	£67,453,000	- 1.6%	£68,568,000	3.4%	£66,291,000
	Total Fixed Assets	£182,601,000	11.9 %	£163,206,000	7%	£152,571,000	- 10.1 %	£169,792,000	19.3 %	£142,330,000
	Stock	£124,622,000	16.3 %	£107,162,000	-1%	£108,255,000	5.3%	£102,759,000	1.9%	£100,820,000
	Trade Debtors	£23,152,000	3.9%	£22,282,000	27.5 %	£17,475,000	171.6 %	£6,435,000	- 67.7 %	£19,932,000
	Cash	£6,680,000	3.3%	£6,468,000	- 89.8 %	£63,112,000	- 14.7 %	£73,974,000	18.9 %	£62,233,000
	Other Debtors	£176,110,000	13%	£155,878,000	271.5 %	£41,957,000	3.7%	£40,459,000	14.2 %	£35,432,000
	Miscellaneous Current Assets	0	-	0	-	0	-	0	-	0
	Total Current Assets	£330,564,000	13.3 %	£291,790,000	26.4 %	£230,799,000	3.2%	£223,627,000	2.4%	£218,417,000
	Trade Creditors	£27,762,000	25%	£22,218,000	- 0.7%	£22,377,000	- 5.8%	£23,760,000	2.6%	£23,161,000
	Bank Loans & Overdrafts	£509,000	26.9 %	£401,000	-94%	£6,736,000	- 39.8 %	£11,187,000	- 14.7 %	£13,109,000
	Other Short Term Finance	£61,020,000	235.6 %	£18,181,000	- 55.8 %	£41,168,000	- 81.3 %	£220,626,000	999.9 %	£13,213,000



DISCLAIMER : This Report is **PRIVATE & CONFIDENTIAL** and it is prepared at the request of and for its use by the Subscriber only. The Subscriber shall use the contents of the Report merely as an aid to its business. Mira Inform Private Limited ("MIPL") has collated information/data in the Report, which have not been verified unless otherwise specifically mentioned in the Report. The Subscriber shall independently verify the accuracy and correctness of the information/data before in any way acting upon the same. MIPL shall not be liable for any harm, injury, loss or damage caused to the Subscriber due to default by the Subscriber's debtors/beneficiaries in fulfilling their obligations of any nature whatsoever. This Report or any of its portion shall not be used as a documentary evidence or otherwise before any investigative agencies or forum of law. This Report is confidential and proprietary to MIPL. The Subscriber and/or any other person(s) may not reproduce, publish or disclose any of the contents of the Report to others without the express authorization of MIPL. This Report is prepared and issued to the Subscriber without any risk, responsibility or liability on the part of MIPL or its officials.

	Miscellaneous Current Liabilities	£79,623,000	26.4 %	£62,979,000	57.6 %	£39,966,000	- 33.3 %	£59,901,000	15.8 %	£51,714,000
	Total Current Liabilities	£168,914,000	62.8 %	£103,779,000	- 5.9%	£110,247,000	- 65.1 %	£315,474,000	211.7 %	£101,197,000
	Bank Loans & Overdrafts and LTL	£21,747,000	-86%	£155,257,000	408.9 %	£30,509,000	- 64.6 %	£86,094,000	- 61.4 %	£223,185,000
	Other Long Term Finance	0	-	0	-	0	- 100%	£68,257,000	- 66.4 %	£203,090,000
	Total Long Term Liabilities	£21,238,000	- 86.3 %	£154,856,000	551.4 %	£23,773,000	- 68.3 %	£74,907,000	- 64.3 %	£210,076,000




Capital & Reserves

	Date Of Accounts	31/12/17	(%)	31/12/16	(%)	31/12/15	(%)	31/12/14	(%)	31/12/13
	Called Up Share Capital	£6,297,000	-	£6,297,000	-	£6,297,000	-	£6,297,000	-	£6,297,000
	P & L Account Reserve	£166,656,000	316.6 %	£40,004,000	- 57%	£92,993,000	999.9 %	£3,319,000	- 107.7 %	£43,117,000
	Revaluation Reserve	£60,000	-	£60,000	-	£60,000	-	£60,000	-	£60,000
	Sundry Reserves	£150,000,000	-	£150,000,000	-	£150,000,000	-	-	-	-
	Shareholder Funds	£323,013,000	64.5 %	£196,361,000	- 21.3 %	£249,350,000	999.9 %	£3,038,000	- 93.9 %	£49,474,000





Other Financial Items

	Date Of Accounts	31/12/17	(%)	31/12/16	(%)	31/12/15	(%)	31/12/14	(%)	31/12/13
	Net Worth	£254,194,000	97.1 %	£128,962,000	- 29.1 %	£181,897,000	377.6 %	£65,530,000	- 289.7 %	£16,817,000
	Working Capital	£161,650,000	- 14%	£188,011,000	56%	£120,552,000	231.3 %	£91,847,000	- 178.4 %	£117,220,000



DISCLAIMER : This Report is **PRIVATE & CONFIDENTIAL** and it is prepared at the request of and for its use by the Subscriber only. The Subscriber shall use the contents of the Report merely as an aid to its business. Mira Inform Private Limited ("MIPL") has collated information/data in the Report, which have not been verified unless otherwise specifically mentioned in the Report. The Subscriber shall independently verify the accuracy and correctness of the information/data before in any way acting upon the same. MIPL shall not be liable for any harm, injury, loss or damage caused to the Subscriber due to default by the Subscriber's debtors/beneficiaries in fulfilling their obligations of any nature whatsoever. This Report or any of its portion shall not be used as a documentary evidence or otherwise before any investigative agencies or forum of law. This Report is confidential and proprietary to MIPL. The Subscriber and/or any other person(s) may not reproduce, publish or disclose any of the contents of the Report to others without the express authorization of MIPL. This Report is prepared and issued to the Subscriber without any risk, responsibility or liability on the part of MIPL or its officials.

	Total Assets	£513,165,000	12.8%	£454,996,000	18.7%	£383,370,000	-2.6%	£393,419,000	9.1%	£360,747,000
	Total Liabilities	£190,152,000	-26.5%	£258,635,000	93%	£134,020,000	-65.7%	£390,381,000	25.4%	£311,273,000
	Net Assets	£323,013,000	64.5%	£196,361,000	-21.3%	£249,350,000	999.9%	£3,038,000	-93.9%	£49,474,000









Cash Flow

	Date Of Accounts	31/12/17	(%)	31/12/16	(%)	31/12/15	(%)	31/12/14	(%)	31/12/13
	Net Cashflow from Operations	-	-	-	-	-	-	-	-	-
	Net Cashflow before Financing	-	-	-	-	-	-	-	-	-
	Net Cashflow from Financing	-	-	-	-	-	-	-	-	-
	Increase in Cash	-	-	-	-	-	-	-	-	-

Miscellaneous

	Date Of Accounts	31/12/17	(%)	31/12/16	(%)	31/12/15	(%)	31/12/14	(%)	31/12/13
	Contingent Liability	NO	-	NO	-	NO	-	NO	-	NO
	Capital Employed	£344,251,000	-2%	£351,217,000	28.6%	£273,123,000	250.4%	£77,945,000	-70%	£259,550,000
	Number of Employees	918	-0.3%	921	4.8%	879	0.7%	873	1.4%	861
	Accountants									
	Auditors	PRICEWATERHOUSECOOPERS LLP								
	Auditor Comments	The audit report contains no adverse comments								
	Bankers									
	Bank Branch Code									

RATIOS

	Date Of Accounts	31/12/17	31/12/16	31/12/15	31/12/14	31/12/13
	Pre-tax profit margin %	15.86	17.61	15.17	13.28	7.85
	Current ratio	1.96	2.81	2.09	0.71	2.16
	Sales/Net Working Capital	4.01	3.11	4.62	-5.97	5
	Gearing %	6.70	79.10	12.20	2833.90	451.10
	Equity in %	72.70	50.70	78.90	0.90	16.80
	Creditor Days	15.59	13.85	14.63	15.78	14.38
	Debtor Days	13	13.88	11.43	4.27	12.37
	Liquidity/Acid Test	1.21	1.77	1.11	0.38	1.16
	Return On Capital Employed %	29.83	29.28	30.91	93.36	17.72
	Return On Total Assets Employed %	20.01	22.60	22.02	18.49	12.75
	Current Debt Ratio	0.52	0.52	0.44	103.84	2.04
	Total Debt Ratio	0.58	1.31	0.53	128.49	6.29
	Stock Turnover Ratio %	19.23	18.35	19.45	18.75	17.19
	Return on Net Assets Employed %	31.80	52.37	33.86	2395.55	93

Report Notes

There are no notes to display.

Status History

No Status History found

EVENT HISTORY

Date	Description
24/05/2018	Payment Data Update Received
23/05/2018	New Accounts Filed
23/05/2018	New Accounts Filed
25/04/2018	Confirmation Statement
07/07/2017	Payment Data Update Received
06/07/2017	New Accounts Filed
06/07/2017	New Accounts Filed
05/07/2017	New Board Member Mr A.D. Fitzpatrick appointed
05/07/2017	New Board Member Mr T.M. Brophy appointed
03/07/2017	New Board Member Mr S. Arnott appointed

DISCLAIMER : This Report is **PRIVATE & CONFIDENTIAL** and it is prepared at the request of and for its use by the Subscriber only. The Subscriber shall use the contents of the Report merely as an aid to its business. Mira Inform Private Limited ("MIPL") has collated information/data in the Report, which have not been verified unless otherwise specifically mentioned in the Report. The Subscriber shall independently verify the accuracy and correctness of the information/data before in any way acting upon the same. MIPL shall not be liable for any harm, injury, loss or damage caused to the Subscriber due to default by the Subscriber's debtors/beneficiaries in fulfilling their obligations of any nature whatsoever. This Report or any of its portion shall not be used as a documentary evidence or otherwise before any investigative agencies or forum of law. This Report is confidential and proprietary to MIPL. The Subscriber and/or any other person(s) may not reproduce, publish or disclose any of the contents of the Report to others without the express authorization of MIPL. This Report is prepared and issued to the Subscriber without any risk, responsibility or liability on the part of MIPL or its officials.

30/06/2017	New Board Member Mr M.W. Heijbroek appointed
18/04/2017	Confirmation Statement
08/12/2016	Payment Data Update Received
16/11/2016	Payment Data Update Received
12/10/2016	Payment Data Update Received

PREVIOUS COMPANY NAMES

Date	Previous Name
03/01/2012	CRODA CHEMICALS INTERNATIONAL LIMITED
31/12/1981	CRODA FOOD INGREDIENTS GROUP LIMITED
03/10/1981	CRODA FOOD INGREDIENTS GROUP LIMITED
01/05/1972	CRODA BRITISH GLUES LIMITED
08/04/1969	BRITISH GLUE & CHEMICALS LIMITED

Writ Details

No writs found

STATISTICS

Group	43 companies
Linkages	206 companies
Countries	In 35 countries

SUMMARY

Holding Company	CRODA INVESTMENTS NO 3 LIMITED
Ownership Status	Wholly Owned
Ultimate Holding Company	CRODA INTERNATIONAL PUBLIC LIMITED COMPANY

GROUP STRUCTUREFULL

Company Name	Registered Number	Latest Key Financials	Consol. Accounts	Turnover
☐ CRODA INTERNATIONAL PUBL...	00206132	31.12.2017	Y	£1,373,100,000
☐ CRODA DISTILLATES LIMITED	00143637	31.12.2017	N	
┆ CRODA SOLVENTS LIMITED	02270373	31.12.2017	N	
┆ UNIQEMA LIMITED	03427461	31.12.2017	N	
┆ SOUTHERTON INVESTMENTS...	04249884	31.12.2017	N	
┆ CRODA ENTERPRISES LIMITED	05519611	31.12.2017	N	
┆ CRODA PENSION TRUSTEES...	07338892	31.12.2017	N	
☐ CRODA INVESTMENTS NO 3...	09926779	31.12.2017	N	
☐ CRODA EUROPE LIMITED	00167236	31.12.2017	N	£647,803,000
┆ CRODA HYDROCARBONS...	00214670	31.12.2017	N	
☐ PLANT IMPACT LIMITED	05442961	31.07.2017	Y	£8,450,000
┆ BIO FUTURES PI LI...	04991791	31.07.2017	N	
┆ P. I. BIOSCIENCE...	04691963	31.07.2017	N	£8,450,000
┆ CRODA APPLICATION...	00050620	31.12.2017	N	
┆ CRODA CE LIMITED	00064647	31.12.2017	N	
┆ CRODA CHEMICALS LI...	00452816	31.12.2017	N	
┆ CRODA COLLOIDS LIM...	00087089	31.12.2017	N	
┆ CRODA(GOOLE)LIMITED	00645988	31.12.2017	N	
┆ CRODA JDH LIMITED	03672953	31.12.2017	N	
┆ CRODA LEEK LIMITED	00404209	31.12.2017	N	
┆ CRODA LIMITED	00446902	31.12.2017	N	
┆ CRODA UNIVERSAL LI...	00117512	31.12.2017	N	
☐ CRODA OVERSEAS HOLDI...	03360096	31.12.2017	N	
┆ CRODA INVESTMENTS...	08309279	31.12.2017	N	
┆ BROOKSTONE CHEMICALS L...	01243255	31.12.2017	N	
┆ COWICK HALL TRUSTEES L...	03406630	31.12.2017	N	
┆ CRODA (CPI) LIMITED	SC000961	31.12.2017	N	
┆ CRODA COSMETICS (EUROP...	02164010	31.12.2017	N	

DISCLAIMER : This Report is **PRIVATE & CONFIDENTIAL** and it is prepared at the request of and for its use by the Subscriber only. The Subscriber shall use the contents of the Report merely as an aid to its business. Mira Inform Private Limited ("MIPL") has collated information/data in the Report, which have not been verified unless otherwise specifically mentioned in the Report. The Subscriber shall independently verify the accuracy and correctness of the information/data before in any way acting upon the same. MIPL shall not be liable for any harm, injury, loss or damage caused to the Subscriber due to default by the Subscriber's debtors/beneficiaries in fulfilling their obligations of any nature whatsoever. This Report or any of its portion shall not be used as a documentary evidence or otherwise before any investigative agencies or forum of law. This Report is confidential and proprietary to MIPL. The Subscriber and/or any other person(s) may not reproduce, publish or disclose any of the contents of the Report to others without the express authorization of MIPL. This Report is prepared and issued to the Subscriber without any risk, responsibility or liability on the part of MIPL or its officials.

CRODA COSMETICS & TOIL...	00033527	31.12.2017	N	
CRODA FOOD SERVICES LI...	00823397	31.12.2017	N	
CRODA INVESTMENTS INC	N/A	-	-	
CRODA INVESTMENTS NO...	08309254	31.12.2017	N	
CRODA POLYMERS INTERNA...	00420175	31.12.2017	N	
CRODA RESINS LIMITED	00391355	31.12.2017	N	
CRODA TRUSTEES LIMITED	00444139	31.12.2017	N	
CRODA WORLD TRADERS LI...	00155113	31.12.2017	N	
CRODA BAKERY SERVICE...	00538009	31.12.2017	N	
CRODA BOWMANS CHEMIC...	00084189	31.12.2017	N	
CRODA FIRE FIGHTING...	01292889	31.12.2017	N	
JOHN L.SEATON & CO.,...	00038011	31.12.2017	N	
SOWERBY AND CO.,LIMITED	00007362	31.12.2017	N	
TECHNICAL AND ANALYTIC...	01149651	31.12.2017	N	
UNIQEMA UK LIMITED	00155012	31.12.2017	N	

OTHER LINKED COMPANIES

Name	Number	Latest Key Financials	Turnover
CRODA (THAILAND) CO	11021358	31.12.2017	13,947,064
COATS GROUP PLC	00103548	31.12.2017	£1,137,702,448
BROWN SHIPLEY & CO. LIMITED	00398426	31.12.2017	£57,167,000
COATS FINANCE CO. LIMITED	02591134	31.12.2017	
GUINNESS PEAT GROUP INTERNATIONAL HOLDINGS B.V.	33239865	31.12.2016	
ROBINSON MILLING SYSTEMS LIMITED	00659517	31.12.2005	
CRODA CHOCQUES	348181736	31.12.2017	€24,067,864
COATS GLOBAL SERVICES LIMITED	04952167	31.12.2017	£154,000
B.M. ESTATES LIMITED	01032353	31.12.2017	£111,000
COATS ITALY S.R.L.	MI1888576	31.12.2013	€30,838,546
GRIFFIN SA LIMITED	00141074	31.12.2017	
COATS OPTI GERMANY GMBH	HRB 200582	31.12.2016	
COATS THREAD GERMANY GMBH	HRB 701727	31.12.2016	€36,558,743
I.R.B. - ISTITUTO DI RICERCHE BIOTECNOLOGICHE S.P.A.	VI273552	31.12.2016	€3,200,234
CRODA FRANCE	414687921	31.12.2017	€78,695,578

DISCLAIMER : This Report is **PRIVATE & CONFIDENTIAL** and it is prepared at the request of and for its use by the Subscriber only. The Subscriber shall use the contents of the Report merely as an aid to its business. Mira Inform Private Limited ("MIPL") has collated information/data in the Report, which have not been verified unless otherwise specifically mentioned in the Report. The Subscriber shall independently verify the accuracy and correctness of the information/data before in any way acting upon the same. MIPL shall not be liable for any harm, injury, loss or damage caused to the Subscriber due to default by the Subscriber's debtors/beneficiaries in fulfilling their obligations of any nature whatsoever. This Report or any of its portion shall not be used as a documentary evidence or otherwise before any investigative agencies or forum of law. This Report is confidential and proprietary to MIPL. The Subscriber and/or any other person(s) may not reproduce, publish or disclose any of the contents of the Report to others without the express authorization of MIPL. This Report is prepared and issued to the Subscriber without any risk, responsibility or liability on the part of MIPL or its officials.

COATS FRANCE	348275314	31.12.2017	€3,850,939
TOOTAL TEXTILES INTERNATIONAL LIMITED	00424649	31.12.2005	
MEZ CRAFTS NETHERLANDS B.V.	17000184	31.12.2016	
CRODA SYNTHETIC CHEMICALS LIMITED	00423986	31.12.2004	
TOT (THIRTY-FOUR) LIMITED	00576591	31.12.2002	

PREVIOUS DIRECTOR/COMPANY SECRETARIES

Name	Current Active Appointments	Previous Appointments	Dissolved Companies
Michael Humphrey	3	10	0
George Edwin Bates	0	56	176
George Edwin Bates	0	56	176
John Roy Ainger	1	40	88
Albert Roy Fenney	0	19	16
Clifford Holt	0	1	2
Geoffrey David Bull	1	18	2
David James Clifton	0	5	1
Derek Mather	0	5	0
Anthony Craig Longden	0	6	3
John Stephen Pitt	0	1	3
John Gordon Raeside	0	1	1
Keith George Grant Hopkins	0	20	8

DISCLAIMER : This Report is **PRIVATE & CONFIDENTIAL** and it is prepared at the request of and for its use by the Subscriber only. The Subscriber shall use the contents of the Report merely as an aid to its business. Mira Inform Private Limited ("MIPL") has collated information/data in the Report, which have not been verified unless otherwise specifically mentioned in the Report. The Subscriber shall independently verify the accuracy and correctness of the information/data before in any way acting upon the same. MIPL shall not be liable for any harm, injury, loss or damage caused to the Subscriber due to default by the Subscriber's debtors/beneficiaries in fulfilling their obligations of any nature whatsoever. This Report or any of its portion shall not be used as a documentary evidence or otherwise before any investigative agencies or forum of law. This Report is confidential and proprietary to MIPL. The Subscriber and/or any other person(s) may not reproduce, publish or disclose any of the contents of the Report to others without the express authorization of MIPL. This Report is prepared and issued to the Subscriber without any risk, responsibility or liability on the part of MIPL or its officials.

Francisco Peter Stefanini	0	15	8		
Alexandra Louise Scott	0	50	0		
Michael Sean Christie	3	56	14		
John Michael Cannon	0	1	0		
John Richard White	0	1	0		
Barbara Mary Richmond	28	18	6		
David Edward Barraclough	3	5	0		
Total Persons With Significant Control				1	Total Statements
Active				1	Active
Ceased				0	Ceased
					0
					0

ACTIVE PERSONS WITH SIGNIFICANT CONTROL

Name	Croda Investments No 3 Limited	Kind	Corporate Entity With Significant Control
Address	Cowick Hall Snaith, Goole	Notified On	06/04/2016
Post Code	DN14 9AA	Legal Form	Private Limited Company
Authority	Companies Act 2006	Place Registered	Registrar Of Companies For England And Wales
Country Registered	England	Registration Number	9926779
Nature Of Control	Ownership of shares - above 75%		

Ceased Persons With Significant Control

No Ceased Persons With Significant Control To Display

Active Statements

No Active Statements To Display

DISCLAIMER : This Report is **PRIVATE & CONFIDENTIAL** and it is prepared at the request of and for its use by the Subscriber only. The Subscriber shall use the contents of the Report merely as an aid to its business. Mira Inform Private Limited ("MIPL") has collated information/data in the Report, which have not been verified unless otherwise specifically mentioned in the Report. The Subscriber shall independently verify the accuracy and correctness of the information/data before in any way acting upon the same. MIPL shall not be liable for any harm, injury, loss or damage caused to the Subscriber due to default by the Subscriber's debtors/beneficiaries in fulfilling their obligations of any nature whatsoever. This Report or any of its portion shall not be used as a documentary evidence or otherwise before any investigative agencies or forum of law. This Report is confidential and proprietary to MIPL. The Subscriber and/or any other person(s) may not reproduce, publish or disclose any of the contents of the Report to others without the express authorization of MIPL. This Report is prepared and issued to the Subscriber without any risk, responsibility or liability on the part of MIPL or its officials.

CEASED STATEMENTS

No Ceased Statements To Display	
Average Invoice Value	£30788.67
Invoices available	4101
Paid	3830
Outstanding	271
Trade Payment Data is information that we collect from selected third party partners who send us information about their whole sales ledger.	

	Within Terms	0-30 Days	31-60 Days	61-90 Days	91+ Days
Paid	2553	1162	86	20	9
Outstanding	201	57	8	2	3

FOREIGN EXCHANGE RATES

Currency	Unit	Indian Rupees
US Dollar	1	INR 72.87
UK Pound	1	INR 94.75
Euro	1	INR 83.23
GBP	1	INR 94.66

Note : Above are approximate rates obtained from sources believed to be correct

INFORMATION DETAILS

Analysis Done by :	NIS
Report Prepared by :	POJ

DISCLAIMER : This Report is **PRIVATE & CONFIDENTIAL** and it is prepared at the request of and for its use by the Subscriber only. The Subscriber shall use the contents of the Report merely as an aid to its business. Mira Inform Private Limited ("MIPL") has collated information/data in the Report, which have not been verified unless otherwise specifically mentioned in the Report. The Subscriber shall independently verify the accuracy and correctness of the information/data before in any way acting upon the same. MIPL shall not be liable for any harm, injury, loss or damage caused to the Subscriber due to default by the Subscriber's debtors/beneficiaries in fulfilling their obligations of any nature whatsoever. This Report or any of its portion shall not be used as a documentary evidence or otherwise before any investigative agencies or forum of law. This Report is confidential and proprietary to MIPL. The Subscriber and/or any other person(s) may not reproduce, publish or disclose any of the contents of the Report to others without the express authorization of MIPL. This Report is prepared and issued to the Subscriber without any risk, responsibility or liability on the part of MIPL or its officials.

RATING EXPLANATIONS

Credit Rating	Explanation	Rating Comments
A++	Minimum Risk	Business dealings permissible with minimum risk of default
A+	Low Risk	Business dealings permissible with low risk of default
A	Acceptable Risk	Business dealings permissible with moderate risk of default
B	Medium Risk	Business dealings permissible on a regular monitoring basis
C	Medium High Risk	Business dealings permissible preferably on secured basis
D	High Risk	Business dealing not recommended or on secured terms only
NB	New Business	No recommendation can be done due to business in infancy stage
NT	No Trace	No recommendation can be done as the business is not traceable

NB is stated where there is insufficient information to facilitate rating. However, it is not to be considered as unfavourable.

This score serves as a reference to assess SC's credit risk and to set the amount of credit to be extended. It is calculated from a composite of weighted scores obtained from each of the major sections of this report. The assessed factors are as follows:

- Financial condition covering various ratios
- Company background and operations size
- Promoters / Management background
- Payment record
- Litigation against the subject
- Industry scenario / competitor analysis
- Supplier / Customer / Banker review (wherever available)

DISCLAIMER : This Report is **PRIVATE & CONFIDENTIAL** and it is prepared at the request of and for its use by the Subscriber only. The Subscriber shall use the contents of the Report merely as an aid to its business. Mira Inform Private Limited ("MIPL") has collated information/data in the Report, which have not been verified unless otherwise specifically mentioned in the Report. The Subscriber shall independently verify the accuracy and correctness of the information/data before in any way acting upon the same. MIPL shall not be liable for any harm, injury, loss or damage caused to the Subscriber due to default by the Subscriber's debtors/beneficiaries in fulfilling their obligations of any nature whatsoever. This Report or any of its portion shall not be used as a documentary evidence or otherwise before any investigative agencies or forum of law. This Report is confidential and proprietary to MIPL. The Subscriber and/or any other person(s) may not reproduce, publish or disclose any of the contents of the Report to others without the express authorization of MIPL. This Report is prepared and issued to the Subscriber without any risk, responsibility or liability on the part of MIPL or its officials.