

## MIRA INFORM REPORT

<b>Report No. :</b>	538535
<b>Report Date :</b>	05.11.2018

### IDENTIFICATION DETAILS

<b>Name :</b>	GREEN POWER INTERNATIONAL PRIVATE LIMITED
<b>Registered Office :</b>	A-701, Hindon Apartment, Plot No. 25, Vasundhra Enclave, New Delhi – 110096
<b>Tel. No.:</b>	91-11-26477526
<b>Country :</b>	India
<b>Financials (as on) :</b>	31.03.2017
<b>Date of Incorporation :</b>	13.08.2002
<b>CIN No.:</b> [Company Identification No.]	U74999DL2002PTC116541
<b>Capital Investment / Paid-up Capital :</b>	INR 1.100 Million
<b>PAN No.:</b> [Permanent Account No.]	AABCG8829R
<b>GSTN :</b> [Goods & Service Tax Registration No.]	07AABCG8829R1ZT (Delhi) 09AABCG8829R1ZP (Uttar Pradesh) 24AABCG8829R1ZX (Gujarat)
<b>Legal Form :</b>	Private Limited Liability Company
<b>Line of Business :</b>	Trader and distributor of gas liquid fuel based genset and spare parts and also provides erection and installation service for its products. [Registered activity and also confirmed by management]
<b>No. of Employees :</b>	487 (Approximately)

### RATING & COMMENTS

(Mira Inform has adopted New Rating mechanism w.e.f. 23<sup>rd</sup> January 2017)

**MIRA's Rating :**

A

**DISCLAIMER :** This Report is **PRIVATE & CONFIDENTIAL** and it is prepared at the request of and for its use by the Subscriber only. The Subscriber shall use the contents of the Report merely as an aid to its business. Mira Inform Private Limited ("MIPL") has collated information/data in the Report, which have not been verified unless otherwise specifically mentioned in the Report. The Subscriber shall independently verify the accuracy and correctness of the information/data before in any way acting upon the same. MIPL shall not be liable for any harm, injury, loss or damage caused to the Subscriber due to default by the Subscriber's debtors/beneficiaries in fulfilling their obligations of any nature whatsoever. This Report or any of its portion shall not be used as a documentary evidence or otherwise before any investigative agencies or forum of law. This Report is confidential and proprietary to MIPL. The Subscriber and/or any other person(s) may not reproduce, publish or disclose any of the contents of the Report to others without the express authorization of MIPL. This Report is prepared and issued to the Subscriber without any risk, responsibility or liability on the part of MIPL or its officials.

Credit Rating	Explanation	Rating Comments
A	Acceptable Risk	Business dealings permissible with moderate risk of default

<b>Maximum Credit Limit :</b>	USD 2920000
<b>Status :</b>	Good
<b>Payment Behaviour :</b>	Usually correct
<b>Litigation :</b>	Clear
<b>Comments :</b>	<p>Subject was incorporated in the year 2002. It is engaged in trading of genset and spare parts.</p> <p>As per the financial of 2017, the company has achieved a decent growth of 60.01% in its revenue as compared to the previous year's revenue and has earned fair net profit margin of 9.92%.</p> <p>The overall financial position of the company seems to be healthy marked by adequate net worth base along with negligible debt level and satisfactory liquidity position.</p> <p>Rating takes into consideration the company's good earnings per share (EPS) of INR 1391.84 as against its face value (FV) of INR 10.</p> <p>Business is active. Payments are seems to be usually correct.</p> <p>In view of aforesaid, the company can be considered for business dealings at usual trade terms and condition.</p>

**NOTES:**

Any query related to this report can be made on e-mail: [infodept@mirainform.com](mailto:infodept@mirainform.com) while quoting report number, name and date.

**ECGC Country Risk Classification List**

Country Name	Previous Rating (30.06.2018)	Current Rating (30.09.2018)
India	A1	A1

Risk Category	ECGC Classification
Insignificant	A1
Low Risk	A2
Moderately Low Risk	B1
Moderate Risk	B2
Moderately High Risk	C1

**DISCLAIMER :** This Report is **PRIVATE & CONFIDENTIAL** and it is prepared at the request of and for its use by the Subscriber only. The Subscriber shall use the contents of the Report merely as an aid to its business. Mira Inform Private Limited ("MIPL") has collated information/data in the Report, which have not been verified unless otherwise specifically mentioned in the Report. The Subscriber shall independently verify the accuracy and correctness of the information/data before in any way acting upon the same. MIPL shall not be liable for any harm, injury, loss or damage caused to the Subscriber due to default by the Subscriber's debtors/beneficiaries in fulfilling their obligations of any nature whatsoever. This Report or any of its portion shall not be used as a documentary evidence or otherwise before any investigative agencies or forum of law. This Report is confidential and proprietary to MIPL. The Subscriber and/or any other person(s) may not reproduce, publish or disclose any of the contents of the Report to others without the express authorization of MIPL. This Report is prepared and issued to the Subscriber without any risk, responsibility or liability on the part of MIPL or its officials.

High Risk	C2
Very High Risk	D

**EXTERNAL AGENCY RATING**

**NOT AVAILABLE**

**RBI DEFAULTERS' LIST STATUS**

Subject's name is not enlisted as a defaulter in the publicly available RBI Defaulters' list.

**EPF (Employee Provident Fund) DEFAULTERS' LIST STATUS**

Subject's name is not enlisted as a defaulter in the publicly available EPF (Employee Provident Fund) Defaulters' list as of 31-03-2018.

**BIFR (Board for Industrial & Financial Reconstruction) LISTING STATUS**

Subject's name is not listed as a Sick Unit in the publicly available BIFR (Board for Industrial & Financial Reconstruction) list as of 05.11.2018

**IBBI (Insolvency and Bankruptcy Board of India) LISTING STATUS**

Subject's name is not listed in the publicly available IBBI (Insolvency and Bankruptcy Board of India) list as of report date.

**INFORMATION PARTED BY (GENERAL DETAILS)**

<b>Name :</b>	Mr. Abhinav Arora
<b>Designation :</b>	General Manager
<b>Contact No.:</b>	91-9717099434
<b>Date :</b>	03.11.2018

**LOCATIONS**

<b>Registered Office :</b>	A-701, Hindon Apartment, Plot No. 25, Vasundhra Enclave, New Delhi – 110096, India
<b>Tel. No.:</b>	91-11-26477526
<b>Mobile No:</b>	91-9717099434 (Mr. Abhinav Arora)
<b>Fax No.:</b>	91-11-26447525
<b>E-Mail :</b>	<a href="mailto:gpil@greenpowerintl.com">gpil@greenpowerintl.com</a> <a href="mailto:account@greenpowerintl.com">account@greenpowerintl.com</a>
<b>Website :</b>	<a href="http://www.greenpowerintl.com">http://www.greenpowerintl.com</a>
<b>Location:</b>	Owned

**DISCLAIMER :** This Report is **PRIVATE & CONFIDENTIAL** and it is prepared at the request of and for its use by the Subscriber only. The Subscriber shall use the contents of the Report merely as an aid to its business. Mira Inform Private Limited ("MIPL") has collated information/data in the Report, which have not been verified unless otherwise specifically mentioned in the Report. The Subscriber shall independently verify the accuracy and correctness of the information/data before in any way acting upon the same. MIPL shall not be liable for any harm, injury, loss or damage caused to the Subscriber due to default by the Subscriber's debtors/beneficiaries in fulfilling their obligations of any nature whatsoever. This Report or any of its portion shall not be used as a documentary evidence or otherwise before any investigative agencies or forum of law. This Report is confidential and proprietary to MIPL. The Subscriber and/or any other person(s) may not reproduce, publish or disclose any of the contents of the Report to others without the express authorization of MIPL. This Report is prepared and issued to the Subscriber without any risk, responsibility or liability on the part of MIPL or its officials.

<b>Locality:</b>	Residential
<b>Corporate Office :</b>	E-12/A, Sector-63, Noida – 201301, Uttar Pradesh, India
<b>Tel. No.:</b>	91-120-4655400, 444.
<b>Fax No.:</b>	91-120-4655499
<b>E-Mail :</b>	<a href="mailto:gpil@greenpowerintl.com">gpil@greenpowerintl.com</a> <a href="mailto:ashu.jain@greenpowerintl.com">ashu.jain@greenpowerintl.com</a>
<b>Branch Office:</b>	Kh-No-15/9, E Block, Gali No 9, Burari Road, Saroop Nagar, Delhi – 110042, India
<b>Regional Office :</b>	First Floor, James Plaza, Opposite Asian Paints Colony, Near Gattu Vidyalaya, G. I. D. C. Ankleshwar, District: Bharuch, Gujarat, India
<b>Tel. No.:</b>	91-2464-652203
<b>Fax No.:</b>	91-2464-238208
<b>Overseas Offices :</b>	<b>Located At:</b> <ul style="list-style-type: none"> <li>• United Arab Emirates</li> <li>• Nigeria</li> </ul>

**DIRECTORS**

**AS ON 31.03.2018**

<b>Name :</b>	Mr. Sanjeev Puri		
<b>Designation :</b>	Managing Director		
<b>Address :</b>	A-701, Hindon Apartment, Plot No. 25, Vasundhra Enclave, New Delhi – 110096, India		
<b>Date of Birth/Age :</b>	22.02.1964		
<b>Date of Appointment :</b>	13.08.2002		
<b>DIN No.:</b>	00234157		
<b>Other Directorship:</b>			
<b>CIN/FCRN</b>	<b>Company Name</b>	<b>Begin Date</b>	<b>End Date</b>
U31909DL2005PTC132037	SHIVA GENSETS PRIVATE LIMITED	01/08/2006	-
U51909DL2006PTC155888	GREEN POWER ENGINEERS PRIVATE LIMITED	24/11/2006	-
U40106DL2012PTC230591	GPI ENERGY PRIVATE LIMITED	25/01/2012	-
<b>Name :</b>	Ms. Meenakshi Puri		
<b>Designation :</b>	Director		
<b>Address :</b>	28.10.1964		
<b>Date of Birth/Age :</b>	A-701, Hindon Apartment, Plot No. 25, Vasundhra Enclave, New Delhi – 110096, India		
<b>Date of Appointment :</b>	15.11.2004		
<b>DIN No.:</b>	00234194		

**DISCLAIMER :** This Report is **PRIVATE & CONFIDENTIAL** and it is prepared at the request of and for its use by the Subscriber only. The Subscriber shall use the contents of the Report merely as an aid to its business. Mira Inform Private Limited ("MIPL") has collated information/data in the Report, which have not been verified unless otherwise specifically mentioned in the Report. The Subscriber shall independently verify the accuracy and correctness of the information/data before in any way acting upon the same. MIPL shall not be liable for any harm, injury, loss or damage caused to the Subscriber due to default by the Subscriber's debtors/beneficiaries in fulfilling their obligations of any nature whatsoever. This Report or any of its portion shall not be used as a documentary evidence or otherwise before any investigative agencies or forum of law. This Report is confidential and proprietary to MIPL. The Subscriber and/or any other person(s) may not reproduce, publish or disclose any of the contents of the Report to others without the express authorization of MIPL. This Report is prepared and issued to the Subscriber without any risk, responsibility or liability on the part of MIPL or its officials.

<b>Other Directorship:</b>			
<b>CIN/FCRN</b>	<b>Company Name</b>	<b>Begin Date</b>	<b>End Date</b>
U31909DL2005PTC132037	SHIVA GENSETS PRIVATE LIMITED	01/11/2006	-
U51909DL2006PTC155888	GREEN POWER ENGINEERS PRIVATE LIMITED	24/11/2006	-
U40106DL2012PTC230591	GPI ENERGY PRIVATE LIMITED	25/01/2012	-

**KEY EXECUTIVES**

<b>Name :</b>	Mr. Abhinav Arora
<b>Designation :</b>	General Manager

**MAJOR SHAREHOLDERS**

**AS ON 31.03.2016**

<b>Names of Shareholders</b>	<b>No. of Shares</b>
Mr. Sanjeev Puri	109900
Ms. MeenaKshi Puri	100
<b>Total</b>	<b>110000</b>

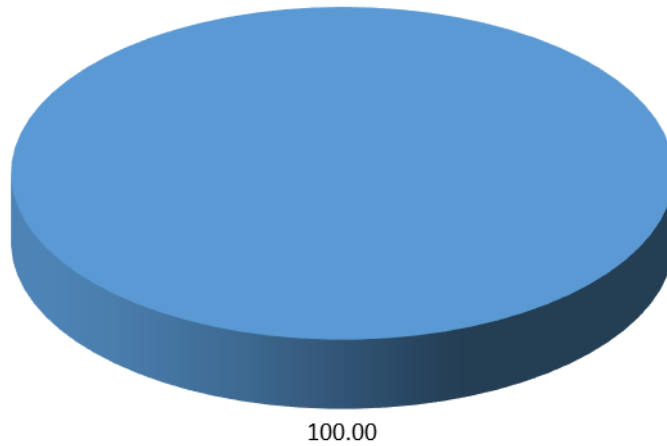
**Equity Share Break up (Percentage of Total Equity)**

**AS ON 30.09.2016**

<b>Category</b>	<b>Percentage</b>
Promoters - Individual/Hindu Undivided Family – Indian	100.00
<b>Total</b>	<b>100.00</b>

### Share holding pattern

■ Promoters - Individual/Hindu Undivided Family – Indian



### BUSINESS DETAILS

<b>Line of Business :</b>	Trader and distributor of gas liquid fuel based genset and spare parts and also provides erection and installation service for its products. [Registered activity and also confirmed by management]	
<b>Products / Services :</b>	<b>Name and Description of main products / services</b>	<b>ITC Code</b>
	Genset	85022090
<b>Brand Names :</b>	Not Available	
<b>Agencies Held :</b>	<ul style="list-style-type: none"> <li>• MWM GMBH</li> <li>• Kawasaki Forgasser</li> <li>• Euro-Diesel</li> </ul>	
<b>Exports :</b>	Not Divulged	
<b>Imports :</b>	Not Divulged	
<b>Terms :</b>		

**DISCLAIMER :** This Report is **PRIVATE & CONFIDENTIAL** and it is prepared at the request of and for its use by the Subscriber only. The Subscriber shall use the contents of the Report merely as an aid to its business. Mira Inform Private Limited ("MIPL") has collated information/data in the Report, which have not been verified unless otherwise specifically mentioned in the Report. The Subscriber shall independently verify the accuracy and correctness of the information/data before in any way acting upon the same. MIPL shall not be liable for any harm, injury, loss or damage caused to the Subscriber due to default by the Subscriber's debtors/beneficiaries in fulfilling their obligations of any nature whatsoever. This Report or any of its portion shall not be used as a documentary evidence or otherwise before any investigative agencies or forum of law. This Report is confidential and proprietary to MIPL. The Subscriber and/or any other person(s) may not reproduce, publish or disclose any of the contents of the Report to others without the express authorization of MIPL. This Report is prepared and issued to the Subscriber without any risk, responsibility or liability on the part of MIPL or its officials.

<b>Selling :</b>	Cheque
<b>Purchasing :</b>	Cheque

**PRODUCTION STATUS – (NOT AVAILABLE)**

**GENERAL INFORMATION**

<b>Suppliers :</b>	<b>Reference :</b>	Not Divulged	
	<b>Name of the Person :</b>	--	
	<b>Contact No.:</b>	--	
	<b>Since How Long Known :</b>	--	
	<b>Maximum Limit Dealt :</b>	--	
	<b>Experience :</b>	--	
	<b>Remark :</b>	--	
<b>Customers :</b>	Retailers, End Users, OEMs, Manufacturers		
	<b>Reference :</b>	Not Divulged	
	<b>Name of the Person :</b>	--	
	<b>Contact No.:</b>	--	
	<b>Since How Long Known :</b>	--	
	<b>Maximum Limit Dealt :</b>	--	
	<b>Experience :</b>	--	
<b>Remark :</b>	--		
<b>No. of Employees :</b>	487 (Approximately)		
<b>Bankers :</b>	<b>Banker Name :</b>	RBL Bank Limited	
	<b>Branch :</b>	Shahupuri, Kolhapur – 416001, Maharashtra, India	
	<b>Person Name (With Designation) :</b>	--	
	<b>Contact Number :</b>	--	
	<b>Name of Account Holder :</b>	--	
	<b>Account Number :</b>	--	
	<b>Account Since (Date/Year of Account Opening) :</b>	--	
	<b>Average Balance Maintained :</b>	--	
	<b>Credit Facilities Enjoyed (CC/OD/Term Loan) :</b>	--	
	<b>Account Operation :</b>	--	
<b>Remark :</b>	--		
<b>Facilities :</b>	<b>SECURED LOANS</b>	<b>31.03.2017</b>	<b>31.03.2016</b>

	INR In Million	INR In Million
<b>LONG TERM BORROWINGS</b>		
Term Loans (Vehicle Loan)	0.930	2.487
<b>SHORT TERM BORROWING</b>		
Working capital loans from banks	1.416	1.021
<b>Total</b>	<b>2.346</b>	<b>3.508</b>

<b>Auditors :</b>	
<b>Name :</b>	Gupta Pathak and Company Chartered Accountants
<b>Address :</b>	Flat No 219, 32, Park Area, Ajmal Khan Road, Karol Bagh, New Delhi – 110005, India
<b>Tel No:</b>	91-11-23540283
<b>Mobile No:</b>	91-9811244175
<b>Email:</b>	<a href="mailto:spathak949@yahoo.com">spathak949@yahoo.com</a>
<b>PAN No.:</b>	AAFPP4283R
<b>Memberships :</b>	Not Available
<b>Collaborators :</b>	Not Available
<b>Associates :</b>	<ul style="list-style-type: none"> <li>Shiva Gensets Private Limited, India (U31909DL2005PTC132037)</li> <li>Green Power Engineers Private Limited, India (U51909DL2006PTC155888)</li> </ul>
<b>Subsidiary :</b>	<ul style="list-style-type: none"> <li>GPI Power Nigeria Limited</li> <li>GPI Energy Private Limited (U40106DL2012PTC230591)</li> </ul>

**CAPITAL STRUCTURE**

**AS ON 31.03.2017**

**Authorised Capital :**

No. of Shares	Type	Value	Amount
500000	Equity Shares	INR 10/- each	INR 5.000 Million

**Issued, Subscribed & Paid-up Capital :**

No. of Shares	Type	Value	Amount
110000	Equity Shares	INR 10/- each	INR 1.100 Million

**DISCLAIMER :** This Report is **PRIVATE & CONFIDENTIAL** and it is prepared at the request of and for its use by the Subscriber only. The Subscriber shall use the contents of the Report merely as an aid to its business. Mira Inform Private Limited ("MIPL") has collated information/data in the Report, which have not been verified unless otherwise specifically mentioned in the Report. The Subscriber shall independently verify the accuracy and correctness of the information/data before in any way acting upon the same. MIPL shall not be liable for any harm, injury, loss or damage caused to the Subscriber due to default by the Subscriber's debtors/beneficiaries in fulfilling their obligations of any nature whatsoever. This Report or any of its portion shall not be used as a documentary evidence or otherwise before any investigative agencies or forum of law. This Report is confidential and proprietary to MIPL. The Subscriber and/or any other person(s) may not reproduce, publish or disclose any of the contents of the Report to others without the express authorization of MIPL. This Report is prepared and issued to the Subscriber without any risk, responsibility or liability on the part of MIPL or its officials.

**FINANCIAL DATA**  
*[all figures are in INR Million]*

**ABRIDGED BALANCE SHEET [STANDALONE]**

SOURCES OF FUNDS	31.03.2017	31.03.2016	31.03.2015
<b>I. EQUITY AND LIABILITIES</b>			
(1) Shareholders' Funds			
(a) Share Capital	1.100	1.100	1.100
(b) Reserves & Surplus	1019.303	866.200	817.613
(c) Money received against share warrants	0.000	0.000	0.000
(2) Share Application money pending allotment	0.000	0.000	0.000
<b>Total Shareholders' Funds (1) + (2)</b>	<b>1020.403</b>	<b>867.300</b>	<b>818.713</b>
(3) Non-Current Liabilities			
(a) Long-term borrowings	0.930	2.487	2.088
(b) Deferred tax liabilities (Net)	0.000	0.000	0.000
(c) Other long term liabilities	42.086	31.393	11.439
(d) Long-term provisions	0.000	0.000	0.000
<b>Total Non-current Liabilities (3)</b>	<b>43.016</b>	<b>33.880</b>	<b>13.527</b>
(4) Current Liabilities			
(a) Short term borrowings	1.416	1.021	1.708
(b) Trade payables	200.996	66.253	165.389
(c) Other current liabilities	110.955	49.497	101.816
(d) Short-term provisions	270.500	200.500	170.000
<b>Total Current Liabilities (4)</b>	<b>583.867</b>	<b>317.271</b>	<b>438.913</b>
<b>TOTAL</b>	<b>1647.286</b>	<b>1218.451</b>	<b>1271.153</b>
<b>II. ASSETS</b>			
(1) Non-current assets			
(a) Fixed Assets			
(i) Tangible assets	29.733	28.366	26.843
(ii) Intangible Assets	2.591	2.142	3.205
(iii) Capital work-in-progress	0.000	0.000	0.000
(iv) Intangible assets under development	0.000	0.000	0.000
(b) Non-current Investments	46.947	86.947	33.255
(c) Deferred tax assets (net)	16.501	13.054	7.854
(d) Long-term Loan and Advances	57.737	59.004	62.201
(e) Other Non-current assets	77.280	58.062	12.967
<b>Total Non-Current Assets</b>	<b>230.789</b>	<b>247.575</b>	<b>146.325</b>

**DISCLAIMER** : This Report is **PRIVATE & CONFIDENTIAL** and it is prepared at the request of and for its use by the Subscriber only. The Subscriber shall use the contents of the Report merely as an aid to its business. Mira Inform Private Limited ("MIPL") has collated information/data in the Report, which have not been verified unless otherwise specifically mentioned in the Report. The Subscriber shall independently verify the accuracy and correctness of the information/data before in any way acting upon the same. MIPL shall not be liable for any harm, injury, loss or damage caused to the Subscriber due to default by the Subscriber's debtors/beneficiaries in fulfilling their obligations of any nature whatsoever. This Report or any of its portion shall not be used as a documentary evidence or otherwise before any investigative agencies or forum of law. This Report is confidential and proprietary to MIPL. The Subscriber and/or any other person(s) may not reproduce, publish or disclose any of the contents of the Report to others without the express authorization of MIPL. This Report is prepared and issued to the Subscriber without any risk, responsibility or liability on the part of MIPL or its officials.

(2) Current assets			
(a) Current investments	0.000	0.000	0.000
(b) Inventories	107.107	66.250	100.271
(c) Trade receivables	265.629	174.061	315.906
(d) Cash and cash equivalents	753.398	510.005	524.325
(e) Short-term loans and advances	284.883	215.427	178.833
(f) Other current assets	5.480	5.133	5.493
<b>Total Current Assets</b>	<b>1416.497</b>	<b>970.876</b>	<b>1124.828</b>
<b>TOTAL</b>	<b>1647.286</b>	<b>1218.451</b>	<b>1271.153</b>

**PROFIT & LOSS ACCOUNT [STANDALONE]**

	PARTICULARS	31.03.2017	31.03.2016	31.03.2015
	<b>SALES</b>			
	Income	1543.046	964.348	1838.757
	Other Income	90.816	68.160	65.095
	<b>TOTAL</b>	<b>1633.862</b>	<b>1032.508</b>	<b>1903.852</b>
<b>Less</b>	<b>EXPENSES</b>			
	Cost of Materials Consumed	1039.255	110.015	1242.050
	Purchases of Stock-in-Trade	139.213	565.671	134.427
	Changes in inventories of finished goods, work-in-progress and Stock-in-Trade	(40.857)	30.428	(0.421)
	Employees benefits expense	133.700	164.533	151.602
	Other expenses	124.427	79.070	107.322
	<b>TOTAL</b>	<b>1395.738</b>	<b>949.717</b>	<b>1634.980</b>
	<b>PROFIT/ (LOSS) BEFORE INTEREST, TAX, DEPRECIATION AND AMORTISATION</b>	<b>238.124</b>	<b>82.791</b>	<b>268.872</b>
<b>Less</b>	<b>FINANCIAL EXPENSES</b>	<b>11.705</b>	<b>2.623</b>	<b>5.301</b>
	<b>PROFIT / (LOSS) BEFORE TAX, DEPRECIATION AND AMORTISATION</b>	<b>226.419</b>	<b>80.168</b>	<b>263.571</b>
<b>Less</b>	<b>DEPRECIATION/ AMORTISATION</b>	<b>6.764</b>	<b>6.282</b>	<b>9.111</b>
	<b>PROFIT/ (LOSS) BEFORE TAX</b>	<b>219.655</b>	<b>73.886</b>	<b>254.460</b>
<b>Less</b>	<b>TAX</b>	<b>66.553</b>	<b>25.299</b>	<b>88.292</b>
	<b>PROFIT/ (LOSS) AFTER TAX</b>	<b>153.102</b>	<b>48.587</b>	<b>166.168</b>
	<b>IMPORTS</b>			

**DISCLAIMER** : This Report is **PRIVATE & CONFIDENTIAL** and it is prepared at the request of and for its use by the Subscriber only. The Subscriber shall use the contents of the Report merely as an aid to its business. Mira Inform Private Limited ("MIPL") has collated information/data in the Report, which have not been verified unless otherwise specifically mentioned in the Report. The Subscriber shall independently verify the accuracy and correctness of the information/data before in any way acting upon the same. MIPL shall not be liable for any harm, injury, loss or damage caused to the Subscriber due to default by the Subscriber's debtors/beneficiaries in fulfilling their obligations of any nature whatsoever. This Report or any of its portion shall not be used as a documentary evidence or otherwise before any investigative agencies or forum of law. This Report is confidential and proprietary to MIPL. The Subscriber and/or any other person(s) may not reproduce, publish or disclose any of the contents of the Report to others without the express authorization of MIPL. This Report is prepared and issued to the Subscriber without any risk, responsibility or liability on the part of MIPL or its officials.

Components and Stores parts	269.296	203.529	155.434
Capital Goods	226.334	118.186	599.181
<b>TOTAL IMPORTS</b>	<b>495.630</b>	<b>321.715</b>	<b>754.615</b>
<b>Earnings / (Loss) Per Share (INR)</b>	<b>1391.84</b>	<b>441.70</b>	<b>1510.62</b>

**CURRENT MATURITIES OF LONG TERM DEBT DETAILS**

Particulars	31.03.2017	31.03.2016	31.03.2015
Current Maturities of Long term debt	NA	NA	NA
Cash generated from operations	198.318	73.886	170.215
Net cash flows from (used in) operations	142.201	73.886	45.725

**KEY RATIOS**

**EFFICIENCY RATIOS**

PARTICULARS	31.03.2017	31.03.2016	31.03.2015
Average Collection Days (Sundry Debtors / Income * 365 Days)	62.83	65.88	62.71
Account Receivables Turnover (Income / Sundry Debtors)	5.81	5.54	5.82
Average Payment Days (Sundry Creditors / Purchases * 365 Days)	62.25	35.79	43.86
Inventory Turnover (Operating Income / Inventories)	2.22	1.25	2.68
Asset Turnover (Operating Income / Net Fixed Assets)	7.37	2.71	8.95

**LEVERAGE RATIOS**

PARTICULARS	31.03.2017	31.03.2016	31.03.2015
Debt Ratio (Borrowing + Current Liabilities) / Total Assets	0.36	0.26	0.35
Debt Equity Ratio (Total Liability / Networth)	0.00	0.00	0.00
Current Liabilities to Networth (Current Liabilities / Net Worth)	0.57	0.37	0.54

**DISCLAIMER** : This Report is **PRIVATE & CONFIDENTIAL** and it is prepared at the request of and for its use by the Subscriber only. The Subscriber shall use the contents of the Report merely as an aid to its business. Mira Inform Private Limited ("MIPL") has collated information/data in the Report, which have not been verified unless otherwise specifically mentioned in the Report. The Subscriber shall independently verify the accuracy and correctness of the information/data before in any way acting upon the same. MIPL shall not be liable for any harm, injury, loss or damage caused to the Subscriber due to default by the Subscriber's debtors/beneficiaries in fulfilling their obligations of any nature whatsoever. This Report or any of its portion shall not be used as a documentary evidence or otherwise before any investigative agencies or forum of law. This Report is confidential and proprietary to MIPL. The Subscriber and/or any other person(s) may not reproduce, publish or disclose any of the contents of the Report to others without the express authorization of MIPL. This Report is prepared and issued to the Subscriber without any risk, responsibility or liability on the part of MIPL or its officials.

Fixed Assets to Networth (Net Fixed Assets / Networth)	0.03	0.04	0.04
Interest Coverage Ratio (PBIT / Financial Charges)	20.34	31.56	50.72

**PROFITABILITY RATIOS**

PARTICULARS		31.03.2017	31.03.2016	31.03.2015
PAT to sales Income (PAT / sales) * 100	%	9.92	5.04	9.04
Return on Total Assets (PAT / Total Assets) * 100	%	9.29	3.99	13.07
Return on Investment (ROI) (PAT / Networth) * 100	%	15.00	5.60	20.30

**SOLVENCY RATIOS**

PARTICULARS		31.03.2017	31.03.2016	31.03.2015
Current Ratio (Current Assets / Current Liabilities)		2.43	3.06	2.56
Quick Ratio ((Current Assets – Inventories) / Current Liabilities)		2.24	2.85	2.33
G-Score Ratio Financial (Networth / Total Assets)		0.62	0.71	0.64
G-Score Ratio Debt (Debts / Equity Capital)		2.13	3.19	3.45
G-Score Ratio Liquidity (Total Current Assets / Total Current Liabilities)		2.43	3.06	2.56

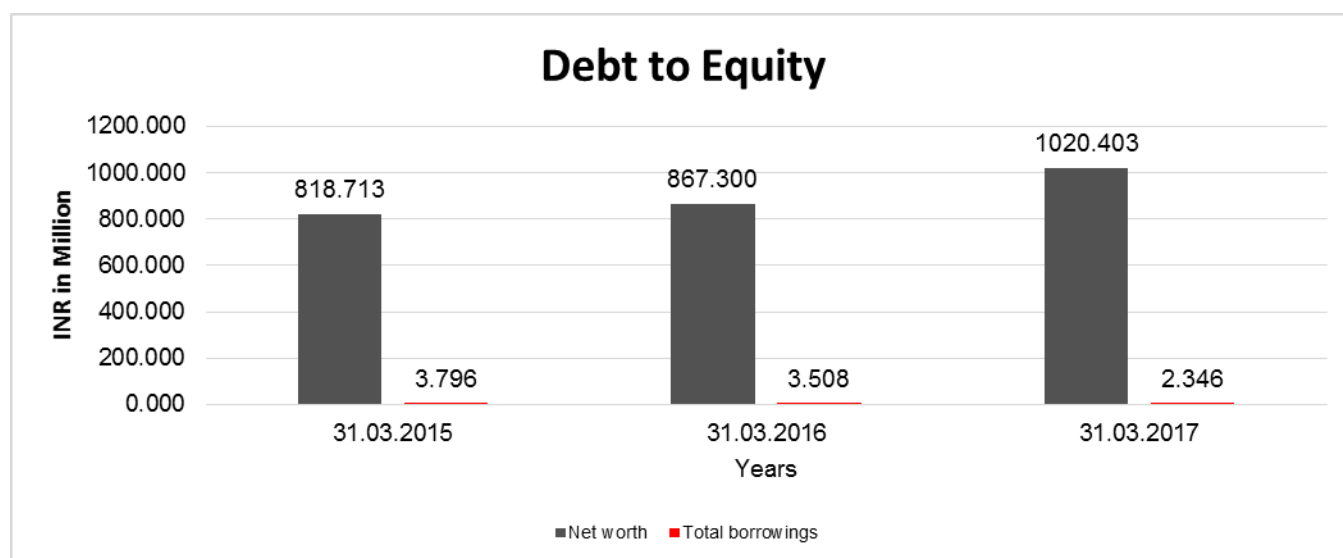
Total Liability = Short-term Debt + Long-term Debt + Current Maturities of Long-term debts

**DISCLAIMER** : This Report is **PRIVATE & CONFIDENTIAL** and it is prepared at the request of and for its use by the Subscriber only. The Subscriber shall use the contents of the Report merely as an aid to its business. Mira Inform Private Limited ("MIPL") has collated information/data in the Report, which have not been verified unless otherwise specifically mentioned in the Report. The Subscriber shall independently verify the accuracy and correctness of the information/data before in any way acting upon the same. MIPL shall not be liable for any harm, injury, loss or damage caused to the Subscriber due to default by the Subscriber's debtors/beneficiaries in fulfilling their obligations of any nature whatsoever. This Report or any of its portion shall not be used as a documentary evidence or otherwise before any investigative agencies or forum of law. This Report is confidential and proprietary to MIPL. The Subscriber and/or any other person(s) may not reproduce, publish or disclose any of the contents of the Report to others without the express authorization of MIPL. This Report is prepared and issued to the Subscriber without any risk, responsibility or liability on the part of MIPL or its officials.

**FINANCIAL ANALYSIS**  
*[all figures are in INR Million]*

**DEBT EQUITY RATIO**

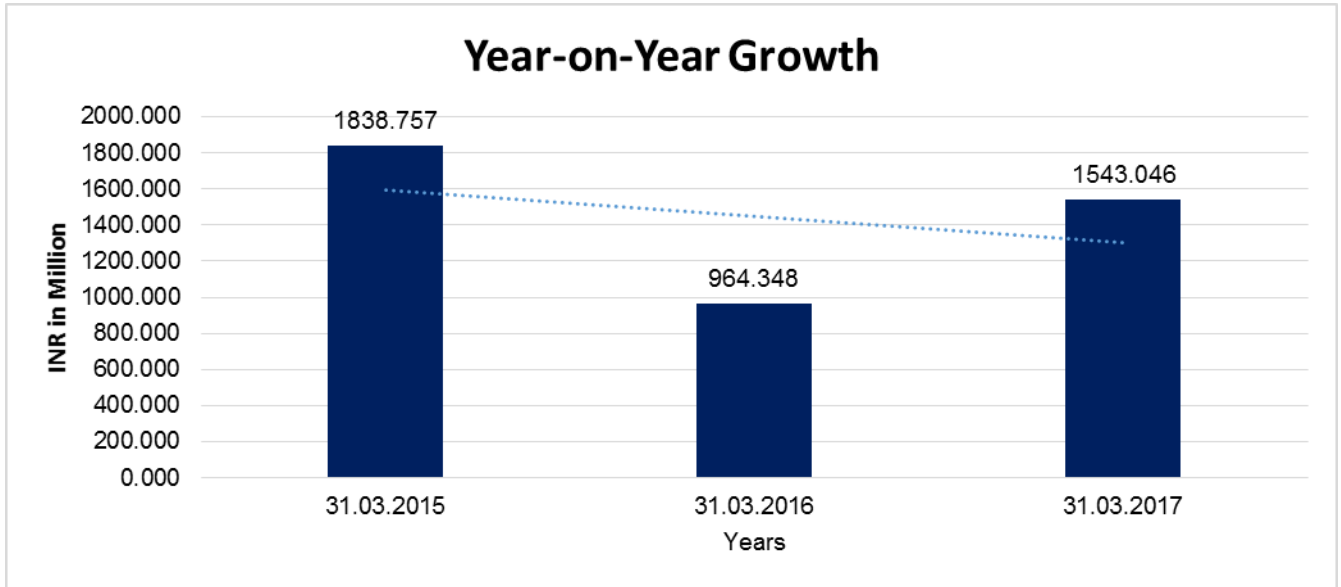
Particular	31.03.2015	31.03.2016	31.03.2017
	INR In Million	INR In Million	INR In Million
Share Capital	1.100	1.100	1.100
Reserves & Surplus	817.613	866.200	1019.303
<b>Net worth</b>	<b>818.713</b>	<b>867.300</b>	<b>1020.403</b>
long-term borrowings	2.088	2.487	0.930
Short term borrowings	1.708	1.021	1.416
<b>Total borrowings</b>	<b>3.796</b>	<b>3.508</b>	<b>2.346</b>
<b>Debt/Equity ratio</b>	<b>0.005</b>	<b>0.004</b>	<b>0.002</b>



**YEAR-ON-YEAR GROWTH**

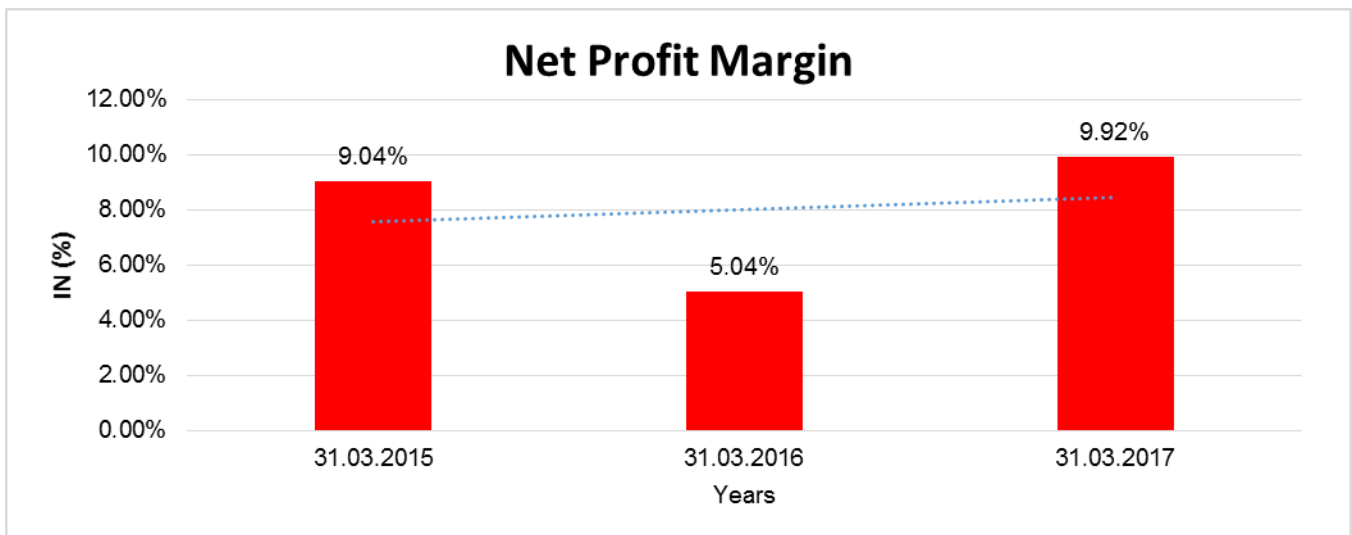
Year on Year Growth	31.03.2015	31.03.2016	31.03.2017
	INR In Million	INR In Million	INR In Million
Sales	1838.757	964.348	1543.046
		<b>(47.554)</b>	<b>60.009</b>

**DISCLAIMER** : This Report is **PRIVATE & CONFIDENTIAL** and it is prepared at the request of and for its use by the Subscriber only. The Subscriber shall use the contents of the Report merely as an aid to its business. Mira Inform Private Limited ("MIPL") has collated information/data in the Report, which have not been verified unless otherwise specifically mentioned in the Report. The Subscriber shall independently verify the accuracy and correctness of the information/data before in any way acting upon the same. MIPL shall not be liable for any harm, injury, loss or damage caused to the Subscriber due to default by the Subscriber's debtors/beneficiaries in fulfilling their obligations of any nature whatsoever. This Report or any of its portion shall not be used as a documentary evidence or otherwise before any investigative agencies or forum of law. This Report is confidential and proprietary to MIPL. The Subscriber and/or any other person(s) may not reproduce, publish or disclose any of the contents of the Report to others without the express authorization of MIPL. This Report is prepared and issued to the Subscriber without any risk, responsibility or liability on the part of MIPL or its officials.



**NET PROFIT MARGIN**

Net Profit Margin	31.03.2015	31.03.2016	31.03.2017
	INR In Million	INR In Million	INR In Million
Sales	1838.757	964.348	1543.046
Profit	166.168	48.587	153.102
	<b>9.04%</b>	<b>5.04%</b>	<b>9.92%</b>



**DISCLAIMER** : This Report is **PRIVATE & CONFIDENTIAL** and it is prepared at the request of and for its use by the Subscriber only. The Subscriber shall use the contents of the Report merely as an aid to its business. Mira Inform Private Limited ("MIPL") has collated information/data in the Report, which have not been verified unless otherwise specifically mentioned in the Report. The Subscriber shall independently verify the accuracy and correctness of the information/data before in any way acting upon the same. MIPL shall not be liable for any harm, injury, loss or damage caused to the Subscriber due to default by the Subscriber's debtors/beneficiaries in fulfilling their obligations of any nature whatsoever. This Report or any of its portion shall not be used as a documentary evidence or otherwise before any investigative agencies or forum of law. This Report is confidential and proprietary to MIPL. The Subscriber and/or any other person(s) may not reproduce, publish or disclose any of the contents of the Report to others without the express authorization of MIPL. This Report is prepared and issued to the Subscriber without any risk, responsibility or liability on the part of MIPL or its officials.

**ABRIDGED BALANCE SHEET [CONSOLIDATED]**

<b>SOURCES OF FUNDS</b>	<b>31.03.2016</b>	<b>31.03.2015</b>
<b>I. EQUITY AND LIABILITIES</b>		
(1) Shareholders' Funds		
(a) Share Capital	1.100	1.100
(b) Reserves & Surplus	868.347	817.213
(c) Money received against share warrants	0.000	0.000
(2) Share Application money pending allotment	0.161	0.115
<b>Total Shareholders' Funds (1) + (2)</b>	<b>869.608</b>	<b>818.428</b>
(3) Non-Current Liabilities		
(a) long-term borrowings	2.487	2.088
(b) Deferred tax liabilities (Net)	0.000	0.000
(c) Other long term liabilities	31.393	11.439
(d) long-term provisions	0.000	0.000
<b>Total Non-current Liabilities (3)</b>	<b>33.880</b>	<b>13.527</b>
(4) Current Liabilities		
(a) Short term borrowings	1.021	1.708
(b) Trade payables	74.673	165.981
(c) Other current liabilities	55.788	104.314
(d) Short-term provisions	201.711	170.000
<b>Total Current Liabilities (4)</b>	<b>333.193</b>	<b>442.003</b>
<b>TOTAL</b>	<b>1236.681</b>	<b>1273.958</b>
<b>II. ASSETS</b>		
(1) Non-current assets		
(a) Fixed Assets		
(i) Tangible assets	28.514	26.843
(ii) Intangible Assets	2.142	3.205
(iii) Capital work-in-progress	0.000	0.000
(iv) Intangible assets under development	0.000	0.000
(b) Non-current Investments	80.505	30.275
(c) Deferred tax assets (net)	13.039	7.854
(d) Long-term Loan and Advances	59.004	62.201
(e) Other Non-current assets	58.077	12.989
<b>Total Non-Current Assets</b>	<b>241.281</b>	<b>143.367</b>
(2) Current assets		
(a) Current investments	0.000	0.000
(b) Inventories	72.389	100.271
(c) Trade receivables	175.697	316.338
(d) Cash and cash equivalents	522.847	529.471

**DISCLAIMER** : This Report is **PRIVATE & CONFIDENTIAL** and it is prepared at the request of and for its use by the Subscriber only. The Subscriber shall use the contents of the Report merely as an aid to its business. Mira Inform Private Limited ("MIPL") has collated information/data in the Report, which have not been verified unless otherwise specifically mentioned in the Report. The Subscriber shall independently verify the accuracy and correctness of the information/data before in any way acting upon the same. MIPL shall not be liable for any harm, injury, loss or damage caused to the Subscriber due to default by the Subscriber's debtors/beneficiaries in fulfilling their obligations of any nature whatsoever. This Report or any of its portion shall not be used as a documentary evidence or otherwise before any investigative agencies or forum of law. This Report is confidential and proprietary to MIPL. The Subscriber and/or any other person(s) may not reproduce, publish or disclose any of the contents of the Report to others without the express authorization of MIPL. This Report is prepared and issued to the Subscriber without any risk, responsibility or liability on the part of MIPL or its officials.

(e) Short-term loans and advances	216.240	179.018
(f) Other current assets	8.227	5.493
<b>Total Current Assets</b>	<b>995.400</b>	<b>1130.591</b>
<b>TOTAL</b>	<b>1236.681</b>	<b>1273.958</b>

**PROFIT & LOSS ACCOUNT [CONSOLIDATED]**

PARTICULARS	31.03.2016	31.03.2015
<b>SALES</b>		
Income	1012.784	1844.476
Other Income	68.160	66.039
<b>TOTAL</b>	<b>1080.944</b>	<b>1910.515</b>
<b>Less EXPENSES</b>		
Cost of Materials Consumed	129.034	134.800
Purchases of Stock-in-Trade	582.639	1242.192
Changes in inventories of finished goods, work-in-progress and Stock-in-Trade	24.288	(0.421)
Employees benefits expense	168.965	152.920
Other expenses	89.269	112.541
<b>TOTAL</b>	<b>994.195</b>	<b>1642.032</b>
<b>PROFIT/ (LOSS) BEFORE INTEREST, TAX, DEPRECIATION AND AMORTISATION</b>	<b>86.749</b>	<b>268.483</b>
<b>Less FINANCIAL EXPENSES</b>	<b>2.731</b>	<b>5.328</b>
<b>PROFIT / (LOSS) BEFORE TAX, DEPRECIATION AND AMORTISATION</b>	<b>84.018</b>	<b>263.155</b>
<b>Less DEPRECIATION/ AMORTISATION</b>	<b>6.313</b>	<b>9.112</b>
<b>PROFIT/ (LOSS) BEFORE TAX</b>	<b>77.705</b>	<b>254.043</b>
<b>Less TAX</b>	<b>26.525</b>	<b>88.291</b>
<b>PROFIT/ (LOSS) AFTER TAX</b>	<b>51.180</b>	<b>165.752</b>
<b>Add Minority Interest</b>	<b>(0.045)</b>	<b>0.022</b>
<b>PROFIT/ (LOSS) FOR PERIOD</b>	<b>51.134</b>	<b>165.774</b>
<b>Earnings / (Loss) Per Share (INR)</b>	<b>464.86</b>	<b>1507.04</b>

**DISCLAIMER** : This Report is **PRIVATE & CONFIDENTIAL** and it is prepared at the request of and for its use by the Subscriber only. The Subscriber shall use the contents of the Report merely as an aid to its business. Mira Inform Private Limited ("MIPL") has collated information/data in the Report, which have not been verified unless otherwise specifically mentioned in the Report. The Subscriber shall independently verify the accuracy and correctness of the information/data before in any way acting upon the same. MIPL shall not be liable for any harm, injury, loss or damage caused to the Subscriber due to default by the Subscriber's debtors/beneficiaries in fulfilling their obligations of any nature whatsoever. This Report or any of its portion shall not be used as a documentary evidence or otherwise before any investigative agencies or forum of law. This Report is confidential and proprietary to MIPL. The Subscriber and/or any other person(s) may not reproduce, publish or disclose any of the contents of the Report to others without the express authorization of MIPL. This Report is prepared and issued to the Subscriber without any risk, responsibility or liability on the part of MIPL or its officials.

**LOCAL AGENCY FURTHER INFORMATION**

Sr. No.	Check list by info agents	Available in Report (Yes/No)
1	Year of establishment	Yes
2	Constitution of the entity -Incorporation details	Yes
3	Locality of the entity	Yes
4	Premises details	No
5	Buyer visit details	--
6	Contact numbers	Yes
7	Name of the person contacted	Yes
8	Designation of contact person	Yes
9	Promoter's background	Yes
10	Date of Birth of Proprietor / Partners / Directors	Yes
11	Pan Card No. of Proprietor / Partners	No
12	Voter Id Card No. of Proprietor / Partners	No
13	Type of business	Yes
14	Line of Business	Yes
15	Export/import details (if applicable)	No
16	No. of employees	No
17	Details of sister concerns	Yes
18	Major suppliers	No
19	Major customers	No
20	Banking Details	Yes
21	Banking facility details	Yes
22	Conduct of the banking account	--
23	Financials, if provided	Yes
24	Capital in the business	Yes
25	Last accounts filed at ROC, if applicable	Yes
26	Turnover of firm for last three years	Yes
27	Reasons for variation <> 20%	--
28	Estimation for coming financial year	No
29	Profitability for last three years	Yes
30	Major shareholders, if available	Yes
31	External Agency Rating, if available	No
32	Litigations that the firm/promoter involved in	--
33	Market information	--
34	Payments terms	Yes
35	Negative Reporting by Auditors in the Annual Report	No

**NOTE:** Registered office of the company has been shifted from "106, Ashirvad Enclave, Plot No. 104, I. P. Extension, Delhi – 110092, India" to the present address

**DISCLAIMER :** This Report is **PRIVATE & CONFIDENTIAL** and it is prepared at the request of and for its use by the Subscriber only. The Subscriber shall use the contents of the Report merely as an aid to its business. Mira Inform Private Limited ("MIPL") has collated information/data in the Report, which have not been verified unless otherwise specifically mentioned in the Report. The Subscriber shall independently verify the accuracy and correctness of the information/data before in any way acting upon the same. MIPL shall not be liable for any harm, injury, loss or damage caused to the Subscriber due to default by the Subscriber's debtors/beneficiaries in fulfilling their obligations of any nature whatsoever. This Report or any of its portion shall not be used as a documentary evidence or otherwise before any investigative agencies or forum of law. This Report is confidential and proprietary to MIPL. The Subscriber and/or any other person(s) may not reproduce, publish or disclose any of the contents of the Report to others without the express authorization of MIPL. This Report is prepared and issued to the Subscriber without any risk, responsibility or liability on the part of MIPL or its officials.

**CORPORATE INFORMATION**

The subject company is domiciled in India and incorporated under the provisions of the company Act, 1956. The company is engaged in the trading of gas gensets and spare parts. The company caters to domestic markets. The company also provides election and installation services for its products.

**INDEX OF CHARGES:**

S No	SRN	Charge Id	Charge Holder Name	Date of Creation	Date of Modification	Date of Satisfaction	Amount	Address
1	H20178984	100157250	RBL BANK LIMITED	22/11/2017	28/09/2018	-	300000000.0	SHAHUPURI, KOLHAPUR, MA416001IN
2	G33168378	10122295	HDFC BANK LIMITED	03/09/2008	18/10/2016	-	280000000.0	HDFC BANK HOUSE SENAPATI BAPAT MARG LOWER PAREL W MUMBAI MH400013IN
3	G32962631	10118027	CITI BANK N.A.	22/08/2008	19/09/2016	-	290000000.0	JEEVAN BHARTI BUILDING, 4TH FLOOR124 CONNAUGHT CIRCUS, CONNAUGHT PLACE NEW DELHI DL110001IN
4	A73134967	10097648	YES BANK LIMITED	26/03/2008	29/10/2009	-	110000000.0	9TH FLOOR, NEHRU CENTRE, DISCOVERY OF INDIA, DR. ANNIE BESANT ROAD, WORLI, MUMBAI MH400018IN
5	A36997583	10099318	HDFC BANK LIMITED	03/03/2008	-	-	50000000.0	HDFC BANK HOUSE SENAPATI BAPAT MARG LOWER PAREL W MUMBAI MH400013IN
6	A33505405	10090195	HDFC BANK LIMITED	22/01/2008	-	-	25000000.0	HDFC BANK HOUSE SENAPATI BAPAT MARG LOWER PAREL W MUMBAI MH400013IN

**DISCLAIMER** : This Report is **PRIVATE & CONFIDENTIAL** and it is prepared at the request of and for its use by the Subscriber only. The Subscriber shall use the contents of the Report merely as an aid to its business. Mira Inform Private Limited ("MIPL") has collated information/data in the Report, which have not been verified unless otherwise specifically mentioned in the Report. The Subscriber shall independently verify the accuracy and correctness of the information/data before in any way acting upon the same. MIPL shall not be liable for any harm, injury, loss or damage caused to the Subscriber due to default by the Subscriber's debtors/beneficiaries in fulfilling their obligations of any nature whatsoever. This Report or any of its portion shall not be used as a documentary evidence or otherwise before any investigative agencies or forum of law. This Report is confidential and proprietary to MIPL. The Subscriber and/or any other person(s) may not reproduce, publish or disclose any of the contents of the Report to others without the express authorization of MIPL. This Report is prepared and issued to the Subscriber without any risk, responsibility or liability on the part of MIPL or its officials.

7	A09946 765	100352 34	HDFC BANK LIMITED	24/01/2 007	-	-	20000000.0	HDFC BANK HOUSE SENAPATI BAPAT MARG LOWER PAREL W MUMBAI MH400013IN
---	---------------	--------------	-------------------------	----------------	---	---	------------	--

**FIXED ASSETS:**

**Tangible Asset:**

- Plant and equipment
- Furniture and Fixture
- Computer equipments
- Office equipment
- Vehicles

**Intangible Asset:**

- Computer software

**CMT REPORT (Corruption, Money Laundering & Terrorism]**

The Public Notice information has been collected from various sources including but not limited to: **The Courts, India Prisons Service, Interpol, etc.**

**1] INFORMATION ON DESIGNATED PARTY**

No records exist designating subject or any of its beneficial owners, controlling shareholders or senior officers as terrorist or terrorist organization or whom notice had been received that all financial transactions involving their assets have been blocked or convicted, found guilty or against whom a judgement or order had been entered in a proceedings for violating money-laundering, anti-corruption or bribery or international economic or anti-terrorism sanction laws or whose assets were seized, blocked, frozen or ordered forfeited for violation of money laundering or international anti-terrorism laws.

**2] Court Declaration :**

No records exist to suggest that subject is or was the subject of any formal or informal allegations, prosecutions or other official proceeding for making any prohibited payments or other improper payments to government officials for engaging in prohibited transactions or with designated parties.

**3] Asset Declaration :**

No records exist to suggest that the property or assets of the subject are derived from criminal conduct or a prohibited transaction.

**4] Record on Financial Crime :**

Charges or conviction registered against subject: **None**

**5] Records on Violation of Anti-Corruption Laws :**

Charges or investigation registered against subject: **None**

**6] Records on Int'l Anti-Money Laundering Laws/Standards :**

Charges or investigation registered against subject: **None**

**7] Criminal Records**

No available information exist that suggest that subject or any of its principals have been formally charged or convicted by a competent governmental authority for any financial crime or under any formal investigation by a competent government authority for any violation of anti-corruption laws or international anti-money laundering laws or standard.

**8] Affiliation with Government :**

No record exists to suggest that any director or indirect owners, controlling shareholders, director, officer or employee of the company is a government official or a family member or close business associate of a Government official.

**9] Compensation Package :**

Our market survey revealed that the amount of compensation sought by the subject is fair and reasonable and comparable to compensation paid to others for similar services.

**10] Press Report :**

No press reports / filings exists on the subject.

**CORPORATE GOVERNANCE**

MIRA INFORM as part of its Due Diligence do provide comments on Corporate Governance to identify management and governance. These factors often have been predictive and in some cases have created vulnerabilities to credit deterioration.

Our Governance Assessment focuses principally on the interactions between a company's management, its Board of Directors, Shareholders and other financial stakeholders.

**CONTRAVENTION**

Subject is not known to have contravened any existing local laws, regulations or policies that prohibit, restrict or otherwise affect the terms and conditions that could be included in the agreement with the subject.

**FOREIGN EXCHANGE RATES**

Currency	Unit	INR
US Dollar	1	INR 73.57
UK Pound	1	INR 94.18
Euro	1	INR 83.71

**INFORMATION DETAILS**

Information Gathered by :	SPR
Analysis Done by :	NYT
Report Prepared by :	NKT

**SCORE FACTORS**

DEMERIT POINTS		
--BANK CHARGES	YES/NO	YES
--LITIGATION	YES/NO	NO
--OTHER ADVERSE INFORMATION	YES/NO	NO
MERIT POINTS		
--SOLE DISTRIBUTORSHIP	YES/NO	NO
--EXPORT ACTIVITIES	YES/NO	NO
--AFFILIATION	YES/NO	YES
--LISTED	YES/NO	NO
--OTHER MERIT FACTORS	YES/NO	YES

**RATING EXPLANATIONS**

Credit Rating	Explanation	Rating Comments
A++	Minimum Risk	Business dealings permissible with minimum risk of default
A+	Low Risk	Business dealings permissible with low risk of default
A	Acceptable Risk	Business dealings permissible with moderate risk of default
B	Medium Risk	Business dealings permissible on a regular monitoring basis
C	Medium High Risk	Business dealings permissible preferably on secured basis
D	High Risk	Business dealing not recommended or on secured terms only
NB	New Business	No recommendation can be done due to business in infancy stage
NT	No Trace	No recommendation can be done as the business is not traceable

NB is stated where there is insufficient information to facilitate rating. However, it is not to be considered as unfavourable.

This score serves as a reference to assess SC's credit risk and to set the amount of credit to be extended. It is calculated from a composite of weighted scores obtained from each of the major sections of this report. The assessed factors are as follows:

- Financial condition covering various ratios
- Company background and operations size
- Promoters / Management background
- Payment record
- Litigation against the subject
- Industry scenario / competitor analysis
- Supplier / Customer / Banker review (wherever available)

**DISCLAIMER** : This Report is **PRIVATE & CONFIDENTIAL** and it is prepared at the request of and for its use by the Subscriber only. The Subscriber shall use the contents of the Report merely as an aid to its business. Mira Inform Private Limited ("MIPL") has collated information/data in the Report, which have not been verified unless otherwise specifically mentioned in the Report. The Subscriber shall independently verify the accuracy and correctness of the information/data before in any way acting upon the same. MIPL shall not be liable for any harm, injury, loss or damage caused to the Subscriber due to default by the Subscriber's debtors/beneficiaries in fulfilling their obligations of any nature whatsoever. This Report or any of its portion shall not be used as a documentary evidence or otherwise before any investigative agencies or forum of law. This Report is confidential and proprietary to MIPL. The Subscriber and/or any other person(s) may not reproduce, publish or disclose any of the contents of the Report to others without the express authorization of MIPL. This Report is prepared and issued to the Subscriber without any risk, responsibility or liability on the part of MIPL or its officials.