

## MIRA INFORM REPORT

|               |            |
|---------------|------------|
| Report No. :  | 537651     |
| Report Date : | 01.11.2018 |

### IDENTIFICATION DETAILS

|  |   |
|--|---|
| Name :   | NIPMAN FASTENER INDUSTRIES PRIVATE LIMITED  |
| Registered Office :                              | Office No. 1004, 10th Floor, DLF Jasola Tower B, Plot No. 11, DDA Distt. Centre, Jasola, New Delhi - 110044                                     |
| Tel. No.:  | 91-11-41010085 / 86   |
| Country :  | India   |
| Financials (as on) :                             | 31.03.2017  |
| Date of Incorporation :                          | 03.02.1997  |
| CIN No.:<br>[Company Identification No.]         | U30001DL1997PTC084853   |
| Capital Investment / Paid-up Capital :           | INR 175.002 million   |
| PAN No.:<br>[Permanent Account No.]              | AAACN3215D  |
| GSTN :<br>[Goods & Service Tax Registration No.] | 07AAACN3215D2Z1 (Delhi)<br>06AAACN3215D1Z4 (Haryana)<br>33AAACN3215D1Z7 (Tamilnadu)<br>07AAACN3215D1Z2 (Delhi)<br>05AAACN3215D2Z5 (Uttarakhand) |
| Legal Form :                                     | Private Limited Liability Company   |
| Line of Business :                               | Manufacturer and Sale of Automotive Parts and Components (Registered activity)  |
| No. of Employees :                               | Not Divulged  |

### RATING & COMMENTS

(Mira Inform has adopted New Rating mechanism w.e.f. 23<sup>rd</sup> January 2017)

**DISCLAIMER** : This Report is **PRIVATE & CONFIDENTIAL** and it is prepared at the request of and for its use by the Subscriber only. The Subscriber shall use the contents of the Report merely as an aid to its business. Mira Inform Private Limited ("MIPL") has collated information/data in the Report, which have not been verified unless otherwise specifically mentioned in the Report. The Subscriber shall independently verify the accuracy and correctness of the information/data before in any way acting upon the same. MIPL shall not be liable for any harm, injury, loss or damage caused to the Subscriber due to default by the Subscriber's debtors/beneficiaries in fulfilling their obligations of any nature whatsoever. This Report or any of its portion shall not be used as a documentary evidence or otherwise before any investigative agencies or forum of law. This Report is confidential and proprietary to MIPL. The Subscriber and/or any other person(s) may not reproduce, publish or disclose any of the contents of the Report to others without the express authorization of MIPL. This Report is prepared and issued to the Subscriber without any risk, responsibility or liability on the part of MIPL or its officials.

|                        |   |
|------------------------|---|
| <b>MIRA's Rating :</b> | A |
|------------------------|---|

| Credit Rating | Explanation     | Rating Comments   |
|---------------|-----------------|---|
| A             | Acceptable Risk | Business dealings permissible with moderate risk of default |

|                               |  |
|-------------------------------|--|
| <b>Maximum Credit Limit :</b> | USD 1500000  |
| <b>Status :</b>               | Satisfactory   |
| <b>Payment Behaviour :</b>    | Usually correct  |
| <b>Litigation :</b>           | Clear  |
| <b>Comments :</b>             | <p>Nipman Fastner Industries Private Limited (NFIPL) is engaged in manufacturing automotive fasteners that includes various types of screws and bolts for automotive applications. The company was incorporated in the year 1997 and has its base in New Delhi, India. It is an established company having satisfactory track record.</p> <p>For the financial year ended 2017, the company has witnessed a growth in its revenue and has achieved profit margin at 0.70% (approximately)</p> <p>The company possesses sound financial profile marked by healthy network base along with fair debt level of the company.</p> <p>The company also derives strength from its long standing track of business operations.</p> <p>Trade relations are reported as fair. Business is active. Payment terms are seems to be usually correct.</p> <p>In view of aforesaid, the company can be considered for business dealings at usual trade terms and conditions.</p> |

**NOTES :**

Any query related to this report can be made on e-mail : [infodept@mirainform.com](mailto:infodept@mirainform.com) while quoting report number, name and date.

**ECGC Country Risk Classification List**

| Country Name | Previous Rating<br>(30.06.2018) | Current Rating<br>(30.09.2018) |
|--------------|---------------------------------|--------------------------------|
| India        | A1                              | A1                             |

| Risk Category | ECGC Classification |
|---------------|---------------------|
| Insignificant | A1                  |
| Low Risk      | A2                  |

**DISCLAIMER :** This Report is **PRIVATE & CONFIDENTIAL** and it is prepared at the request of and for its use by the Subscriber only. The Subscriber shall use the contents of the Report merely as an aid to its business. Mira Inform Private Limited ("MIPL") has collated information/data in the Report, which have not been verified unless otherwise specifically mentioned in the Report. The Subscriber shall independently verify the accuracy and correctness of the information/data before in any way acting upon the same. MIPL shall not be liable for any harm, injury, loss or damage caused to the Subscriber due to default by the Subscriber's debtors/beneficiaries in fulfilling their obligations of any nature whatsoever. This Report or any of its portion shall not be used as a documentary evidence or otherwise before any investigative agencies or forum of law. This Report is confidential and proprietary to MIPL. The Subscriber and/or any other person(s) may not reproduce, publish or disclose any of the contents of the Report to others without the express authorization of MIPL. This Report is prepared and issued to the Subscriber without any risk, responsibility or liability on the part of MIPL or its officials.

|                      |    |
|----------------------|----|
| Moderately Low Risk  | B1 |
| Moderate Risk        | B2 |
| Moderately High Risk | C1 |
| High Risk            | C2 |
| Very High Risk       | D  |

**EXTERNAL AGENCY RATING**

|                           |   |
|---------------------------|---|
| <b>Rating Agency Name</b> | <b>CARE</b>   |
| <b>Rating</b>             | <b>Long term rating : BBB</b>                             |
| <b>Rating Explanation</b> | <b>Moderate degree of safety and moderate credit risk</b> |
| <b>Date</b>               | <b>07.11.2017</b>   |

**RBI DEFAULTERS' LIST STATUS**

Subject's name is not enlisted as a defaulter in the publicly available RBI Defaulters' list.

**EPF (Employee Provident Fund) DEFAULTERS' LIST STATUS**

Subject's name is not enlisted as a defaulter in the publicly available EPF (Employee Provident Fund) Defaulters' list as of 31-03-2018.

**BIFR (Board for Industrial & Financial Reconstruction) LISTING STATUS**

Subject's name is not listed as a Sick Unit in the publicly available BIFR (Board for Industrial & Financial Reconstruction) list as of 01.11.2018

**IBBI (Insolvency and Bankruptcy Board of India) LISTING STATUS**

Subject's name is not listed in the publicly available IBBI (Insolvency and Bankruptcy Board of India) list as of report date.

**INFORMATION DENIED**

**Management non-cooperative (Tel No.: 91-11-41010086)**  
**Tel No.: 91-11-41010085 - Continuously Ringing**  
**Tel No.: 91-120-2866074 – Incorrect number**

**LOCATIONS**

|  |  |
|--|--|
| <b>Registered / Corporate Office :</b> | Office No. 1004, 10th Floor, DLF Jasola Tower B, Plot No. 11, DDA Distt. Centre, Jasola, New Delhi – 110044, India |
|--|--|

**DISCLAIMER** : This Report is **PRIVATE & CONFIDENTIAL** and it is prepared at the request of and for its use by the Subscriber only. The Subscriber shall use the contents of the Report merely as an aid to its business. Mira Inform Private Limited ("MIPL") has collated information/data in the Report, which have not been verified unless otherwise specifically mentioned in the Report. The Subscriber shall independently verify the accuracy and correctness of the information/data before in any way acting upon the same. MIPL shall not be liable for any harm, injury, loss or damage caused to the Subscriber due to default by the Subscriber's debtors/beneficiaries in fulfilling their obligations of any nature whatsoever. This Report or any of its portion shall not be used as a documentary evidence or otherwise before any investigative agencies or forum of law. This Report is confidential and proprietary to MIPL. The Subscriber and/or any other person(s) may not reproduce, publish or disclose any of the contents of the Report to others without the express authorization of MIPL. This Report is prepared and issued to the Subscriber without any risk, responsibility or liability on the part of MIPL or its officials.

|                  |  |
|------------------|--|
| <b>Tel. No.:</b> | 91-11-41010085 / 86  |
| <b>Fax No.:</b>  | Not Available  |
| <b>E-Mail :</b>  | <a href="mailto:mdoffice@nipmanfastener.com">mdoffice@nipmanfastener.com</a><br><a href="mailto:marketing@nipmanfastener.com">marketing@nipmanfastener.com</a> |
| <b>Website :</b> | <a href="http://www.nipmangroup.com">http://www.nipmangroup.com</a>  |

**DIRECTORS**

**As on 31.03.2018**

|                              |  |  |                   |                 |
|------------------------------|--|--|-------------------|-----------------|
| <b>Name :</b>                | Mr. Pravin Kumar Malhotra  |  |                   |                 |
| <b>Designation :</b>         | Director   |  |                   |                 |
| <b>Address :</b>             | H-401, Caitriona Apartments, Ambience Island Sector-24 Gurugram-122002, Haryana, India                         |  |                   |                 |
| <b>Date of Birth/Age :</b>   | 01.02.1960   |  |                   |                 |
| <b>Date of Appointment :</b> | 03.02.1997   |  |                   |                 |
| <b>PAN No.:</b>              | AAAPM8438L   |  |                   |                 |
| <b>DIN No.:</b>              | 00814023   |  |                   |                 |
| <b>Other Directorship:</b>   |  |  |                   |                 |
|                              | <b>CIN/FCRN</b>  | <b>Company Name</b>                                  | <b>Begin Date</b> | <b>End Date</b> |
|                              | U28112DL2014PTC269614  | NIPMAN AUTO COMPONENTS PRIVATE LIMITED               | 30/07/2014        | -               |
|                              | U28999DL2016PTC298299  | NIPMAN STEERING SYSTEMS PRIVATE LIMITED              | 20/04/2016        | -               |
| <b>Name :</b>                | Mr. Nipun Kumar Malhotra   |  |                   |                 |
| <b>Designation :</b>         | Whole-Time Director  |  |                   |                 |
| <b>Address :</b>             | Apartment No H-401 Caitriona Ambience Island Apartment, Near NH-08, Sector-24, Gurugram-122002, Haryana, India |  |                   |                 |
| <b>Date of Birth/Age :</b>   | 01.09.1987   |  |                   |                 |
| <b>Date of Appointment :</b> | 17.02.2011   |  |                   |                 |
| <b>PAN No.:</b>              | ATAPM7119D   |  |                   |                 |
| <b>DIN No.:</b>              | 03414566   |  |                   |                 |
| <b>Other Directorship:</b>   |  |  |                   |                 |
|                              | <b>CIN/FCRN</b>  | <b>Company Name</b>                                  | <b>Begin Date</b> | <b>End Date</b> |
|                              | U28112DL2014PTC269614  | NIPMAN AUTO COMPONENTS PRIVATE LIMITED               | 30/07/2014        | -               |
|                              | U28999DL2016PTC298299  | NIPMAN STEERING SYSTEMS PRIVATE LIMITED              | 30/12/2017        | -               |
|                              | U74899DL2006NPL144824  | VISHWAS VISION FOR HEALTH. WELFARE AND SPECIAL NEEDS | 25/09/2015        | -               |
| <b>Name :</b>                | Mr. Ram Prakash Grover   |  |                   |                 |
| <b>Designation :</b>         | Director   |  |                   |                 |
| <b>Address :</b>             | 130, Block-C, Sector-50 Noida, Gautam Budh Nagar Noida 201301, Uttar Pradesh, India                            |  |                   |                 |
| <b>Date of Birth/Age :</b>   | 10.02.1958   |  |                   |                 |

**DISCLAIMER :** This Report is **PRIVATE & CONFIDENTIAL** and it is prepared at the request of and for its use by the Subscriber only. The Subscriber shall use the contents of the Report merely as an aid to its business. Mira Inform Private Limited ("MIPL") has collated information/data in the Report, which have not been verified unless otherwise specifically mentioned in the Report. The Subscriber shall independently verify the accuracy and correctness of the information/data before in any way acting upon the same. MIPL shall not be liable for any harm, injury, loss or damage caused to the Subscriber due to default by the Subscriber's debtors/beneficiaries in fulfilling their obligations of any nature whatsoever. This Report or any of its portion shall not be used as a documentary evidence or otherwise before any investigative agencies or forum of law. This Report is confidential and proprietary to MIPL. The Subscriber and/or any other person(s) may not reproduce, publish or disclose any of the contents of the Report to others without the express authorization of MIPL. This Report is prepared and issued to the Subscriber without any risk, responsibility or liability on the part of MIPL or its officials.

|                              |  |                   |                 |
|------------------------------|--|-------------------|-----------------|
| <b>Date of Appointment :</b> | 01.10.2014   |                   |                 |
| <b>PAN No.:</b>              | AAOPG0608E   |                   |                 |
| <b>DIN No.:</b>              | 06577670   |                   |                 |
| <b>Name :</b>                | Mrs. Priyanka Malhotra   |                   |                 |
| <b>Designation :</b>         | Director   |                   |                 |
| <b>Address :</b>             | Apartment No H-401, Caitriona Ambience Island Apartment Sector-24, Near Nh-08, Nathupur, Gurugram-122002, Haryana, India |                   |                 |
| <b>Date of Birth/Age :</b>   | 09.08.1966   |                   |                 |
| <b>Date of Appointment :</b> | 03.02.1997   |                   |                 |
| <b>PAN No.:</b>              | AAFPM7270F   |                   |                 |
| <b>DIN No.:</b>              | 00795561   |                   |                 |
| <b>Name :</b>                | Mr. Manek Malhotra   |                   |                 |
| <b>Designation :</b>         | Director   |                   |                 |
| <b>Address :</b>             | H-401, Caitriona Apartment Ambience Island, Sector-24, Nathupur, Gurugram - 122002, Haryana, India                       |                   |                 |
| <b>Date of Birth/Age :</b>   | 10.05.1992   |                   |                 |
| <b>Date of Appointment :</b> | 17.02.2011   |                   |                 |
| <b>PAN No.:</b>              | BIYPM5304C   |                   |                 |
| <b>DIN No.:</b>              | 03414537   |                   |                 |
| <b>Other Directorship:</b>   |  |                   |                 |
| <b>CIN/FCRN</b>              | <b>Company Name</b>  | <b>Begin Date</b> | <b>End Date</b> |
| U28999DL2016PTC298299        | NIPMAN STEERING SYSTEMS PRIVATE LIMITED  | 20/04/2016        | -               |

**KEY EXECUTIVES**

|                              |  |
|------------------------------|--|
| <b>Name :</b>                | Mr. Birendra Kumar   |
| <b>Designation :</b>         | Company Secretary  |
| <b>Address :</b>             | H. No.5135, 3rd Floor, B Block, Gali No.114, Sant Nagar, Burari, New Delhi-110084, India |
| <b>Date of Birth/Age :</b>   | 07.02.1981   |
| <b>Date of Appointment :</b> | 01.03.2015   |
| <b>PAN No.:</b>              | BVLPK3452P   |

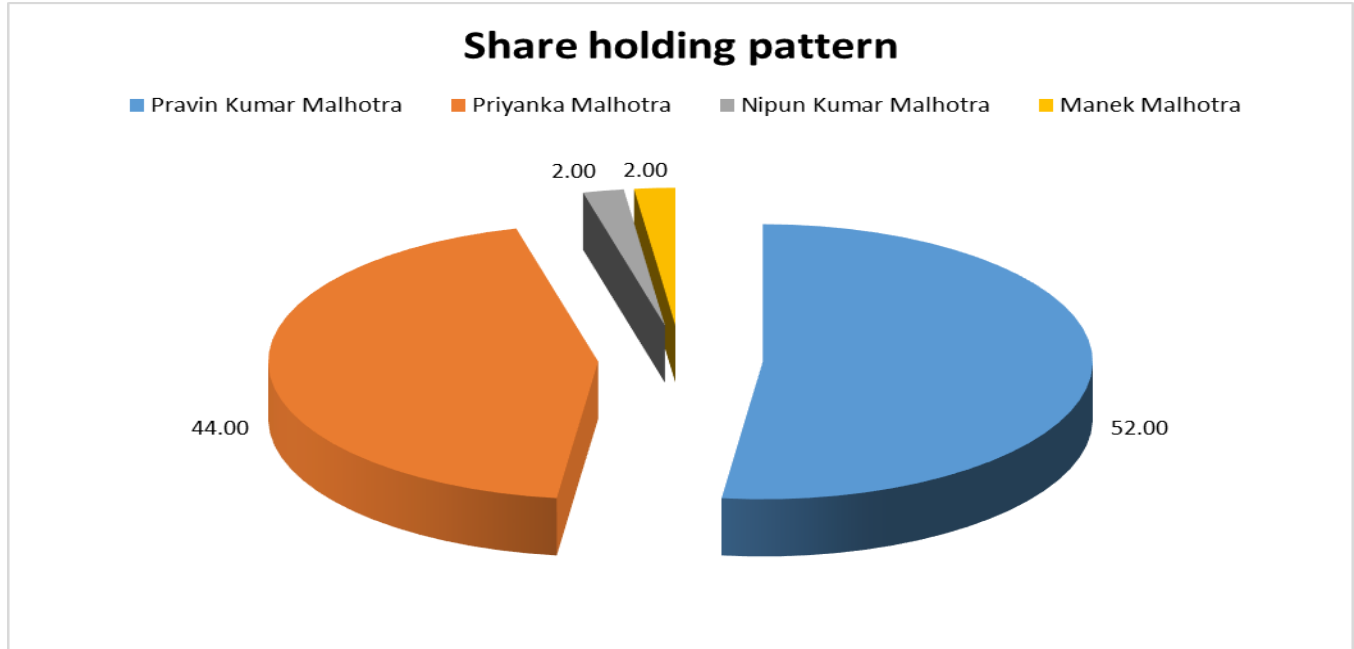
**MAJOR SHAREHOLDERS**

As on 31.03.2017

| <b>Names of Shareholders</b> | <b>No. of Shares</b> | <b>% of Holding</b> |
|------------------------------|----------------------|---------------------|
| Pravin Kumar Malhotra        | 9100000              | 52.00               |
| Priyanka Malhotra            | 7700140              | 44.00               |

**DISCLAIMER :** This Report is **PRIVATE & CONFIDENTIAL** and it is prepared at the request of and for its use by the Subscriber only. The Subscriber shall use the contents of the Report merely as an aid to its business. Mira Inform Private Limited ("MIPL") has collated information/data in the Report, which have not been verified unless otherwise specifically mentioned in the Report. The Subscriber shall independently verify the accuracy and correctness of the information/data before in any way acting upon the same. MIPL shall not be liable for any harm, injury, loss or damage caused to the Subscriber due to default by the Subscriber's debtors/beneficiaries in fulfilling their obligations of any nature whatsoever. This Report or any of its portion shall not be used as a documentary evidence or otherwise before any investigative agencies or forum of law. This Report is confidential and proprietary to MIPL. The Subscriber and/or any other person(s) may not reproduce, publish or disclose any of the contents of the Report to others without the express authorization of MIPL. This Report is prepared and issued to the Subscriber without any risk, responsibility or liability on the part of MIPL or its officials.

|                      |                 |               |
|----------------------|-----------------|---------------|
| Nipun Kumar Malhotra | 350070          | 2.00          |
| Manek Malhotra       | 350000          | 2.00          |
| <b>Total</b>         | <b>17500210</b> | <b>100.00</b> |



**As on 05.05.2017**

| Names of Allottees    | No. of Shares  |
|-----------------------|----------------|
| Pravin Kumar Malhotra | 727364         |
| Priyanka Malhotra     | 363636         |
| <b>Total</b>          | <b>1091000</b> |

**DISCLAIMER** : This Report is **PRIVATE & CONFIDENTIAL** and it is prepared at the request of and for its use by the Subscriber only. The Subscriber shall use the contents of the Report merely as an aid to its business. Mira Inform Private Limited ("MIPL") has collated information/data in the Report, which have not been verified unless otherwise specifically mentioned in the Report. The Subscriber shall independently verify the accuracy and correctness of the information/data before in any way acting upon the same. MIPL shall not be liable for any harm, injury, loss or damage caused to the Subscriber due to default by the Subscriber's debtors/beneficiaries in fulfilling their obligations of any nature whatsoever. This Report or any of its portion shall not be used as a documentary evidence or otherwise before any investigative agencies or forum of law. This Report is confidential and proprietary to MIPL. The Subscriber and/or any other person(s) may not reproduce, publish or disclose any of the contents of the Report to others without the express authorization of MIPL. This Report is prepared and issued to the Subscriber without any risk, responsibility or liability on the part of MIPL or its officials.

**Equity Share Break up (Percentage of Total Equity)**

As on 30.09.2017

| Category   | Percentage    |
|--|---------------|
| Promoters (Individual/Hindu Undivided Family – Indian) | 100.00        |
| <b>Total</b>   | <b>100.00</b> |

**BUSINESS DETAILS**

|                              |  |  |
|------------------------------|--|--|
| <b>Line of Business :</b>    | Manufacturer and Sale of Automotive Parts and Components (Registered activity) |  |
| <b>Products / Services :</b> | <b>Item Code No.</b><br>73181500   | <b>Products/Services Description</b><br>Scrwes, Bolts, Nuts, Coachscrews, Screw Hooks Rivets, Cotters, Cotter-Pins, Washers(Incl Spring Washers, Steering Components) & Smlr Articles Of Irn/Stl |
| <b>Brand Names :</b>         | Not Available  |  |
| <b>Agencies Held :</b>       | Not Available  |  |
| <b>Exports :</b>             | Not Divulged   |  |
| <b>Imports :</b>             | Not Divulged   |  |
| <b>Terms :</b>               | Not Divulged   |  |

**PRODUCTION STATUS – (NOT AVAILABLE)**

**GENERAL INFORMATION**

|  |  |              |
|--|--|--------------|
| <b>Suppliers :</b>                         | <b>Reference :</b>   | Not Divulged |
|  | <b>Name of the Person :</b>  | --           |
|  | <b>Contact No.:</b>  | --           |
|  | <b>Since How Long Known :</b>  | --           |
|  | <b>Maximum Limit Dealt :</b>   | --           |
|  | <b>Experience :</b>  | --           |
|  | <b>Remark:</b>   | --           |
| <b>Customers (From Indirect Sources) :</b> | <ul style="list-style-type: none"> <li>• AG Industries</li> <li>• Hero Motors</li> </ul> |              |

**DISCLAIMER :** This Report is **PRIVATE & CONFIDENTIAL** and it is prepared at the request of and for its use by the Subscriber only. The Subscriber shall use the contents of the Report merely as an aid to its business. Mira Inform Private Limited ("MIPL") has collated information/data in the Report, which have not been verified unless otherwise specifically mentioned in the Report. The Subscriber shall independently verify the accuracy and correctness of the information/data before in any way acting upon the same. MIPL shall not be liable for any harm, injury, loss or damage caused to the Subscriber due to default by the Subscriber's debtors/beneficiaries in fulfilling their obligations of any nature whatsoever. This Report or any of its portion shall not be used as a documentary evidence or otherwise before any investigative agencies or forum of law. This Report is confidential and proprietary to MIPL. The Subscriber and/or any other person(s) may not reproduce, publish or disclose any of the contents of the Report to others without the express authorization of MIPL. This Report is prepared and issued to the Subscriber without any risk, responsibility or liability on the part of MIPL or its officials.

|                           |   |  |  |
|---------------------------|---|--|--|
|                           | <ul style="list-style-type: none"> <li>• BOLLHOFF</li> <li>• Mahindra</li> <li>• Maruti Suzuki</li> <li>• Sandhar</li> <li>• Subros</li> <li>• Renault Nissan</li> <li>• Mando</li> <li>• Vibracoustic</li> <li>• Yamaha</li> </ul> |  |  |
| <b>No. of Employees :</b> | Not Divulged  |  |  |
| <b>Bankers :</b>          | <b>Banker Name :</b>  | Yes Bank Limited   |  |
|                           | <b>Branch :</b>   | Nehru Centre, 9th Floor, Discovery of India, Dr. A.B. Road, Worli, Mumbai-400018, Maharashtra, India |  |
|                           | <b>Person Name (With Designation) :</b>   | --   |  |
|                           | <b>Contact Number :</b>   | --   |  |
|                           | <b>Name of Account Holder :</b>   | --   |  |
|                           | <b>Account Number :</b>   | --   |  |
|                           | <b>Account Since (Date/Year of Account Opening) :</b>   | --   |  |
|                           | <b>Average Balance Maintained :</b>   | --   |  |
|                           | <b>Credit Facilities Enjoyed (CC/OD/Term Loan) :</b>  | --   |  |
|                           | <b>Account Operation :</b>  | --   |  |
|                           | <b>Remark :</b>   | --   |  |
|                           | <ul style="list-style-type: none"> <li>• State Bank of India, SME-Naraina Branch 59, Community Centre, Phase-1, New Delhi-110028, India</li> </ul>  |  |  |
| <b>Facilities :</b>       | <b>Secured Loan</b>   | <b>31.03.2017<br/>(INR in Million)</b>   | <b>31.03.2016<br/>(INR in Million)</b> |
|                           | <b>Long-term Borrowings</b>   |  |  |
|                           | Rupee term loans from banks   | 281.633  | 253.132                                |
|                           | Rupee term loans from others  | 570.125  | 492.892                                |
|                           | <b>Short-term borrowings</b>  |  |  |
|                           | Working capital loans from banks  | 450.097  | 290.302                                |
|                           | <b>Total</b>  | <b>1301.855</b>  | <b>1036.326</b>                        |
| <b>Auditors :</b>         |   |  |  |
| <b>Name :</b>             | B. D. Bansal and Company<br>Chartered Accountants   |  |  |
| <b>Address :</b>          | DSO-503, DLF South Court, Saket District Centre, New Delhi – 110017, India  |  |  |
| <b>Membership No.:</b>    | 520424  |  |  |
| <b>Income-tax PAN of</b>  | AABFB0018J  |  |  |

|  |  |
|--|--|
| <b>auditor or auditor's firm :</b>   |  |
| <b>Memberships :</b>   | Not Available  |
| <b>Collaborators :</b>   | Not Available  |
| <b>Enterprises which are owned, or have significant influence of or are partners with Key management personnel and their relatives :</b> | <ul style="list-style-type: none"> <li>• Hero Motors Limited</li> <li>• Nipman Auto Components Private Limited</li> <li>• Nipman Steering Systems Private Limited</li> </ul> |

**CAPITAL STRUCTURE**

As on 30.09.2017

**Authorised Capital :**

| No. of Shares | Type          | Value         | Amount              |
|---------------|---------------|---------------|---------------------|
| 30000000      | Equity Shares | INR 10/- each | INR 300.000 Million |

**Issued, Subscribed & Paid-up Capital :**

| No. of Shares | Type          | Value         | Amount              |
|---------------|---------------|---------------|---------------------|
| 18591210      | Equity Shares | INR 10/- each | INR 185.912 Million |

As on 31.03.2017

**Authorised Capital :**

| No. of Shares | Type          | Value         | Amount              |
|---------------|---------------|---------------|---------------------|
| 20000000      | Equity Shares | INR 10/- each | INR 200.000 Million |

**Issued, Subscribed & Paid-up Capital :**

| No. of Shares | Type          | Value         | Amount              |
|---------------|---------------|---------------|---------------------|
| 17500210      | Equity Shares | INR 10/- each | INR 175.002 Million |

**FINANCIAL DATA**  
*[all figures are INR Million]*

**ABRIDGED BALANCE SHEET**

| SOURCES OF FUNDS                               | 31.03.2017      | 31.03.2016      | 31.03.2015      |
|--|-----------------|-----------------|-----------------|
| <b>I. EQUITY AND LIABILITIES</b>               |                 |                 |                 |
| (1) Shareholders' Funds                        |                 |                 |                 |
| (a) Share Capital                              | 175.002         | 175.002         | 175.002         |
| (b) Reserves and Surplus                       | 316.499         | 305.525         | 299.735         |
| (c) Money received against share warrants      | 0.000           | 0.000           | 0.000           |
| (2) Share Application money pending allotment  | 29.450          | 0.000           | 0.000           |
| <b>Total Shareholders' Funds (1) + (2)</b>     | <b>520.951</b>  | <b>480.527</b>  | <b>474.737</b>  |
| (3) Non-Current Liabilities                    |                 |                 |                 |
| (a) long-term borrowings                       | 893.040         | 869.970         | 833.389         |
| (b) Deferred tax liabilities (Net)             | 107.649         | 73.822          | 42.821          |
| (c) Other long-term liabilities                | 316.863         | 245.601         | 136.934         |
| (d) long-term provisions                       | 23.749          | 22.144          | 21.143          |
| <b>Total Non-current Liabilities (3)</b>       | <b>1341.301</b> | <b>1211.537</b> | <b>1034.287</b> |
| (4) Current Liabilities                        |                 |                 |                 |
| (a) Short-term borrowings                      | 450.097         | 290.302         | 136.656         |
| (b) Trade payables                             | 347.382         | 223.469         | 345.704         |
| (c) Other current liabilities                  | 579.864         | 474.616         | 202.823         |
| (d) Short-term provisions                      | 14.310          | 8.432           | 4.330           |
| <b>Total Current Liabilities (4)</b>           | <b>1391.653</b> | <b>996.819</b>  | <b>689.513</b>  |
| <b>TOTAL</b>                                   | <b>3253.905</b> | <b>2688.883</b> | <b>2198.537</b> |
| <b>II. ASSETS</b>                              |                 |                 |                 |
| (1) Non-current assets                         |                 |                 |                 |
| (a) Fixed Assets                               |                 |                 |                 |
| (i) Tangible assets                            | 1643.997        | 1459.772        | 716.888         |
| (ii) Intangible Assets                         | 15.380          | 6.310           | 5.883           |
| (iii) Tangible assets capital work-in-progress | 399.555         | 336.243         | 849.041         |
| (iv) Intangible assets under development       | 0.000           | 0.000           | 0.000           |
| (b) Non-current Investments                    | 0.000           | 0.000           | 0.000           |
| (c) Deferred tax assets (net)                  | 0.000           | 0.000           | 0.000           |
| (d) Long-term loans and advances               | 80.339          | 78.130          | 51.963          |
| (e) Other Non-current assets                   | 6.383           | 3.269           | 2.468           |
| <b>Total Non-Current Assets</b>                | <b>2145.654</b> | <b>1883.724</b> | <b>1626.243</b> |
| (2) Current assets                             |                 |                 |                 |

**DISCLAIMER** : This Report is **PRIVATE & CONFIDENTIAL** and it is prepared at the request of and for its use by the Subscriber only. The Subscriber shall use the contents of the Report merely as an aid to its business. Mira Inform Private Limited ("MIPL") has collated information/data in the Report, which have not been verified unless otherwise specifically mentioned in the Report. The Subscriber shall independently verify the accuracy and correctness of the information/data before in any way acting upon the same. MIPL shall not be liable for any harm, injury, loss or damage caused to the Subscriber due to default by the Subscriber's debtors/beneficiaries in fulfilling their obligations of any nature whatsoever. This Report or any of its portion shall not be used as a documentary evidence or otherwise before any investigative agencies or forum of law. This Report is confidential and proprietary to MIPL. The Subscriber and/or any other person(s) may not reproduce, publish or disclose any of the contents of the Report to others without the express authorization of MIPL. This Report is prepared and issued to the Subscriber without any risk, responsibility or liability on the part of MIPL or its officials.

|                                   |                 |                 |                 |
|-----------------------------------|-----------------|-----------------|-----------------|
| (a) Current investments           | 0.000           | 0.000           | 0.000           |
| (b) Inventories                   | 768.277         | 531.542         | 329.652         |
| (c) Trade receivables             | 226.589         | 165.179         | 148.411         |
| (d) Cash and bank balances        | 23.022          | 18.901          | 17.054          |
| (e) Short-term loans and advances | 90.363          | 89.537          | 77.177          |
| (f) Other current assets          | 0.000           | 0.000           | 0.000           |
| <b>Total Current Assets</b>       | <b>1108.251</b> | <b>805.159</b>  | <b>572.294</b>  |
|                                   |                 |                 |                 |
| <b>TOTAL</b>                      | <b>3253.905</b> | <b>2688.883</b> | <b>2198.537</b> |

**PROFIT & LOSS ACCOUNT**

|                  | <b>PARTICULARS</b>  | <b>31.03.2017</b> | <b>31.03.2016</b> | <b>31.03.2015</b> |
|------------------|---|-------------------|-------------------|-------------------|
|                  | <b>SALES</b>  |                   |                   |                   |
|                  | Revenue from operations   | 1559.149          | 1458.477          | 1371.064          |
|                  | Other Income  | 2.031             | 30.168            | 3.627             |
|                  | <b>TOTAL</b>  | <b>1561.180</b>   | <b>1488.645</b>   | <b>1374.691</b>   |
|                  |   |                   |                   |                   |
| <b>Less</b>      | <b>EXPENSES</b>   |                   |                   |                   |
|                  | Cost of Materials Consumed  | 733.035           | 709.486           | 583.510           |
|                  | Purchases of Stock-in-Trade   | 0.000             | 0.000             | 11.249            |
|                  | Changes in inventories of finished goods, work-in-progress and Stock-in-Trade | (149.836)         | (109.355)         | (39.266)          |
|                  | Employee benefit expense  | 140.099           | 126.527           | 116.313           |
|                  | CSR expenditure   | 1.000             | 1.000             | 1.107             |
|                  | Other expenses  | 532.815           | 524.090           | 539.179           |
|                  | Prior period items  | 6.496             | 2.176             | 1.818             |
|                  | <b>TOTAL</b>  | <b>1263.609</b>   | <b>1253.924</b>   | <b>1213.910</b>   |
|                  |   |                   |                   |                   |
|                  | <b>PROFIT/ (LOSS) BEFORE INTEREST, TAX, DEPRECIATION AND AMORTISATION</b>     | <b>297.571</b>    | <b>234.721</b>    | <b>160.781</b>    |
|                  |   |                   |                   |                   |
| <b>Less</b>      | <b>FINANCIAL EXPENSES</b>   | 183.978           | 137.060           | 64.035            |
|                  |   |                   |                   |                   |
|                  | <b>PROFIT / (LOSS) BEFORE TAX, DEPRECIATION AND AMORTISATION</b>              | <b>113.593</b>    | <b>97.661</b>     | <b>96.746</b>     |
|                  |   |                   |                   |                   |
| <b>Less/ Add</b> | <b>DEPRECIATION/ AMORTISATION</b>   | 68.793            | 60.870            | 47.407            |
|                  |   |                   |                   |                   |
|                  | <b>PROFIT/ (LOSS) BEFORE TAX</b>  | <b>44.800</b>     | <b>36.791</b>     | <b>49.339</b>     |
|                  |   |                   |                   |                   |
| <b>Less</b>      | <b>TAX</b>  | 33.827            | 31.001            | 3.642             |
|                  |   |                   |                   |                   |
|                  | <b>PROFIT/ (LOSS) AFTER TAX</b>   | <b>10.973</b>     | <b>5.790</b>      | <b>45.697</b>     |

**DISCLAIMER** : This Report is **PRIVATE & CONFIDENTIAL** and it is prepared at the request of and for its use by the Subscriber only. The Subscriber shall use the contents of the Report merely as an aid to its business. Mira Inform Private Limited ("MIPL") has collated information/data in the Report, which have not been verified unless otherwise specifically mentioned in the Report. The Subscriber shall independently verify the accuracy and correctness of the information/data before in any way acting upon the same. MIPL shall not be liable for any harm, injury, loss or damage caused to the Subscriber due to default by the Subscriber's debtors/beneficiaries in fulfilling their obligations of any nature whatsoever. This Report or any of its portion shall not be used as a documentary evidence or otherwise before any investigative agencies or forum of law. This Report is confidential and proprietary to MIPL. The Subscriber and/or any other person(s) may not reproduce, publish or disclose any of the contents of the Report to others without the express authorization of MIPL. This Report is prepared and issued to the Subscriber without any risk, responsibility or liability on the part of MIPL or its officials.

|  | Earnings / (Loss) Per Share (INR) |             |             |             |
|--|-----------------------------------|-------------|-------------|-------------|
|  | <b>Basic</b>                      | <b>0.63</b> | <b>0.33</b> | <b>2.61</b> |
|  | <b>Diluted</b>                    | <b>0.59</b> | <b>0.33</b> | <b>2.61</b> |

**CURRENT MATURITIES OF LONG TERM DEBT DETAILS**

| Particulars  | 31.03.2017 | 31.03.2016 | 31.03.2015 |
|--|------------|------------|------------|
| Current Maturities of Long term debt               | 124.476    | 137.149    | 49.562     |
| Cash generated from operations                     | NA         | NA         | NA         |
| Net cash flows from (used in) operations           | 315.889    | 164.934    | 310.716    |
| Net cash flows from (used in) operating activities | 314.077    | 160.549    | 305.369    |

**KEY RATIOS**

**EFFICIENCY RATIOS**

| PARTICULARS   | 31.03.2017 | 31.03.2016 | 31.03.2015 |
|---|------------|------------|------------|
| Average Collection Days<br>(Sundry Debtors / Income * 365 Days)   | 53.04      | 41.34      | 39.51      |
| Account Receivables Turnover<br>(Income / Sundry Debtors)         | 6.88       | 8.83       | 9.24       |
| Average Payment Days<br>(Sundry Creditors / Purchases * 365 Days) | 172.97     | 114.97     | 212.16     |
| Inventory Turnover<br>(Operating Income / Inventories)            | 0.39       | 0.44       | 0.49       |
| Asset Turnover<br>(Operating Income / Net Fixed Assets)           | 0.14       | 0.13       | 0.10       |

**LEVERAGE RATIOS**

| PARTICULARS  | 31.03.2017 | 31.03.2016 | 31.03.2015 |
|--|------------|------------|------------|
| Debt Ratio<br>((Borrowing + Current Liabilities) / Total Assets) | 0.74       | 0.75       | 0.72       |
| Debt Equity Ratio<br>(Total Liability / Networth)                | 2.82       | 2.70       | 2.15       |
| Current Liabilities to Networth                                  | 2.67       | 2.07       | 1.45       |

**DISCLAIMER** : This Report is **PRIVATE & CONFIDENTIAL** and it is prepared at the request of and for its use by the Subscriber only. The Subscriber shall use the contents of the Report merely as an aid to its business. Mira Inform Private Limited ("MIPL") has collated information/data in the Report, which have not been verified unless otherwise specifically mentioned in the Report. The Subscriber shall independently verify the accuracy and correctness of the information/data before in any way acting upon the same. MIPL shall not be liable for any harm, injury, loss or damage caused to the Subscriber due to default by the Subscriber's debtors/beneficiaries in fulfilling their obligations of any nature whatsoever. This Report or any of its portion shall not be used as a documentary evidence or otherwise before any investigative agencies or forum of law. This Report is confidential and proprietary to MIPL. The Subscriber and/or any other person(s) may not reproduce, publish or disclose any of the contents of the Report to others without the express authorization of MIPL. This Report is prepared and issued to the Subscriber without any risk, responsibility or liability on the part of MIPL or its officials.

|   |      |      |      |
|---|------|------|------|
| (Current Liabilities / Net Worth)                         |      |      |      |
| Fixed Assets to Networth<br>(Net Fixed Assets / Networth) | 3.95 | 3.75 | 3.31 |
| Interest Coverage Ratio<br>(PBIT / Financial Charges)     | 1.62 | 1.71 | 2.51 |

**PROFITABILITY RATIOS**

| PARTICULARS  |   | 31.03.2017 | 31.03.2016 | 31.03.2015 |
|--|---|------------|------------|------------|
| Net Profit Margin<br>((PAT / Sales) * 100)             | % | 0.70       | 0.40       | 3.33       |
| Return on Total Assets<br>((PAT / Total Assets) * 100) | % | 0.34       | 0.22       | 2.08       |
| Return on Investment (ROI)<br>((PAT / Networth) * 100) | % | 2.11       | 1.20       | 9.63       |

**SOLVENCY RATIOS**

| PARTICULARS   |  | 31.03.2017 | 31.03.2016 | 31.03.2015 |
|---|--|------------|------------|------------|
| Current Ratio<br>(Current Assets / Current Liabilities)                       |  | 0.80       | 0.81       | 0.83       |
| Quick Ratio<br>((Current Assets – Inventories) / Current Liabilities)         |  | 0.24       | 0.27       | 0.35       |
| G-Score Ratio Financial<br>(Networth / Total Assets)                          |  | 0.16       | 0.18       | 0.22       |
| G-Score Ratio Debt<br>(Debts / Equity Capital)                                |  | 8.39       | 7.41       | 5.83       |
| G-Score Ratio Liquidity<br>(Total Current Assets / Total Current Liabilities) |  | 0.80       | 0.81       | 0.83       |

Total Liability = Short-term Debt + Long-term Debt + Current Maturities of Long-term debts

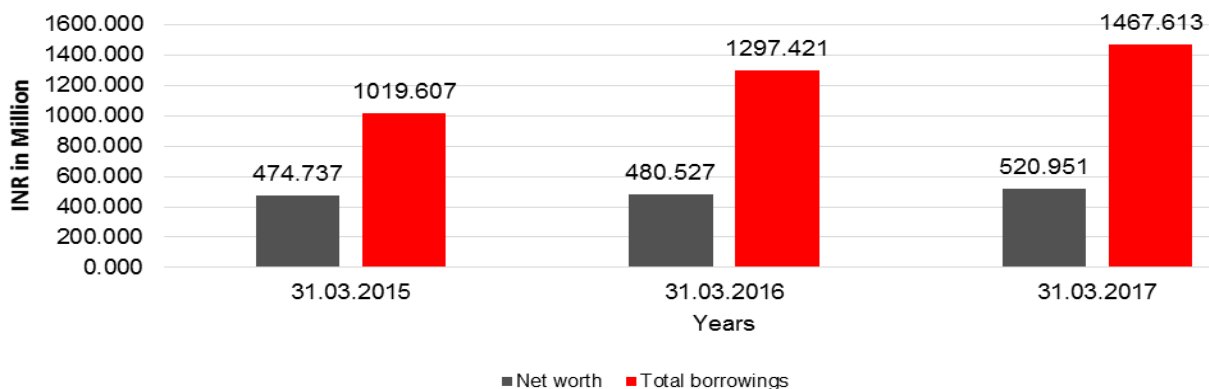
**DISCLAIMER** : This Report is **PRIVATE & CONFIDENTIAL** and it is prepared at the request of and for its use by the Subscriber only. The Subscriber shall use the contents of the Report merely as an aid to its business. Mira Inform Private Limited ("MIPL") has collated information/data in the Report, which have not been verified unless otherwise specifically mentioned in the Report. The Subscriber shall independently verify the accuracy and correctness of the information/data before in any way acting upon the same. MIPL shall not be liable for any harm, injury, loss or damage caused to the Subscriber due to default by the Subscriber's debtors/beneficiaries in fulfilling their obligations of any nature whatsoever. This Report or any of its portion shall not be used as a documentary evidence or otherwise before any investigative agencies or forum of law. This Report is confidential and proprietary to MIPL. The Subscriber and/or any other person(s) may not reproduce, publish or disclose any of the contents of the Report to others without the express authorization of MIPL. This Report is prepared and issued to the Subscriber without any risk, responsibility or liability on the part of MIPL or its officials.

**FINANCIAL ANALYSIS**  
*[all figures are in INR Million]*

**DEBT EQUITY RATIO**

| Particular                                | 31.03.2015      | 31.03.2016      | 31.03.2017      |
|---|-----------------|-----------------|-----------------|
|   | INR In Million  | INR In Million  | INR In Million  |
| Share Capital                             | 175.002         | 175.002         | 175.002         |
| Reserves & Surplus                        | 299.735         | 305.525         | 316.499         |
| Money received against share warrants     | 0.000           | 0.000           | 0.000           |
| Share Application money pending allotment | 0.000           | 0.000           | 29.450          |
| <b>Net worth</b>                          | <b>474.737</b>  | <b>480.527</b>  | <b>520.951</b>  |
| long-term borrowings                      | 833.389         | 869.970         | 893.040         |
| Short term borrowings                     | 136.656         | 290.302         | 450.097         |
| Current maturities of long-term debts     | 49.562          | 137.149         | 124.476         |
| <b>Total borrowings</b>                   | <b>1019.607</b> | <b>1297.421</b> | <b>1467.613</b> |
| <b>Debt/Equity ratio</b>                  | <b>2.148</b>    | <b>2.700</b>    | <b>2.817</b>    |

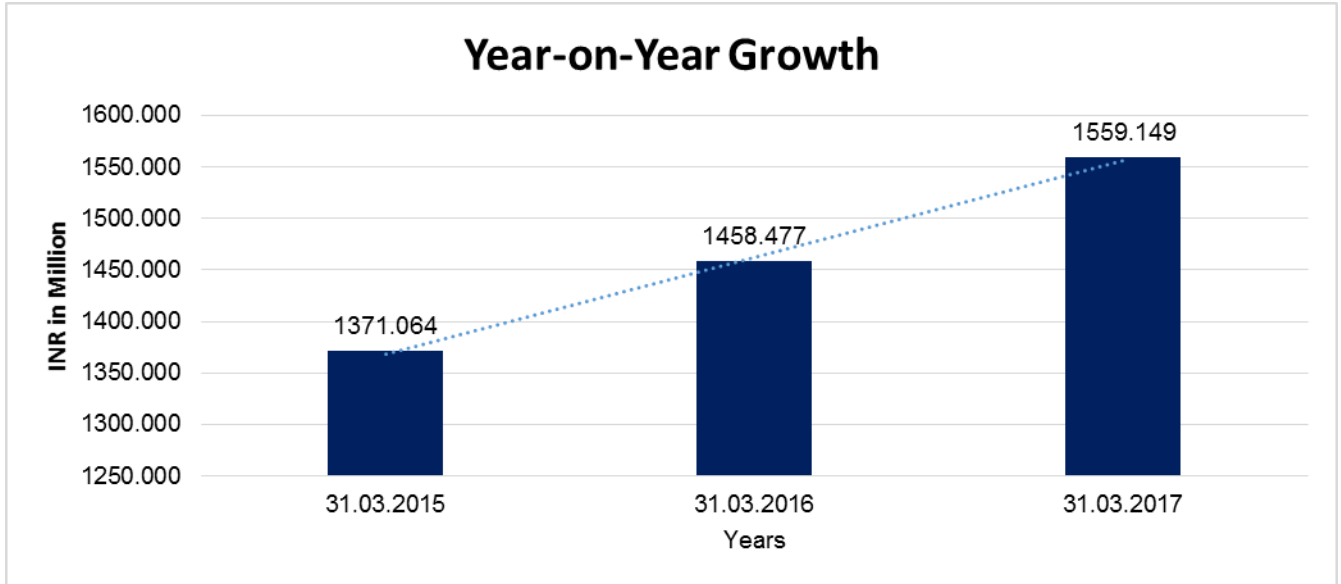
**Debt to Equity**



**YEAR-ON-YEAR GROWTH**

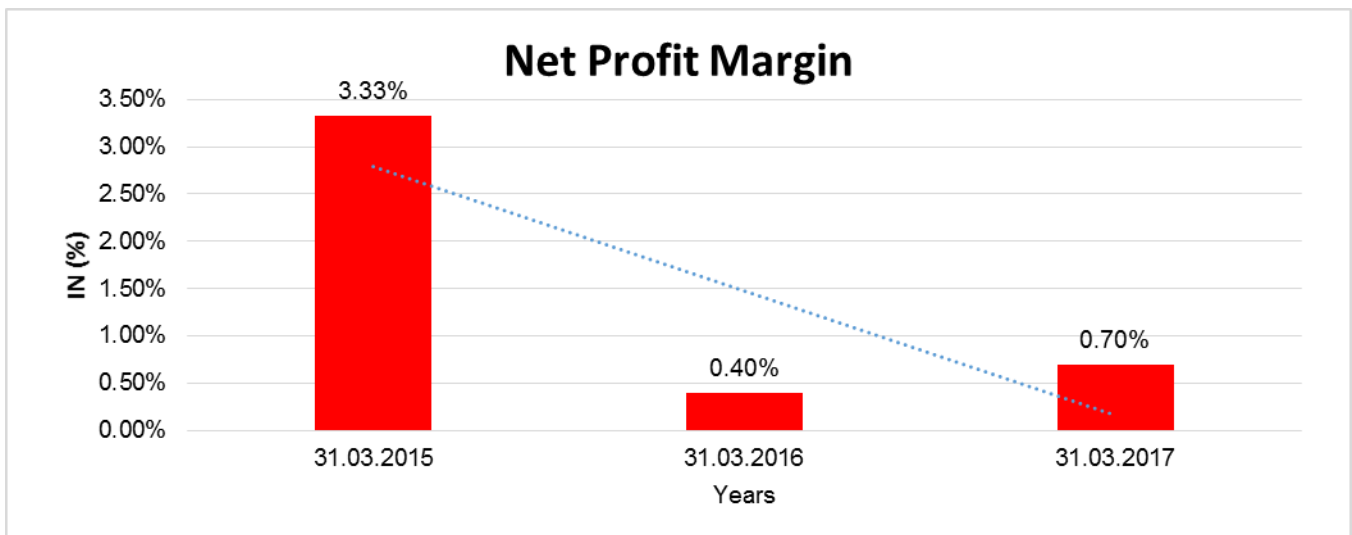
| Year on Year Growth | 31.03.2015       | 31.03.2016       | 31.03.2017       |
|---------------------|------------------|------------------|------------------|
|                     | (INR In Million) | (INR In Million) | (INR In Million) |
| Sales               | 1371.064         | 1458.477         | 1559.149         |
|                     |                  | <b>6.376</b>     | <b>6.903</b>     |

**DISCLAIMER** : This Report is **PRIVATE & CONFIDENTIAL** and it is prepared at the request of and for its use by the Subscriber only. The Subscriber shall use the contents of the Report merely as an aid to its business. Mira Inform Private Limited ("MIPL") has collated information/data in the Report, which have not been verified unless otherwise specifically mentioned in the Report. The Subscriber shall independently verify the accuracy and correctness of the information/data before in any way acting upon the same. MIPL shall not be liable for any harm, injury, loss or damage caused to the Subscriber due to default by the Subscriber's debtors/beneficiaries in fulfilling their obligations of any nature whatsoever. This Report or any of its portion shall not be used as a documentary evidence or otherwise before any investigative agencies or forum of law. This Report is confidential and proprietary to MIPL. The Subscriber and/or any other person(s) may not reproduce, publish or disclose any of the contents of the Report to others without the express authorization of MIPL. This Report is prepared and issued to the Subscriber without any risk, responsibility or liability on the part of MIPL or its officials.



**NET PROFIT MARGIN**

| Net Profit Margin | 31.03.2015       | 31.03.2016       | 31.03.2017       |
|-------------------|------------------|------------------|------------------|
|                   | (INR In Million) | (INR In Million) | (INR In Million) |
| Sales             | 1371.064         | 1458.477         | 1559.149         |
| Profit/ (Loss)    | 45.697           | 5.790            | 10.973           |
|                   | <b>3.33 %</b>    | <b>0.40 %</b>    | <b>0.70%</b>     |



**DISCLAIMER :** This Report is **PRIVATE & CONFIDENTIAL** and it is prepared at the request of and for its use by the Subscriber only. The Subscriber shall use the contents of the Report merely as an aid to its business. Mira Inform Private Limited ("MIPL") has collated information/data in the Report, which have not been verified unless otherwise specifically mentioned in the Report. The Subscriber shall independently verify the accuracy and correctness of the information/data before in any way acting upon the same. MIPL shall not be liable for any harm, injury, loss or damage caused to the Subscriber due to default by the Subscriber's debtors/beneficiaries in fulfilling their obligations of any nature whatsoever. This Report or any of its portion shall not be used as a documentary evidence or otherwise before any investigative agencies or forum of law. This Report is confidential and proprietary to MIPL. The Subscriber and/or any other person(s) may not reproduce, publish or disclose any of the contents of the Report to others without the express authorization of MIPL. This Report is prepared and issued to the Subscriber without any risk, responsibility or liability on the part of MIPL or its officials.

**LOCAL AGENCY FURTHER INFORMATION**

| Sr. No. | Check List by Info Agents                          | Available in Report (Yes / No) |
|---------|--|--------------------------------|
| 1]      | Year of establishment                              | Yes                            |
| 2]      | Constitution of the entity Incorporation details   | Yes                            |
| 3]      | Locality of the entity                             | Yes                            |
| 4]      | Premises details                                   | No                             |
| 5]      | Buyer visit details                                | --                             |
| 6]      | Contact numbers                                    | Yes                            |
| 7]      | Name of the person contacted                       | No                             |
| 8]      | Designation of contact person                      | No                             |
| 9]      | Promoter's background                              | Yes                            |
| 10]     | Date of Birth of Proprietor / Partners / Directors | Yes                            |
| 11]     | Pan Card No. of Proprietor / Partners              | Yes                            |
| 12]     | Voter Id Card No. of Proprietor / Partners         | No                             |
| 13]     | Type of business                                   | Yes                            |
| 14]     | Line of Business                                   | Yes                            |
| 15]     | Export/import details (if applicable)              | No                             |
| 16]     | No. of employees                                   | No                             |
| 17]     | Details of sister concerns                         | Yes                            |
| 18]     | Major suppliers                                    | No                             |
| 19]     | Major customers                                    | Yes                            |
| 20]     | Banking Details                                    | Yes                            |
| 21]     | Banking facility details                           | Yes                            |
| 22]     | Conduct of the banking account                     | --                             |
| 23]     | Financials, if provided                            | Yes                            |
| 24]     | Capital in the business                            | Yes                            |
| 25]     | Last accounts filed at ROC, if applicable          | Yes                            |
| 26]     | Turnover of firm for last three years              | Yes                            |
| 27]     | Reasons for variation <> 20%                       | --                             |
| 28]     | Estimation for coming financial year               | No                             |
| 29]     | Profitability for last three years                 | Yes                            |
| 30]     | Major shareholders, if available                   | Yes                            |
| 31]     | External Agency Rating, if available               | Yes                            |
| 32]     | Litigations that the firm/promoter involved in     | --                             |
| 33]     | Market information                                 | --                             |

|     |   |    |
|-----|---|----|
| 34] | Payments terms                                      | No |
| 35] | Negative Reporting by Auditors in the Annual Report | No |

**NOTE:** Registered office of the company has been shifted from 2A/3, 1st Floor, Kundan Mansion, Asaf Ali Road, New Delhi – 110002, India to the present address w.e.f. 22.03.2012

**REVIEW OF BUSINESS OPERATIONS AND FUTURE PROSPECTS:**

The Company has performed modestly in the past year despite challenging economic conditions and stressed demand due to demonetization. The Company achieved a revenue growth of about 4.87% and was able to maintain its profitability in spite of various inflationary pressure and other growth related expenses. The Directors are optimistic about the future and expect significant business growth during 2017-18 including starting of commercial production of steering division.

**UNSECURED LOAN**

| PARTICULAR                   | 31.03.2017<br>(INR in Million) | 31.03.2016<br>(INR in Million) |
|------------------------------|--------------------------------|--------------------------------|
| <b>Long-term Borrowings</b>  |                                |                                |
| Rupee term loans from others | 41.282                         | 123.946                        |
| <b>Total</b>                 | <b>41.282</b>                  | <b>123.946</b>                 |

**INDEX OF CHARGES**

| S No | SRN       | Charge Id | Charge Holder Name          | Date of Creation | Date of Modification | Date of Satisfaction | Amount      | Address   |
|------|-----------|-----------|-----------------------------|------------------|----------------------|----------------------|-------------|---|
| 1    | G45906088 | 100102918 | State Bank of India         | 29/05/2017       | -                    | -                    | 500000000.0 | SME-Naraina Branch59 Community Centre, Phase-1New DelhiDL110028IN                 |
| 2    | G36533305 | 100079002 | PNB HOUSING FINANCE LIMITED | 31/01/2017       | -                    | -                    | 95200000.0  | 9TH FLOOR ANTRIKSH BHAWAN22 K G MARGNEW DELHIDL110001IN                           |
| 3    | G75336909 | 100016754 | YES BANK LIMITED            | 25/02/2016       | 18/01/2018           | -                    | 250000000.0 | Nehru Centre, 9th Floor, Discovery of IndiaDr. A.B. Road, Worli,MumbaiMH400018 IN |
| 4    | G77026    | 100017    | YES                         | 25/02/2017       | 09/02/2018           | -                    | 300000000.0 | Nehru Centre, 9th Floor,  |

**DISCLAIMER :** This Report is **PRIVATE & CONFIDENTIAL** and it is prepared at the request of and for its use by the Subscriber only. The Subscriber shall use the contents of the Report merely as an aid to its business. Mira Inform Private Limited ("MIPL") has collated information/data in the Report, which have not been verified unless otherwise specifically mentioned in the Report. The Subscriber shall independently verify the accuracy and correctness of the information/data before in any way acting upon the same. MIPL shall not be liable for any harm, injury, loss or damage caused to the Subscriber due to default by the Subscriber's debtors/beneficiaries in fulfilling their obligations of any nature whatsoever. This Report or any of its portion shall not be used as a documentary evidence or otherwise before any investigative agencies or forum of law. This Report is confidential and proprietary to MIPL. The Subscriber and/or any other person(s) may not reproduce, publish or disclose any of the contents of the Report to others without the express authorization of MIPL. This Report is prepared and issued to the Subscriber without any risk, responsibility or liability on the part of MIPL or its officials.

|        |               |              |                                     |                |                |   |             |  |
|--------|---------------|--------------|-------------------------------------|----------------|----------------|---|-------------|--|
|        | 631           | 175          | BANK<br>LIMITE<br>D                 | 016            | 18             |   |             | Discovery of IndiaDr.<br>A.B. Road,<br>Worli,MumbaiMH400018<br>IN                    |
| 5      | G35504<br>406 | 105902<br>64 | ICICI<br>BANK<br>LIMITE<br>D        | 15/07/2<br>015 | 19/12/20<br>16 | - | 5000000.0   | LANDMARKRACE<br>COURCE<br>CIRCLEALKAPURIBAR<br>ODAGu390015IN                         |
| 6      | G35555<br>275 | 105898<br>71 | ICICI<br>BANK<br>LIMITE<br>D        | 15/07/2<br>015 | 13/01/20<br>17 | - | 210000000.0 | LANDMARKRACE<br>COURCE<br>CIRCLEALKAPURIBAR<br>ODAGu390015IN                         |
| 7      | G36125<br>136 | 105898<br>72 | ICICI<br>BANK<br>LIMITE<br>D        | 15/07/2<br>015 | 19/01/20<br>17 | - | 70000000.0  | LANDMARKRACE<br>COURCE<br>CIRCLEALKAPURIBAR<br>ODAGu390015IN                         |
| 8      | G35290<br>063 | 105599<br>50 | State<br>Bank of<br>Mysore          | 30/03/2<br>015 | 21/12/20<br>16 | - | 240000000.0 | IFB Branch15-17,<br>Shaheed Bhagat Singh<br>Marg, Near Gole<br>MarketDelhiDL110001IN |
| 9      | C40105<br>769 | 105439<br>25 | Hero<br>FinCor<br>p<br>Limited      | 21/06/2<br>014 | -              | - | 6400000.0   | 34, COMMUNITY<br>CENTRE, BASANT<br>LOKVASANT<br>VIHARNEW<br>DELHIDL110057IN          |
| 1<br>0 | C06516<br>785 | 105027<br>48 | BAJAJ<br>FINAN<br>CE<br>LIMITE<br>D | 11/03/2<br>014 | -              | - | 125000000.0 | AKURDI PUNE-<br>PuneMH411035IN   |

**CONTINGENT LIABILITIES:**

| <b>PARTICULARS</b>   | <b>31.03.2017<br/>(INR in Million)</b> | <b>31.03.2016<br/>(INR in Million)</b> |
|--|--|--|
| Bonus of FY 2014-15 as per Amendment in Payment of Bonus Act 1965                | 0.947                                  | 0.947                                  |
| Capital contracts remaining to be executed and not provided for(net of Advances) | 0.000                                  | 20.415                                 |
| <b>Total</b>   | <b>0.947</b>                           | <b>21.362</b>                          |

**DISCLAIMER :** This Report is **PRIVATE & CONFIDENTIAL** and it is prepared at the request of and for its use by the Subscriber only. The Subscriber shall use the contents of the Report merely as an aid to its business. Mira Inform Private Limited ("MIPL") has collated information/data in the Report, which have not been verified unless otherwise specifically mentioned in the Report. The Subscriber shall independently verify the accuracy and correctness of the information/data before in any way acting upon the same. MIPL shall not be liable for any harm, injury, loss or damage caused to the Subscriber due to default by the Subscriber's debtors/beneficiaries in fulfilling their obligations of any nature whatsoever. This Report or any of its portion shall not be used as a documentary evidence or otherwise before any investigative agencies or forum of law. This Report is confidential and proprietary to MIPL. The Subscriber and/or any other person(s) may not reproduce, publish or disclose any of the contents of the Report to others without the express authorization of MIPL. This Report is prepared and issued to the Subscriber without any risk, responsibility or liability on the part of MIPL or its officials.

**FIXED ASSETS**

- Land
- Building
- Furniture and Fixture
- Computer
- Plant and Equipment
- Vehicles
- Office equipment

**CMT REPORT (Corruption, Money Laundering & Terrorism]**

The Public Notice information has been collected from various sources including but not limited to: ***The Courts, India Prisons Service, Interpol, etc.***

**1] INFORMATION ON DESIGNATED PARTY**

No records exist designating subject or any of its beneficial owners, controlling shareholders or senior officers as terrorist or terrorist organization or whom notice had been received that all financial transactions involving their assets have been blocked or convicted, found guilty or against whom a judgement or order had been entered in a proceedings for violating money-laundering, anti-corruption or bribery or international economic or anti-terrorism sanction laws or whose assets were seized, blocked, frozen or ordered forfeited for violation of money laundering or international anti-terrorism laws.

**2] Court Declaration :**

No records exist to suggest that subject is or was the subject of any formal or informal allegations, prosecutions or other official proceeding for making any prohibited payments or other improper payments to government officials for engaging in prohibited transactions or with designated parties.

**3] Asset Declaration :**

No records exist to suggest that the property or assets of the subject are derived from criminal conduct or a prohibited transaction.

**4] Record on Financial Crime :**

Charges or conviction registered against subject: **None**

**5] Records on Violation of Anti-Corruption Laws :**

Charges or investigation registered against subject: **None**

**6] Records on Int'l Anti-Money Laundering Laws/Standards :**

Charges or investigation registered against subject: **None**

**7] Criminal Records**

No available information exist that suggest that subject or any of its principals have been formally charged or convicted by a competent governmental authority for any financial crime or under any formal investigation by a competent government authority for any violation of anti-corruption laws or international anti-money laundering laws or standard.

**8] Affiliation with Government :**

No record exists to suggest that any director or indirect owners, controlling shareholders, director, officer or employee of the company is a government official or a family member or close business associate of a Government official.

**9] Compensation Package :**

Our market survey revealed that the amount of compensation sought by the subject is fair and reasonable and comparable to compensation paid to others for similar services.

**10] Press Report :**

No press reports / filings exists on the subject.

**CORPORATE GOVERNANCE**

MIRA INFORM as part of its Due Diligence do provide comments on Corporate Governance to identify management and governance. These factors often have been predictive and in some cases have created vulnerabilities to credit deterioration.

Our Governance Assessment focuses principally on the interactions between a company's management, its Board of Directors, Shareholders and other financial stakeholders.

**CONTRAVENTION**

Subject is not known to have contravened any existing local laws, regulations or policies that prohibit, restrict or otherwise affect the terms and conditions that could be included in the agreement with the subject.

**FOREIGN EXCHANGE RATES**

| Currency  | Unit | INR       |
|-----------|------|-----------|
| US Dollar | 1    | INR 73.99 |
| UK Pound  | 1    | INR 94.10 |
| Euro      | 1    | INR 83.93 |

**INFORMATION DETAILS**

|                                  |      |
|----------------------------------|------|
| <b>Information Gathered by :</b> | SHW  |
| <b>Analysis Done by :</b>        | DIV  |
| <b>Report Prepared by :</b>      | JYTK |

**SCORE FACTORS**

|                             |        |     |
|-----------------------------|--------|-----|
| DEMERIT POINTS              |        |     |
| --BANK CHARGES              | YES/NO | YES |
| --LITIGATION                | YES/NO | NO  |
| --OTHER ADVERSE INFORMATION | YES/NO | NO  |
| MERIT POINTS                |        |     |
| --SOLE DISTRIBUTORSHIP      | YES/NO | NO  |
| --EXPORT ACTIVITIES         | YES/NO | NO  |
| --AFFILIATION               | YES/NO | YES |
| --LISTED                    | YES/NO | NO  |
| --OTHER MERIT FACTORS       | YES/NO | YES |

**RATING EXPLANATIONS**

| Credit Rating | Explanation      | Rating Comments  |
|---------------|------------------|--|
| A++           | Minimum Risk     | Business dealings permissible with minimum risk of default     |
| A+            | Low Risk         | Business dealings permissible with low risk of default         |
| A             | Acceptable Risk  | Business dealings permissible with moderate risk of default    |
| B             | Medium Risk      | Business dealings permissible on a regular monitoring basis    |
| C             | Medium High Risk | Business dealings permissible preferably on secured basis      |
| D             | High Risk        | Business dealing not recommended or on secured terms only      |
| NB            | New Business     | No recommendation can be done due to business in infancy stage |
| NT            | No Trace         | No recommendation can be done as the business is not traceable |

NB is stated where there is insufficient information to facilitate rating. However, it is not to be considered as unfavourable.

This score serves as a reference to assess SC's credit risk and to set the amount of credit to be extended. It is calculated from a composite of weighted scores obtained from each of the major sections of this report. The assessed factors are as follows:

- Financial condition covering various ratios
- Company background and operations size
- Promoters / Management background
- Payment record
- Litigation against the subject
- Industry scenario / competitor analysis
- Supplier / Customer / Banker review (wherever available)

**DISCLAIMER** : This Report is **PRIVATE & CONFIDENTIAL** and it is prepared at the request of and for its use by the Subscriber only. The Subscriber shall use the contents of the Report merely as an aid to its business. Mira Inform Private Limited ("MIPL") has collated information/data in the Report, which have not been verified unless otherwise specifically mentioned in the Report. The Subscriber shall independently verify the accuracy and correctness of the information/data before in any way acting upon the same. MIPL shall not be liable for any harm, injury, loss or damage caused to the Subscriber due to default by the Subscriber's debtors/beneficiaries in fulfilling their obligations of any nature whatsoever. This Report or any of its portion shall not be used as a documentary evidence or otherwise before any investigative agencies or forum of law. This Report is confidential and proprietary to MIPL. The Subscriber and/or any other person(s) may not reproduce, publish or disclose any of the contents of the Report to others without the express authorization of MIPL. This Report is prepared and issued to the Subscriber without any risk, responsibility or liability on the part of MIPL or its officials.