

MIRA INFORM REPORT

Report No. :	538304
Report Date :	05.11.2018

IDENTIFICATION DETAILS

Name :	ORGANIC INDUSTRIES PRIVATE LIMITED (w.e.f.06.03.2012)
Formerly Known As :	ORGANIC INDUSTRIES LIMITED (w.e.f.20.07.2007) ORGANIC PLASTICS LIMITED (w.e.f.27.06.2007) ORGANIC PLASTICS PRIVATE LIMITED
Registered Office :	601-602, Delta, Technology Street, Hiranandani Gardens, Powai, Mumbai – 400076, Maharashtra
Tel. No.:	91- 22-41622840
Country :	India
Financials (as on) :	31.03.2017
Date of Incorporation :	25.03.1997
CIN No.: [Company Identification No.]	U25201MH1997PTC106819
Capital Investment / Paid-up Capital :	INR 99.390 Million
TIN No.:	27540002949
PAN No.: [Permanent Account No.]	AAACO3738N
GSTN : [Goods & Service Tax Registration No.]	27AAACO3738N1Z2
Legal Form :	Private Limited Liability Company
Line of Business :	Manufacturer and Supplier of Pharmaceuticals, Active Pharmaceutical Ingredients, Dosage Pharmaceuticals and Other Products. (Registered Activity)

DISCLAIMER : This Report is **PRIVATE & CONFIDENTIAL** and it is prepared at the request of and for its use by the Subscriber only. The Subscriber shall use the contents of the Report merely as an aid to its business. Mira Inform Private Limited ("MIPL") has collated information/data in the Report, which have not been verified unless otherwise specifically mentioned in the Report. The Subscriber shall independently verify the accuracy and correctness of the information/data before in any way acting upon the same. MIPL shall not be liable for any harm, injury, loss or damage caused to the Subscriber due to default by the Subscriber's debtors/beneficiaries in fulfilling their obligations of any nature whatsoever. This Report or any of its portion shall not be used as a documentary evidence or otherwise before any investigative agencies or forum of law. This Report is confidential and proprietary to MIPL. The Subscriber and/or any other person(s) may not reproduce, publish or disclose any of the contents of the Report to others without the express authorization of MIPL. This Report is prepared and issued to the Subscriber without any risk, responsibility or liability on the part of MIPL or its officials.

No. of Employees :	Not Divulged
---------------------------	--------------

RATING & COMMENTS
(Mira Inform has adopted New Rating mechanism w.e.f. 23rd January 2017)

MIRA's Rating :	A
------------------------	----------

Credit Rating	Explanation	Rating Comments
A	Acceptable Risk	Business dealings permissible with moderate risk of default

Maximum Credit Limit :	USD 616000
Status :	Satisfactory
Payment Behaviour :	Slow but correct
Litigation :	Clear
Comments :	<p>Subject was incorporated in the year 1997. The company is a manufacturer of chemicals, pharmaceutical drug intermediate, etc.</p> <p>As per the financial of 2017, the company has achieved an average growth of 4.31% in its revenue along with net profit margin of 3.34%.</p> <p>The company possesses satisfactory financial profile marked by adequate net worth base along with slightly high debt balance sheet profile and acceptable liquidity position.</p> <p>Business is active. Payment seems to be slow but correct.</p> <p>In view of aforesaid the company can be considered for business dealings at usual trade terms and conditions.</p>

NOTES :

Any query related to this report can be made on e-mail : infodept@mirainform.com while quoting report number, name and date.

ECGC Country Risk Classification List

Country Name	Previous Rating (30.06.2018)	Current Rating (30.09.2018)
India	A1	A1

Risk Category	ECGC Classification
Insignificant	A1

DISCLAIMER : This Report is **PRIVATE & CONFIDENTIAL** and it is prepared at the request of and for its use by the Subscriber only. The Subscriber shall use the contents of the Report merely as an aid to its business. Mira Inform Private Limited ("MIPL") has collated information/data in the Report, which have not been verified unless otherwise specifically mentioned in the Report. The Subscriber shall independently verify the accuracy and correctness of the information/data before in any way acting upon the same. MIPL shall not be liable for any harm, injury, loss or damage caused to the Subscriber due to default by the Subscriber's debtors/beneficiaries in fulfilling their obligations of any nature whatsoever. This Report or any of its portion shall not be used as a documentary evidence or otherwise before any investigative agencies or forum of law. This Report is confidential and proprietary to MIPL. The Subscriber and/or any other person(s) may not reproduce, publish or disclose any of the contents of the Report to others without the express authorization of MIPL. This Report is prepared and issued to the Subscriber without any risk, responsibility or liability on the part of MIPL or its officials.

Low Risk	A2
Moderately Low Risk	B1
Moderate Risk	B2
Moderately High Risk	C1
High Risk	C2
Very High Risk	D

EXTERNAL AGENCY RATING

NOT AVAILABLE

RBI DEFAULTERS' LIST STATUS

Subject's name is not enlisted as a defaulter in the publicly available RBI Defaulters' list.

EPF (Employee Provident Fund) DEFAULTERS' LIST STATUS

Subject's name is not enlisted as a defaulter in the publicly available EPF (Employee Provident Fund) Defaulters' list as of 31-03-2018.

BIFR (Board for Industrial & Financial Reconstruction) LISTING STATUS

Subject's name is not listed as a Sick Unit in the publicly available BIFR (Board for Industrial & Financial Reconstruction) list as of 05.11.2018.

IBBI (Insolvency and Bankruptcy Board of India) LISTING STATUS

Subject's name is not listed in the publicly available IBBI (Insolvency and Bankruptcy Board of India) list as of report date.

INFORMATION DECLINED

Name :	Mrs. Pooja
Designation :	Account Executive
Contact No.:	91-22-41622840
Date :	01.11.2018

LOCATIONS

Registered /Head Office :	601-602, Delta, Technology Street, Hiranandani Gardens, Powai, Mumbai – 400076, Maharashtra, India
Tel. No.:	91- 22-41622828 (100 lines)/25797509
Fax No.:	91-22-41622803
E-Mail :	pravir.shetty@organicgroup.co.in anand_shetty@organicgroup.co.in info@organicgroup.co.in adish@organicgroup.co.in
Website :	www.organicgroup.co.in
Regional Office 1/ Branch Office 1:	74, 1st Main, Lower Palace Orchards, Opposite Swassdishta Restaurant, Sadashiv Nagar, Bhashyam Circle, Bangalore - 560 080, Karnataka, India
Tel. No.:	91-80-2334 6772 / 6773 / 6774
Fax No.:	91-80-2334 6774
Branch Office 2:	5/163, GIDC, Dahel, Vaghra, Bharuch – 392130, Gujarat
Regional Office 2 :	D-6 Nelson Chambers, 115. Nelson Manickam Road, Aminjikarai, Chennai – 600029, Tamilnadu, India
Factory 1 :	Plot No.9, Station Road, Opposite Mumbai-Nasik Highway, Taluka Shahapur, Asangaon - 421 601, Maharashtra, India
Tel. No.:	91-2527-272161/ 272164
Fax No. :	91-2527-272983
Factory 2 :	S.No. 28/1, 28/2, Kempalingana Halli Road, Obanayakana Halli, Nelamangala Taluka, Bangalore - 562123, Karnataka, India
Tel. No.:	91-80-7725685/7725687
Fax No. :	91-80-7725689
Factory 3 :	Plenco Closures Private Limited 22, Govt. Industrial Estate, Phase II, Piparia, Silvassa – 390230, Dadar and Nagar Haveli, India
Tel. No.:	91-260-2640258/3097978
Factory 4 :	Plenco Closures Private Limited 28, Govt. Industrial Estate, Phase II, Piparia, Silvassa – 390230, Dadar and Nagar Haveli, India

Factory 5 :	S/No. 910/7/2 Village Aml-Dockmardi Behind Recolin, Silvassa – 396230, Dadar and Nagar Haveli, India
Factory 6 :	S/163, GIDC, Dahej, Taluka Vaghra, District Bharuch Gujarat – 329130, India
Factory 7 :	Survey No. 72/1, Village Moti Badai, Taluka Mandavi, District Kutch - 370 001 Gujarat, India

DIRECTORS

AS ON: 31.03.2018

Name :	Mr. Adish Anand Shetty		
Designation :	Director		
Address :	1801, Odyssey-1, Hiranandani Gardens, A. S. Marg, Powai, Mumbai – 400076, Maharashtra, India		
Date of Birth/Age :	02.09.1988		
Qualification :	B.A		
Date of Appointment :	16.03.2007		
PAN No.:	BINPS1229P		
DIN No.:	01210843		
Other Directorship :			
CIN/FCRN	Company Name	Begin Date	End Date
U14290MH2018PTC314842	HEJJRASS MINECHEM PRIVATE LIMITED	27/09/2018	-
U25209MH2012PTC228919	ORGANIC PLASTICS PRIVATE LIMITED	29/03/2012	-
U29195MH2003PTC141823	PLENCO CLOSURES PRIVATE LIMITED	16/03/2007	-
U52331MH2008PTC187839	TRIMURTHI PLASTOMECH PRIVATE LIMITED	29/10/2008	-
Name :	Mr. Pravir Anand Shetty		
Designation :	Director		
Address :	1801, Odyssey-1, Hiranandani Gardens, A. S. Marg, Powai, Mumbai – 400076, Maharashtra, India		
Date of Birth/Age :	21.01.1984		
Qualification :	M.B.A		
Date of Appointment :	28.06.2002		
PAN No.:	AVLPS1934K		
DIN No.:	01287484		
Other Directorship :			
CIN/FCRN	Company Name	Begin Date	End Date
U14290MH2018PTC314842	HEJJRASS MINECHEM PRIVATE LIMITED	27/09/2018	-
U25209MH2012PTC228919	ORGANIC PLASTICS PRIVATE LIMITED	29/03/2012	-
U29195MH2003PTC141823	PLENCO CLOSURES PRIVATE LIMITED	01/03/2004	-
U52331MH2008PTC187839	TRIMURTHI PLASTOMECH PRIVATE LIMITED	29/10/2008	-

Name :	Mr. Anand Monappa Shetty
Designation :	Managing Director
Address :	1801, Odyssey-1, Hiranandani Gardens, A. S. Marg, Powai, Mumbai – 400076, Maharashtra, India
Date of Birth/Age :	08.01.1953
Qualification :	B.A
Date of Appointment :	28.03.1997
PAN No.:	AAOPS6358R
DIN No.:	01287510

Other Directorship :

CIN/FCRN	Company Name	Begin Date	End Date
U14290MH2018PTC314842	HEJJRASS MINECHEM PRIVATE LIMITED	27/09/2018	-
U25200MH1988PTC048174	PRAVIR POLYMERS PVT LTD.	20/07/1988	-
U25203MH2006PTC159777	TRIDENT POLYMERS PRIVATE LIMITED	16/02/2006	-
U25209MH2012PTC228919	ORGANIC PLASTICS PRIVATE LIMITED	29/03/2012	-
U29195MH2003PTC141823	PLENCO CLOSURES PRIVATE LIMITED	01/03/2004	-
U52331MH2008PTC187839	TRIMURTHI PLASTOMECH PRIVATE LIMITED	29/10/2008	-

Name :	Mrs. Shashirekha Anand Shetty
Designation :	Director
Address :	1801, Odyssey - 1, Hiranandani Gardens A.S. Marg, Powai, Mumbai - 400076, Maharashtra, India
Date of Birth/Age :	01.06.1959
Qualification :	B.A
Date of Appointment :	25.03.1997
PAN No.:	AAOPS6360F
DIN No.:	02135741

Other Directorship :

CIN/FCRN	Company Name	Begin Date	End Date
U14290MH2018PTC314842	HEJJRASS MINECHEM PRIVATE LIMITED	27/09/2018	-
U25200MH1988PTC048174	PRAVIR POLYMERS PVT LTD.	20/07/1988	-
U25203MH2006PTC159777	TRIDENT POLYMERS PRIVATE LIMITED	16/02/2006	-
U25209MH2012PTC228919	ORGANIC PLASTICS PRIVATE LIMITED	29/03/2012	-
U29195MH2003PTC141823	PLENCO CLOSURES PRIVATE LIMITED	21/08/2003	-
U52331MH2008PTC187839	TRIMURTHI PLASTOMECH PRIVATE LIMITED	29/10/2008	-

KEY EXECUTIVE

Name :	Mrs. Pooja
Designation :	Account Executive

MAJOR SHAREHOLDERS / SHAREHOLDING PATTERN

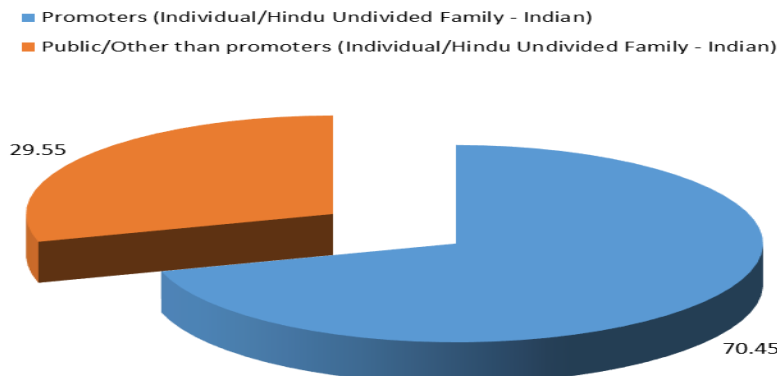
AS ON: 31.03.2017

Names of Shareholders	No. of Shares	% age holding
Adish Anand Shetty	1388100	13.97
Anand Monappa Shetty	5559000	55.93
A M Shetty (HUF)	50900	0.51
Pravir Anand Shetty	1497500	15.07
Shashirekha Anand Shetty	1443500	14.52
Total	9939000	100.00

AS ON: 30.09.2017

Equity Share Breakup	Percentage of Holding
Category	
Promoters (Individual/Hindu Undivided Family - Indian)	70.45
Public/Other than promoters (Individual/Hindu Undivided Family - Indian)	29.55
Total	100.00

Share holding pattern



BUSINESS DETAILS

DISCLAIMER : This Report is **PRIVATE & CONFIDENTIAL** and it is prepared at the request of and for its use by the Subscriber only. The Subscriber shall use the contents of the Report merely as an aid to its business. Mira Inform Private Limited ("MIPL") has collated information/data in the Report, which have not been verified unless otherwise specifically mentioned in the Report. The Subscriber shall independently verify the accuracy and correctness of the information/data before in any way acting upon the same. MIPL shall not be liable for any harm, injury, loss or damage caused to the Subscriber due to default by the Subscriber's debtors/beneficiaries in fulfilling their obligations of any nature whatsoever. This Report or any of its portion shall not be used as a documentary evidence or otherwise before any investigative agencies or forum of law. This Report is confidential and proprietary to MIPL. The Subscriber and/or any other person(s) may not reproduce, publish or disclose any of the contents of the Report to others without the express authorization of MIPL. This Report is prepared and issued to the Subscriber without any risk, responsibility or liability on the part of MIPL or its officials.

Line of Business :	Manufacturer and Supplier of Pharmaceuticals, Active Pharmaceutical Ingredients, Dosage Pharmaceuticals and Other Products. (Registered Activity)	
Products :	ITC Code No.	Product Descriptions
	39233090	Plastic Packaging &Articles
Brand Names :	Not Divulged	
Agencies Held :	Not Divulged	
Exports :	Not Divulged	
Imports :	Not Divulged	
Terms :		
Selling :	Not Divulged	
Purchasing :	Not Divulged	

PRODUCTION STATUS: NOT AVAILABLE

GENERAL INFORMATION

Suppliers :	Reference:	Not Divulged
	Name of the Person (Designation):	--
	Contact Number:	--
	Since how long known:	--
	Maximum limit dealt:	--
	Experience:	--
	Remark	--
Customers :	Reference:	Not Divulged
	Name of the Person (Designation):	--
	Contact Number:	--
	Since how long known:	--
	Maximum limit dealt:	--
	Experience:	--
	Remark	--
No. of Employees :	Not Divulged	

DISCLAIMER : This Report is **PRIVATE & CONFIDENTIAL** and it is prepared at the request of and for its use by the Subscriber only. The Subscriber shall use the contents of the Report merely as an aid to its business. Mira Inform Private Limited ("MIPL") has collated information/data in the Report, which have not been verified unless otherwise specifically mentioned in the Report. The Subscriber shall independently verify the accuracy and correctness of the information/data before in any way acting upon the same. MIPL shall not be liable for any harm, injury, loss or damage caused to the Subscriber due to default by the Subscriber's debtors/beneficiaries in fulfilling their obligations of any nature whatsoever. This Report or any of its portion shall not be used as a documentary evidence or otherwise before any investigative agencies or forum of law. This Report is confidential and proprietary to MIPL. The Subscriber and/or any other person(s) may not reproduce, publish or disclose any of the contents of the Report to others without the express authorization of MIPL. This Report is prepared and issued to the Subscriber without any risk, responsibility or liability on the part of MIPL or its officials.

Bankers :	<ul style="list-style-type: none"> SVC Co-Operative Bank Limited Ground & 1st Floor, Sabnis Niwas, Ratanshi, RHB Road, Mulund West, Mumbai, - 400080, Maharashtra, India The Shamrao Vithal Co-Op. Bank India G-1, 6, 7, 8, Ganesh Kripa, RHB Road, Mulund (West), Mumbai - 400080, Maharashtra, India ICICI Bank Limited ICICI Bank Tower, Near Chakli Circle, Old Padra Road, Vadodara - 390007, Gujarat, India 		
Facilities :	SECURED LOANS	31.03.2017 (INR In Million)	31.03.2016 (INR In Million)
	LONG-TERM BORROWINGS		
	Rupee term loans from banks	138.065	92.602
	Other loans and advances, others	464.930	237.867
	SHORT TERM BORROWINGS		
	Other loans and advances, others	133.126	210.973
	Total	736.121	541.442

Financial Institution :	<ul style="list-style-type: none"> Tata Capital Financial Services Limited One Forbes, Dr. V. B. Gandhi Marg, Fort, Mumbai - 400001, Maharashtra, India
Auditors :	
Name :	Shetty and Bala Chartered Accountants
Address :	12 , Jyoti Bhauhagh, Gokhale Road, Mumbai, Maharashtra, India
Income-tax PAN of auditor or auditor's firm :	AALPS9113P
Memberships :	Not Available
Collaborators :	Not Available
Subsidiary Company:	Pravir Polymers Private Limited [U25200MH1988PTC048174]
Enterprises which are owned, or have significant influence of or are partners with Key management personnel and their relatives:	<ul style="list-style-type: none"> Trimurti Polymers Private Limited [U51909GJ2001PTC040117] Plenco Closures Private Limited [U29195MH2003PTC141823]



MIRA INFORM PRIVATE LIMITED
605, Palmspring, Near D'Mart, Link Road,
Malad (West), Mumbai - 400 064. INDIA
Tel : 91-22-40448000 (44 lines)
Fax : 91-22-40448045 / 40448046
E-mail : mira@mirainform.com
info@mirainform.com
Website : <http://www.mirainform.com>
<http://www.miraglobalcheck.com>
<http://www.miraglobalcollections.com>

DISCLAIMER : This Report is **PRIVATE & CONFIDENTIAL** and it is prepared at the request of and for its use by the Subscriber only. The Subscriber shall use the contents of the Report merely as an aid to its business. Mira Inform Private Limited ("MIPL") has collated information/data in the Report, which have not been verified unless otherwise specifically mentioned in the Report. The Subscriber shall independently verify the accuracy and correctness of the information/data before in any way acting upon the same. MIPL shall not be liable for any harm, injury, loss or damage caused to the Subscriber due to default by the Subscriber's debtors/beneficiaries in fulfilling their obligations of any nature whatsoever. This Report or any of its portion shall not be used as a documentary evidence or otherwise before any investigative agencies or forum of law. This Report is confidential and proprietary to MIPL. The Subscriber and/or any other person(s) may not reproduce, publish or disclose any of the contents of the Report to others without the express authorization of MIPL. This Report is prepared and issued to the Subscriber without any risk, responsibility or liability on the part of MIPL or its officials.

CAPITAL STRUCTURE

AS ON: 31.03.2017

Authorised Capital :

No. of Shares	Type	Value	Amount
10000000	Equity Shares	INR 10/- each	INR 100.000 Million

Issued, Subscribed & Paid-up Capital :

No. of Shares	Type	Value	Amount
9939000	Equity Shares	INR 10/- each	INR 99.390 Million

FINANCIAL DATA
[all figures are in INR Million]

ABRIDGED BALANCE SHEET [STANDALONE]

SOURCES OF FUNDS	31.03.2017	31.03.2016	31.03.2015
I. EQUITY AND LIABILITIES			
(1) Shareholders' Funds			
(a) Share Capital	99.390	99.390	99.390
(b) Reserves and Surplus	116.214	46.015	(5.984)
(c) Money received against share warrants	0.000	0.000	0.000
(2) Share Application money pending allotment	0.000	0.000	0.000
Total Shareholders' Funds (1) + (2)	215.604	145.405	93.406
(3) Non-Current Liabilities			
(a) long-term borrowings	602.995	330.469	279.569
(b) Deferred tax liabilities (Net)	0.000	0.000	0.000
(c) Other long-term liabilities	13.278	60.129	56.610
(d) long-term provisions	0.000	0.000	0.000
Total Non-current Liabilities (3)	616.273	390.598	336.179
(4) Current Liabilities			
(a) Short-term borrowings	133.126	210.973	233.409
(b) Trade payables	199.702	218.961	187.915
(c) Other current liabilities	37.716	48.733	39.663
(d) Short-term provisions	23.932	32.357	12.650
Total Current Liabilities (4)	394.476	511.024	473.637
TOTAL	1226.353	1047.027	903.222
II. ASSETS			
(1) Non-current assets			
(a) Fixed Assets			
(i) Tangible assets	610.602	525.335	456.811
(ii) Intangible Assets	0.000	0.000	0.000
(iii) Tangible assets capital work-in-progress	0.000	0.000	5.356
(iv) Intangible assets under development	0.000	0.000	0.000
(b) Non-current Investments	4.338	2.888	2.088
(c) Deferred tax assets (net)	19.584	19.019	18.880
(d) Long-term loans and advances	8.663	8.263	8.817
(e) Other Non-current assets	32.407	31.456	22.927
Total Non-Current Assets	675.594	586.961	514.879

DISCLAIMER : This Report is **PRIVATE & CONFIDENTIAL** and it is prepared at the request of and for its use by the Subscriber only. The Subscriber shall use the contents of the Report merely as an aid to its business. Mira Inform Private Limited ("MIPL") has collated information/data in the Report, which have not been verified unless otherwise specifically mentioned in the Report. The Subscriber shall independently verify the accuracy and correctness of the information/data before in any way acting upon the same. MIPL shall not be liable for any harm, injury, loss or damage caused to the Subscriber due to default by the Subscriber's debtors/beneficiaries in fulfilling their obligations of any nature whatsoever. This Report or any of its portion shall not be used as a documentary evidence or otherwise before any investigative agencies or forum of law. This Report is confidential and proprietary to MIPL. The Subscriber and/or any other person(s) may not reproduce, publish or disclose any of the contents of the Report to others without the express authorization of MIPL. This Report is prepared and issued to the Subscriber without any risk, responsibility or liability on the part of MIPL or its officials.

(2) Current assets			
(a) Current investments	0.000	0.000	0.000
(b) Inventories	189.806	83.334	75.795
(c) Trade receivables	314.093	317.984	257.401
(d) Cash and bank balances	30.349	33.152	27.912
(e) Short-term loans and advances	5.904	6.974	3.202
(f) Other current assets	10.607	18.622	24.033
Total Current Assets	550.759	460.066	388.343
TOTAL	1226.353	1047.027	903.222

PROFIT & LOSS ACCOUNT

	PARTICULARS	31.03.2017	31.03.2016	31.03.2015
	SALES			
	Revenue from operations	2103.820	2016.930	2016.929
	Other Income	15.423	14.119	11.167
	TOTAL	2119.243	2031.049	2028.096
Less	EXPENSES			
	Cost of Materials Consumed	1097.999	1078.883	1141.628
	Changes in inventories of finished goods, work-in-progress and Stock-in-Trade	(28.111)	8.462	78.227
	Employee benefit expense	100.492	103.177	75.532
	Other expenses	677.238	611.711	584.746
	TOTAL	1847.618	1802.233	1880.133
	PROFIT/ (LOSS) BEFORE INTEREST, TAX, DEPRECIATION AND AMORTISATION	271.625	228.816	147.963
Less	FINANCIAL EXPENSES	74.340	74.006	74.404
	PROFIT / (LOSS) BEFORE TAX, DEPRECIATION AND AMORTISATION	197.285	154.810	73.559
Less/ Add	DEPRECIATION/ AMORTISATION	91.151	70.174	152.184
	PROFIT/ (LOSS) BEFORE TAX	106.134	84.636	(78.625)
Less	TAX	35.935	32.637	(31.737)
	PROFIT/ (LOSS) AFTER TAX	70.199	51.999	(46.888)
	Earnings / (Loss) Per Share (INR)	7.06	5.23	(4.72)

DISCLAIMER : This Report is **PRIVATE & CONFIDENTIAL** and it is prepared at the request of and for its use by the Subscriber only. The Subscriber shall use the contents of the Report merely as an aid to its business. Mira Inform Private Limited ("MIPL") has collated information/data in the Report, which have not been verified unless otherwise specifically mentioned in the Report. The Subscriber shall independently verify the accuracy and correctness of the information/data before in any way acting upon the same. MIPL shall not be liable for any harm, injury, loss or damage caused to the Subscriber due to default by the Subscriber's debtors/beneficiaries in fulfilling their obligations of any nature whatsoever. This Report or any of its portion shall not be used as a documentary evidence or otherwise before any investigative agencies or forum of law. This Report is confidential and proprietary to MIPL. The Subscriber and/or any other person(s) may not reproduce, publish or disclose any of the contents of the Report to others without the express authorization of MIPL. This Report is prepared and issued to the Subscriber without any risk, responsibility or liability on the part of MIPL or its officials.

CURRENT MATURITIES OF LONG TERM DEBT DETAILS

Particulars	31.03.2017	31.03.2016	31.03.2015
Current Maturities of Long term debt	NA	NA	NA
Net cash flows from (used in) operations	94.963	213.159	195.381
Net cash flows from (used in) operating activities	94.963	180.802	195.381

KEY RATIOS

EFFICIENCY RATIOS

PARTICULARS	31.03.2017	31.03.2016	31.03.2015
Average Collection Days (Sundry Debtors / Income * 365 Days)	54.49	57.54	46.58
Account Receivables Turnover (Income / Sundry Debtors)	6.70	6.34	7.84
Average Payment Days (Sundry Creditors / Purchases * 365 Days)	66.39	74.08	60.08
Inventory Turnover (Operating Income / Inventories)	1.43	2.75	1.95
Asset Turnover (Operating Income / Net Fixed Assets)	0.44	0.44	0.32

LEVERAGE RATIOS

PARTICULARS	31.03.2017	31.03.2016	31.03.2015
Debt Ratio ((Borrowing + Current Liabilities) / Total Assets)	0.81	0.80	0.83
Debt Equity Ratio (Total Liability / Networth)	3.41	3.72	5.49
Current Liabilities to Networth (Current Liabilities / Net Worth)	1.83	3.51	5.07
Fixed Assets to Networth	2.83	3.61	4.95

DISCLAIMER : This Report is **PRIVATE & CONFIDENTIAL** and it is prepared at the request of and for its use by the Subscriber only. The Subscriber shall use the contents of the Report merely as an aid to its business. Mira Inform Private Limited ("MIPL") has collated information/data in the Report, which have not been verified unless otherwise specifically mentioned in the Report. The Subscriber shall independently verify the accuracy and correctness of the information/data before in any way acting upon the same. MIPL shall not be liable for any harm, injury, loss or damage caused to the Subscriber due to default by the Subscriber's debtors/beneficiaries in fulfilling their obligations of any nature whatsoever. This Report or any of its portion shall not be used as a documentary evidence or otherwise before any investigative agencies or forum of law. This Report is confidential and proprietary to MIPL. The Subscriber and/or any other person(s) may not reproduce, publish or disclose any of the contents of the Report to others without the express authorization of MIPL. This Report is prepared and issued to the Subscriber without any risk, responsibility or liability on the part of MIPL or its officials.

(Net Fixed Assets / Networth)			
Interest Coverage Ratio (PBIT / Financial Charges)	3.65	3.09	1.99

PROFITABILITY RATIOS

PARTICULARS		31.03.2017	31.03.2016	31.03.2015
Net Profit Margin (PAT / Sales) * 100	%	3.34	2.58	(2.32)
Return on Total Assets (PAT / Total Assets) * 100	%	5.72	4.97	(5.19)
Return on Investment (ROI) (PAT / Networth) * 100	%	32.56	35.76	(50.20)

SOLVENCY RATIOS

PARTICULARS		31.03.2017	31.03.2016	31.03.2015
Current Ratio (Current Assets / Current Liabilities)		1.40	0.90	0.82
Quick Ratio (Current Assets – Inventories) / Current Liabilities)		0.92	0.74	0.66
G-Score Ratio Financial (Networth / Total Assets)		0.18	0.14	0.10
G-Score Ratio Debt (Debts / Equity Capital)		7.41	5.45	5.16
G-Score Ratio Liquidity (Total Current Assets / Total Current Liabilities)		1.40	0.90	0.82

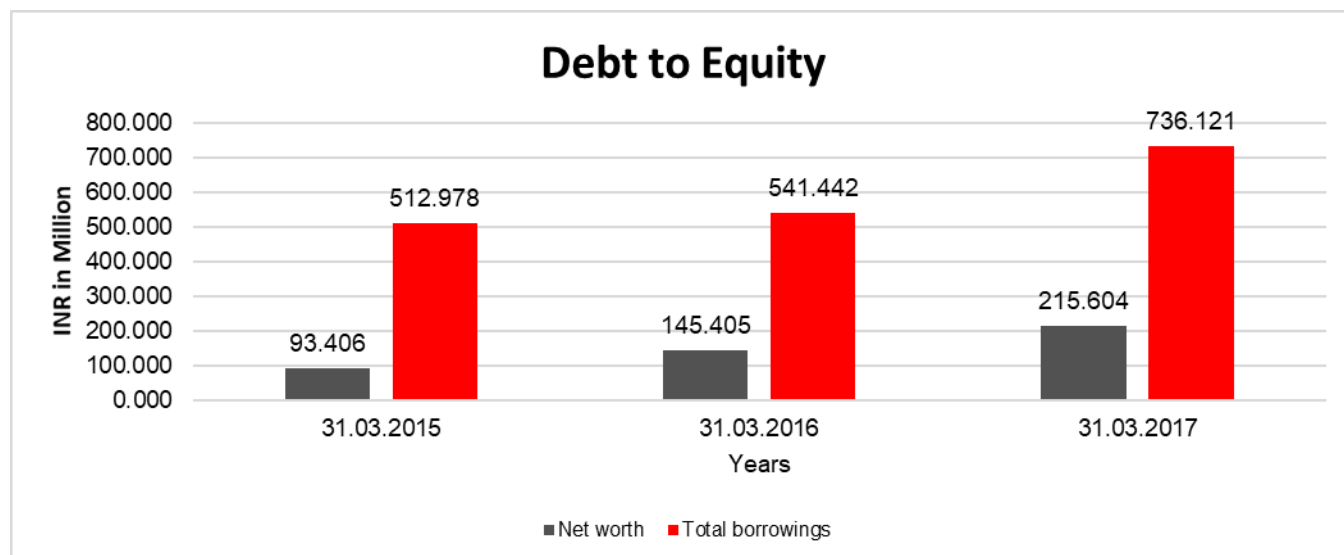
Total Liability = Short-term Debt + Long-term Debt + Current Maturities of Long-term debts

DISCLAIMER : This Report is **PRIVATE & CONFIDENTIAL** and it is prepared at the request of and for its use by the Subscriber only. The Subscriber shall use the contents of the Report merely as an aid to its business. Mira Inform Private Limited ("MIPL") has collated information/data in the Report, which have not been verified unless otherwise specifically mentioned in the Report. The Subscriber shall independently verify the accuracy and correctness of the information/data before in any way acting upon the same. MIPL shall not be liable for any harm, injury, loss or damage caused to the Subscriber due to default by the Subscriber's debtors/beneficiaries in fulfilling their obligations of any nature whatsoever. This Report or any of its portion shall not be used as a documentary evidence or otherwise before any investigative agencies or forum of law. This Report is confidential and proprietary to MIPL. The Subscriber and/or any other person(s) may not reproduce, publish or disclose any of the contents of the Report to others without the express authorization of MIPL. This Report is prepared and issued to the Subscriber without any risk, responsibility or liability on the part of MIPL or its officials.

FINANCIAL ANALYSIS
[all figures are in INR Million]

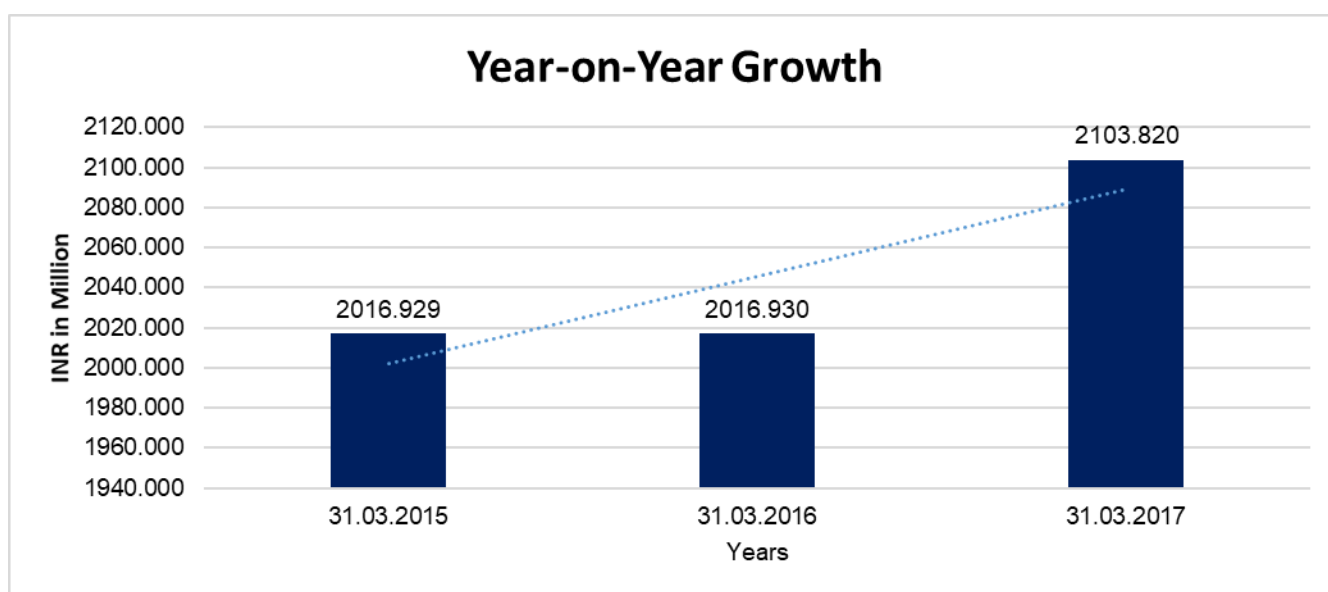
DEBT EQUITY RATIO

Particulars	31.03.2015 (INR In Million)	31.03.2016 (INR In Million)	31.03.2017 (INR In Million)
Share Capital	99.390	99.390	99.390
Reserves & Surplus	(5.984)	46.015	116.214
Money received against share warrants	0.000	0.000	0.000
Share Application money pending allotment	0.000	0.000	0.000
Net worth	93.406	145.405	215.604
Long-term borrowings	279.569	330.469	602.995
Short term borrowings	233.409	210.973	133.126
Total borrowings	512.978	541.442	736.121
Debt/Equity ratio	5.492	3.724	3.414



YEAR-ON-YEAR GROWTH

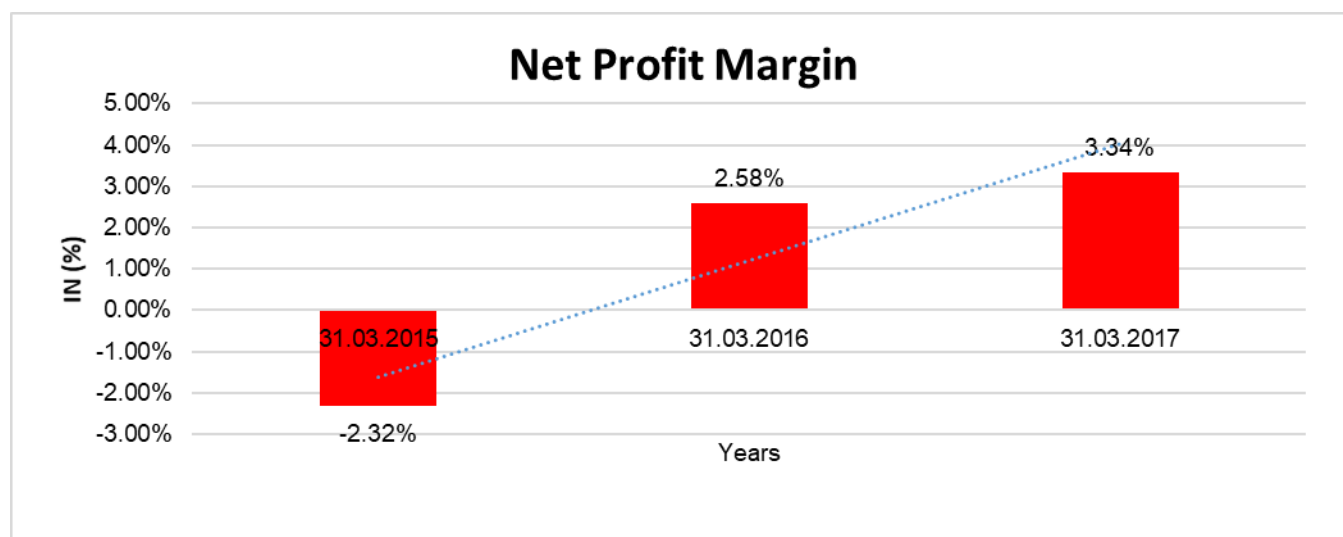
Year on Year Growth	31.03.2015 (INR In Million)	31.03.2016 (INR In Million)	31.03.2017 (INR In Million)
Sales	2016.929	2016.930	2103.820
		0.000	4.308



DISCLAIMER : This Report is **PRIVATE & CONFIDENTIAL** and it is prepared at the request of and for its use by the Subscriber only. The Subscriber shall use the contents of the Report merely as an aid to its business. Mira Inform Private Limited ("MIPL") has collated information/data in the Report, which have not been verified unless otherwise specifically mentioned in the Report. The Subscriber shall independently verify the accuracy and correctness of the information/data before in any way acting upon the same. MIPL shall not be liable for any harm, injury, loss or damage caused to the Subscriber due to default by the Subscriber's debtors/beneficiaries in fulfilling their obligations of any nature whatsoever. This Report or any of its portion shall not be used as a documentary evidence or otherwise before any investigative agencies or forum of law. This Report is confidential and proprietary to MIPL. The Subscriber and/or any other person(s) may not reproduce, publish or disclose any of the contents of the Report to others without the express authorization of MIPL. This Report is prepared and issued to the Subscriber without any risk, responsibility or liability on the part of MIPL or its officials.

NET PROFIT MARGIN

Net Profit Margin	31.03.2015	31.03.2016	31.03.2017
	(INR In Million)	(INR In Million)	(INR In Million)
Sales	2016.929	2016.930	2103.820
Profit/ (Loss)	(46.888)	51.999	70.199
	(2.32%)	2.58%	3.34%



ABRIDGED BALANCE SHEET [CONSOLIDATED]

SOURCES OF FUNDS			31.03.2017
I. EQUITY AND LIABILITIES			
(1) Shareholders' Funds			
(a) Share Capital			99.390
(b) Reserves and Surplus			120.954
(c) Money received against share warrants			0.000
(2) Share Application money pending allotment			
Total Shareholders' Funds (1) + (2)			220.344
(3) Non-Current Liabilities			
(a) long-term borrowings			648.949
(b) Deferred tax liabilities (Net)			0.000
(c) Other long-term liabilities			18.068
(d) long-term provisions			0.000
Total Non-current Liabilities (3)			667.017
(4) Current Liabilities			
(a) Short-term borrowings			133.126
(b) Trade payables			199.702
(c) Other current liabilities			38.041
(d) Short-term provisions			23.936
Total Current Liabilities (4)			394.805
TOTAL			1282.166
II. ASSETS			
(1) Non-current assets			
(a) Fixed Assets			
(i) Tangible assets			664.533
(ii) Intangible Assets			0.000
(iii) Tangible assets capital work-in-progress			0.000
(iv) Intangible assets under development			0.000
(b) Non-current Investments			4.340
(c) Deferred tax assets (net)			19.584
(d) Long-term loans and advances			8.663
(e) Other Non-current assets			32.869
Total Non-Current Assets			729.989
(2) Current assets			
(a) Current investments			
			0.000
(b) Inventories			
			189.805

DISCLAIMER : This Report is **PRIVATE & CONFIDENTIAL** and it is prepared at the request of and for its use by the Subscriber only. The Subscriber shall use the contents of the Report merely as an aid to its business. Mira Inform Private Limited ("MIPL") has collated information/data in the Report, which have not been verified unless otherwise specifically mentioned in the Report. The Subscriber shall independently verify the accuracy and correctness of the information/data before in any way acting upon the same. MIPL shall not be liable for any harm, injury, loss or damage caused to the Subscriber due to default by the Subscriber's debtors/beneficiaries in fulfilling their obligations of any nature whatsoever. This Report or any of its portion shall not be used as a documentary evidence or otherwise before any investigative agencies or forum of law. This Report is confidential and proprietary to MIPL. The Subscriber and/or any other person(s) may not reproduce, publish or disclose any of the contents of the Report to others without the express authorization of MIPL. This Report is prepared and issued to the Subscriber without any risk, responsibility or liability on the part of MIPL or its officials.

(c) Trade receivables			314.092
(d) Cash and bank balances			31.095
(e) Short-term loans and advances			5.904
(f) Other current assets			11.281
Total Current Assets			552.177
TOTAL			1282.166

PROFIT & LOSS ACCOUNT

	PARTICULARS			31.03.2017
	SALES			
	Revenue from operations			2103.820
	Other Income			19.932
	TOTAL			2123.752
Less	EXPENSES			
	Cost of Materials Consumed			1097.999
	Changes in inventories of finished goods, work-in-progress and Stock-in-Trade			(28.111)
	Employee benefit expense			100.492
	Other expenses			677.924
	TOTAL			1848.304
	PROFIT BEFORE INTEREST, TAX, DEPRECIATION AND AMORTISATION			275.448
Less	FINANCIAL EXPENSES			77.251
	PROFIT BEFORE TAX, DEPRECIATION AND AMORTISATION			198.197
Less/ Add	DEPRECIATION/ AMORTISATION			91.151
	PROFIT BEFORE TAX			107.046
Less	TAX			35.935
	PROFIT AFTER TAX			71.111
	Earnings Per Share (INR)			7.15

DISCLAIMER : This Report is **PRIVATE & CONFIDENTIAL** and it is prepared at the request of and for its use by the Subscriber only. The Subscriber shall use the contents of the Report merely as an aid to its business. Mira Inform Private Limited ("MIPL") has collated information/data in the Report, which have not been verified unless otherwise specifically mentioned in the Report. The Subscriber shall independently verify the accuracy and correctness of the information/data before in any way acting upon the same. MIPL shall not be liable for any harm, injury, loss or damage caused to the Subscriber due to default by the Subscriber's debtors/beneficiaries in fulfilling their obligations of any nature whatsoever. This Report or any of its portion shall not be used as a documentary evidence or otherwise before any investigative agencies or forum of law. This Report is confidential and proprietary to MIPL. The Subscriber and/or any other person(s) may not reproduce, publish or disclose any of the contents of the Report to others without the express authorization of MIPL. This Report is prepared and issued to the Subscriber without any risk, responsibility or liability on the part of MIPL or its officials.

LOCAL AGENCY FURTHER INFORMATION

Sr. No.	Check list by info agents	Available in Report (Yes/No)
1	Year of establishment	Yes
2	Constitution of the entity -Incorporation details	Yes
3	Locality of the entity	Yes
4	Premises details	No
5	Buyer visit details	--
6	Contact numbers	Yes
7	Name of the person contacted	Yes
8	Designation of contact person	Yes
9	Promoter's background	Yes
10	Date of Birth of Proprietor / Partners / Directors	Yes
11	Pan Card No. of Proprietor / Partners	No
12	Voter Id Card No. of Proprietor / Partners	No
13	Type of business	Yes
14	Line of Business	Yes
15	Export/import details (if applicable)	No
16	No. of employees	No
17	Details of sister concerns	Yes
18	Major suppliers	No
19	Major customers	No
20	Banking Details	Yes
21	Banking facility details	Yes
22	Conduct of the banking account	--
23	Financials, if provided	Yes
24	Capital in the business	Yes
25	Last accounts filed at ROC, if applicable	Yes
26	Turnover of firm for last three years	Yes
27	Reasons for variation <> 20%	--
28	Estimation for coming financial year	No
29	Profitability for last three years	Yes
30	Major shareholders, if available	Yes
31	External Agency Rating, if available	No
32	Litigations that the firm/promoter involved in	--
33	Market information	--
34	Payments terms	No
35	Negative Reporting by Auditors in the Annual Report	No

INDEX OF CHARGES

SN O	SRN	CHARGE ID	CHARGE HOLDER NAME	DATE OF CREATION	DATE OF MODIFICATION	DATE OF SATISFACTION	AMOUNT	ADDRESS
1	G93794 626	100191 537	SVC CO-OPERATIVE BANK LIMITED	31/05/2018	-	-	200000000.0	G-1, 6, 7, 8, GANESH KRIPA,RHB ROAD, MULUND (W)MUMBAIMH4000 80IN
2	H04508 685	100152 408	TATA CAPITAL FINANCIAL SERVICES LIMITED	30/01/2018	27/07/2018	-	22688945.0	11TH FLOOR, TOWER A, PENINSULA BUSINESS PARK,GANPATRAO KADAM MARG, LOWER PAREL,MUMBAIMH 400013IN
3	G72036 783	100143 042	ICICI BANK LIMITED	30/10/2017	-	-	1208000.0	ICICI BANK TOWER, NEAR CHAKLI CIRCLE,OLD PADRA ROADVADODARAG U390007IN
4	G62728 282	100134 312	SVC CO-OPERATIVE BANK LIMITED	24/10/2017	-	-	87100000.0	GROUND & 1ST FLOOR, SABNIS NIWAS, RATANSHI, RHBRD, MULUND WEST, MUMBAI, MAHARASHTRAMU MBAIMH400080IN
5	G48326 102	100109 495	ICICI BANK LIMITED	21/06/2017	-	-	734000.0	ICICI BANK TOWER, NEAR CHAKLI CIRCLE,OLD PADRA ROADVADODARAG U390007IN
6	G36055 648	100077 517	SVC CO-OPERATIVE BANK LTD.	01/02/2017	-	-	30900000.0	GROUND & 1ST FLOOR, SABNIS NIWAS,RATANSHI, RHB RD, MULUND WEST.MUMBAIMH4

DISCLAIMER : This Report is **PRIVATE & CONFIDENTIAL** and it is prepared at the request of and for its use by the Subscriber only. The Subscriber shall use the contents of the Report merely as an aid to its business. Mira Inform Private Limited ("MIPL") has collated information/data in the Report, which have not been verified unless otherwise specifically mentioned in the Report. The Subscriber shall independently verify the accuracy and correctness of the information/data before in any way acting upon the same. MIPL shall not be liable for any harm, injury, loss or damage caused to the Subscriber due to default by the Subscriber's debtors/beneficiaries in fulfilling their obligations of any nature whatsoever. This Report or any of its portion shall not be used as a documentary evidence or otherwise before any investigative agencies or forum of law. This Report is confidential and proprietary to MIPL. The Subscriber and/or any other person(s) may not reproduce, publish or disclose any of the contents of the Report to others without the express authorization of MIPL. This Report is prepared and issued to the Subscriber without any risk, responsibility or liability on the part of MIPL or its officials.

								00080IN
7	G14320 394	100053 708	THE SHAMRAO VITHAL CO- OPERATIVE BANK LIMITED	19/09/ 2016	-	-	50000000.0	GR. & 1ST FLOOR,SABNIS NIWAS, RHB ROAD,MULUND (WEST),MUMBAIMU MBAIMH400076IN
8	G14321 483	100053 711	THE SHAMRAO VITHAL CO- OPERATIVE BANK LIMITED	19/09/ 2016	-	-	708300000.0	GR. & 1ST FLOOR, SABNIS NIWAS, RHB ROAD,MULUND (WEST), MUMBAIMUMBAIM H400076IN
9	G36054 351	100020 668	SVC CO- OPERATIVE BANK LIMITED	30/03/ 2016	31/01/ 2017	-	30900000.0	GROUND & 1ST FLOOR, SABNIS NIWAS,RATANSI, RHB RD, MULUND WEST.MUMBAIMH4 00080IN
10	C69766 814	106018 11	ICICI BANK LIMITED	28/10/ 2015	-	-	963000.0	LANDMARKRACE COURSE CIRCLEALKAPURIB ARODAGJ390015IN
11	C70288 493	106028 77	THE SHAMRAO VITHAL COOPERAT IVE BANK LIMITED	19/10/ 2015	-	-	728000.0	SVC TOWER, NEHRU ROAD,VAKOLA, SANTACRUZ (EAST)MUMBAIMH4 00055IN
12	C58264 243	105786 38	BAJAJ FINANCE LIMITED	30/06/ 2015	-	-	9940000.0	AKURDI PUNEMUMBAI PUNE ROADPUNEMH4110 35IN
13	H20155 909	105808 08	SVC CO- OPERATIVE BANK LIMITED	09/06/ 2015	04/10/ 2018	-	1045400000.0	GROUND & 1ST FLOOR, SABNIS NIWAS, RATANSI, RHBRD, MULUND WEST, MUMBAI, MAHARASHTRAMU MBAIMH400080IN
14	G43669 969	105740 64	SVC CO- OPERATIVE BANK LTD.	23/04/ 2015	07/04/ 2017	-	600000000.0	GR. & 1ST FLOOR, SABNIS NIWAS,RHB ROAD, MULUND (W)MUMBAIMH4000 76IN

15	C55434 864	105740 72	THE SHAMRAO VITHAL CO- OPERATIVE BANK LIMITED	08/04/ 2015	-	-	58300000.0	GR. & 1ST FOOR, SABNIS NIWASRHB ROAD, MULUND (W)MUMBAIMH4000 80IN
16	C55433 767	105740 62	THE SHAMRAO VITHAL CO- OPERATIVE BANK LIMITED	08/04/ 2015	-	-	973400000.0	GR. & 1ST FLOOR, SABNIS NIWAS,RHB ROAD, MULUND (W)MUMBAIMH4000 76IN
17	C51480 259	105665 00	THE SHAMRAO VITHAL CO- OPERATIVE BANK LIMITED	15/01/ 2015	-	-	30000000.0	G-1, 6, 7, 8, GANESH KRIPA,, RHB ROAD,MULUND (W)MUMBAIMH4000 80IN
18	C29894 433	105261 88	ING VYSYA BANK LIMITED	31/07/ 2014	-	-	63000000.0	PATEL CHAMBERS,GROU ND FLOOR,SANDHURS T BRIDGE,OPERA HOUSE,MUMBAIMH 400007IN
19	G39205 620	105261 89	KOTAK MAHINDRA BANK LIMITED	31/07/ 2014	14/03/ 2017	-	34800000.0	27BKC, C 27, G BLOCKBANDRA KURLA COMPLEX, BANDRA (E),MUMBAIMA4000 51IN
20	B84774 157	104485 28	BAJAJ FINANCE LIMITED	06/09/ 2013	-	-	81778000.0	AKURDI PUNE- MUMBAI PUNE ROADPUNEMH4110 35IN

CONTINGENT LIABILITIES:

Claims against the company not acknowledged as debt INR 3.773 million for Bank Guarantee issued by the Shamrao Vitthal Co-op Bank

FIXED ASSETS:

- Land
- Buildings
- Plant and equipment

DISCLAIMER : This Report is **PRIVATE & CONFIDENTIAL** and it is prepared at the request of and for its use by the Subscriber only. The Subscriber shall use the contents of the Report merely as an aid to its business. Mira Inform Private Limited ("MIPL") has collated information/data in the Report, which have not been verified unless otherwise specifically mentioned in the Report. The Subscriber shall independently verify the accuracy and correctness of the information/data before in any way acting upon the same. MIPL shall not be liable for any harm, injury, loss or damage caused to the Subscriber due to default by the Subscriber's debtors/beneficiaries in fulfilling their obligations of any nature whatsoever. This Report or any of its portion shall not be used as a documentary evidence or otherwise before any investigative agencies or forum of law. This Report is confidential and proprietary to MIPL. The Subscriber and/or any other person(s) may not reproduce, publish or disclose any of the contents of the Report to others without the express authorization of MIPL. This Report is prepared and issued to the Subscriber without any risk, responsibility or liability on the part of MIPL or its officials.

- Furniture and fixtures
- Vehicles
- Office equipment

CMT REPORT (Corruption, Money Laundering & Terrorism]

The Public Notice information has been collected from various sources including but not limited to: **The Courts, India Prisons Service, Interpol, etc.**

1] INFORMATION ON DESIGNATED PARTY

No records exist designating subject or any of its beneficial owners, controlling shareholders or senior officers as terrorist or terrorist organization or whom notice had been received that all financial transactions involving their assets have been blocked or convicted, found guilty or against whom a judgement or order had been entered in a proceedings for violating money-laundering, anti-corruption or bribery or international economic or anti-terrorism sanction laws or whose assets were seized, blocked, frozen or ordered forfeited for violation of money laundering or international anti-terrorism laws.

2] Court Declaration :

No records exist to suggest that subject is or was the subject of any formal or informal allegations, prosecutions or other official proceeding for making any prohibited payments or other improper payments to government officials for engaging in prohibited transactions or with designated parties.

3] Asset Declaration :

No records exist to suggest that the property or assets of the subject are derived from criminal conduct or a prohibited transaction.

4] Record on Financial Crime :

Charges or conviction registered against subject: **None**

5] Records on Violation of Anti-Corruption Laws :

Charges or investigation registered against subject: **None**

6] Records on Int'l Anti-Money Laundering Laws/Standards :

Charges or investigation registered against subject: **None**

7] Criminal Records

No available information exist that suggest that subject or any of its principals have been formally charged or convicted by a competent governmental authority for any financial crime or under any formal investigation by a competent government authority for any violation of anti-corruption laws or international anti-money laundering laws or standard.

8] Affiliation with Government :

No record exists to suggest that any director or indirect owners, controlling shareholders, director, officer or employee of the company is a government official or a family member or close business associate of a Government official.

9] Compensation Package :

Our market survey revealed that the amount of compensation sought by the subject is fair and reasonable and comparable to compensation paid to others for similar services.

10] Press Report :

No press reports / filings exists on the subject.

CORPORATE GOVERNANCE

MIRA INFORM as part of its Due Diligence do provide comments on Corporate Governance to identify management and governance. These factors often have been predictive and in some cases have created vulnerabilities to credit deterioration.

Our Governance Assessment focuses principally on the interactions between a company's management, its Board of Directors, Shareholders and other financial stakeholders.

CONTRAVENTION

Subject is not known to have contravened any existing local laws, regulations or policies that prohibit, restrict or otherwise affect the terms and conditions that could be included in the agreement with the subject.

FOREIGN EXCHANGE RATES

Currency	Unit	INR
US Dollar	1	INR 73.83
UK Pound	1	INR 94.82
Euro	1	INR 83.73

INFORMATION DETAILS

Information Gathered by :	DOL
Analysis Done by :	NYT
Report Prepared by :	ARC

DISCLAIMER : This Report is **PRIVATE & CONFIDENTIAL** and it is prepared at the request of and for its use by the Subscriber only. The Subscriber shall use the contents of the Report merely as an aid to its business. Mira Inform Private Limited ("MIPL") has collated information/data in the Report, which have not been verified unless otherwise specifically mentioned in the Report. The Subscriber shall independently verify the accuracy and correctness of the information/data before in any way acting upon the same. MIPL shall not be liable for any harm, injury, loss or damage caused to the Subscriber due to default by the Subscriber's debtors/beneficiaries in fulfilling their obligations of any nature whatsoever. This Report or any of its portion shall not be used as a documentary evidence or otherwise before any investigative agencies or forum of law. This Report is confidential and proprietary to MIPL. The Subscriber and/or any other person(s) may not reproduce, publish or disclose any of the contents of the Report to others without the express authorization of MIPL. This Report is prepared and issued to the Subscriber without any risk, responsibility or liability on the part of MIPL or its officials.

SCORE FACTORS

DEMERIT POINTS		
--BANK CHARGES	YES/NO	YES
--LITIGATION	YES/NO	NO
--OTHER ADVERSE INFORMATION	YES/NO	NO
MERIT POINTS		
--SOLE DISTRIBUTORSHIP	YES/NO	NO
--EXPORT ACTIVITIES	YES/NO	NO
--AFFILIATION	YES/NO	YES
--LISTED	YES/NO	NO
--OTHER MERIT FACTORS	YES/NO	YES

RATING EXPLANATIONS

Credit Rating	Explanation	Rating Comments
A++	Minimum Risk	Business dealings permissible with minimum risk of default
A+	Low Risk	Business dealings permissible with low risk of default
A	Acceptable Risk	Business dealings permissible with moderate risk of default
B	Medium Risk	Business dealings permissible on a regular monitoring basis
C	Medium High Risk	Business dealings permissible preferably on secured basis
D	High Risk	Business dealing not recommended or on secured terms only
NB	New Business	No recommendation can be done due to business in infancy stage
NT	No Trace	No recommendation can be done as the business is not traceable

NB is stated where there is insufficient information to facilitate rating. However, it is not to be considered as unfavourable.

This score serves as a reference to assess SC's credit risk and to set the amount of credit to be extended. It is calculated from a composite of weighted scores obtained from each of the major sections of this report. The assessed factors are as follows:

- Financial condition covering various ratios
- Company background and operations size
- Promoters / Management background
- Payment record
- Litigation against the subject
- Industry scenario / competitor analysis
- Supplier / Customer / Banker review (wherever available)

DISCLAIMER : This Report is **PRIVATE & CONFIDENTIAL** and it is prepared at the request of and for its use by the Subscriber only. The Subscriber shall use the contents of the Report merely as an aid to its business. Mira Inform Private Limited ("MIPL") has collated information/data in the Report, which have not been verified unless otherwise specifically mentioned in the Report. The Subscriber shall independently verify the accuracy and correctness of the information/data before in any way acting upon the same. MIPL shall not be liable for any harm, injury, loss or damage caused to the Subscriber due to default by the Subscriber's debtors/beneficiaries in fulfilling their obligations of any nature whatsoever. This Report or any of its portion shall not be used as a documentary evidence or otherwise before any investigative agencies or forum of law. This Report is confidential and proprietary to MIPL. The Subscriber and/or any other person(s) may not reproduce, publish or disclose any of the contents of the Report to others without the express authorization of MIPL. This Report is prepared and issued to the Subscriber without any risk, responsibility or liability on the part of MIPL or its officials.