

## MIRA INFORM REPORT

Report No. :	537611
Report Date :	02.11.2018

### IDENTIFICATION DETAILS

Name :	TAJ FOODS LIMITED
Registered Office :	10 River Road Barking Essex IG11 0DG
Country :	United Kingdom
Financials (as on) :	31.12.2017
Date of Incorporation :	09.01.2006
Com. Reg. No.:	05669542
Legal Form :	Private limited with Share Capital
Line of Business :	Manufacture of other food products n.e.c.
No. of Employees :	20 (2017)

### RATING & COMMENTS

(Mira Inform has adopted New Rating mechanism w.e.f. 23<sup>rd</sup> January 2017)

<b>MIRA's Rating :</b>	A
------------------------	---

Credit Rating	Explanation	Rating Comments
A	Acceptable Risk	Business dealings permissible with moderate risk of default

Maximum Credit Limit :	£75,000
Status :	Satisfactory
Payment Behaviour :	Slow but Correct
Litigation :	Clear

### NOTES :

**DISCLAIMER :** This Report is **PRIVATE & CONFIDENTIAL** and it is prepared at the request of and for its use by the Subscriber only. The Subscriber shall use the contents of the Report merely as an aid to its business. Mira Inform Private Limited ("MIPL") has collated information/data in the Report, which have not been verified unless otherwise specifically mentioned in the Report. The Subscriber shall independently verify the accuracy and correctness of the information/data before in any way acting upon the same. MIPL shall not be liable for any harm, injury, loss or damage caused to the Subscriber due to default by the Subscriber's debtors/beneficiaries in fulfilling their obligations of any nature whatsoever. This Report or any of its portion shall not be used as a documentary evidence or otherwise before any investigative agencies or forum of law. This Report is confidential and proprietary to MIPL. The Subscriber and/or any other person(s) may not reproduce, publish or disclose any of the contents of the Report to others without the express authorization of MIPL. This Report is prepared and issued to the Subscriber without any risk, responsibility or liability on the part of MIPL or its officials.

Any query related to this report can be made on e-mail : [infodept@mirainform.com](mailto:infodept@mirainform.com) while quoting report number, name and date.

### UNITED KINGDOM - ECONOMIC OVERVIEW

The UK, a leading trading power and financial center, is the third largest economy in Europe after Germany and France. Agriculture is intensive, highly mechanized, and efficient by European standards, producing about 60% of food needs with less than 2% of the labor force. The UK has large coal, natural gas, and oil resources, but its oil and natural gas reserves are declining; the UK has been a net importer of energy since 2005. Services, particularly banking, insurance, and business services, are key drivers of British GDP growth. Manufacturing, meanwhile, has declined in importance but still accounts for about 10% of economic output.

In 2008, the global financial crisis hit the economy particularly hard, due to the importance of its financial sector. Falling home prices, high consumer debt, and the global economic slowdown compounded the UK's economic problems, pushing the economy into recession in the latter half of 2008 and prompting the then BROWN (Labour) government to implement a number of measures to stimulate the economy and stabilize the financial markets. Facing burgeoning public deficits and debt levels, in 2010 the then CAMERON-led coalition government (between Conservatives and Liberal Democrats) initiated an austerity program, which has continued under the Conservative government. However, the deficit still remains one of the highest in the G7, standing at 3.6% of GDP as of 2017, and the UK has pledged to lower its corporation tax from 20% to 17% by 2020. The UK had a debt burden of 90.4% GDP at the end of 2017.

The UK economy has begun to slow since the referendum vote to leave the EU in June 2016. A sustained depreciation of the British pound has increased consumer and producer prices, weighing on consumer spending without spurring a meaningful increase in exports. The UK has an extensive trade relationship with other EU members through its single market membership, and economic observers have warned the exit will jeopardize its position as the central location for European financial services. Prime Minister MAY is seeking a new "deep and special" trade relationship with the EU following the UK's exit. However, economists doubt that the UK will be able to preserve the benefits of EU membership without the obligations. The UK is expected to officially leave the EU by the end of March 2019.

Source : CIA

## **COMPANY NAME**

**TAJ FOODS LIMITED**  
10 RIVER ROAD BARKING ESSEX IG11 0DG

## **COMPANY NO.**

05669542

## **COMPANY STATUS**

Active - Accounts Filed

## **CREDIT LIMIT**

£75,000

## **COMPANY SUMMARY**

Registered Address	C/O UNIT 4, CROMWELL BUSINESS CENTRE 10 RIVER ROAD BARKING ESSEX IG11 0DG
Trading Address	10 River Road Barking Essex IG11 0DG
Website Address	<a href="http://www.tajfoods.com">http://www.tajfoods.com</a>
Telephone Number	02085941542
Fax Number	
TPS	No
FPS	Yes
Incorporation Date	09/01/2006
Previous Name	
Type	Private limited with Share Capital

**DISCLAIMER** : This Report is **PRIVATE & CONFIDENTIAL** and it is prepared at the request of and for its use by the Subscriber only. The Subscriber shall use the contents of the Report merely as an aid to its business. Mira Inform Private Limited ("MIPL") has collated information/data in the Report, which have not been verified unless otherwise specifically mentioned in the Report. The Subscriber shall independently verify the accuracy and correctness of the information/data before in any way acting upon the same. MIPL shall not be liable for any harm, injury, loss or damage caused to the Subscriber due to default by the Subscriber's debtors/beneficiaries in fulfilling their obligations of any nature whatsoever. This Report or any of its portion shall not be used as a documentary evidence or otherwise before any investigative agencies or forum of law. This Report is confidential and proprietary to MIPL. The Subscriber and/or any other person(s) may not reproduce, publish or disclose any of the contents of the Report to others without the express authorization of MIPL. This Report is prepared and issued to the Subscriber without any risk, responsibility or liability on the part of MIPL or its officials.

FTSE Index	-
Date of Change	-
Filing Date of Accounts	30/05/2018
Currency	GBP
Share Capital	£100
SIC07	10890
Charity Number	-
SIC07 Description	MANUFACTURE OF OTHER FOOD PRODUCTS N.E.C.
Principal Activity	

## **ADDITIONAL INFORMATION**

CCJ's 0 (£0)

No CCJ Information To Display

Ultimate Holding Company	DJANS ENTERPRISE LIMITED
Accountant	-
Mortgages	2
Trade Debtors	-
Group	3 companies
Linkages	0 companies
Countries	In 0 countries

## **KEY FINANCIALS**

Year to Date	Turnover	Pre Tax Profit	Shareholder's Funds	Employees
31/12/2017	-	-	£1,050,807	20
31/12/2016	-	-	£1,066,368	18
31/12/2015	-	-	£1,041,676	18

## **MORTGAGE SUMMARY**

Total Mortgage	2
Outstanding	2
Satisfied	0

## **TRADE DEBTORS / BAD DEBT SUMMARY**

Total Number of Documented Trade	3
Total Value of Documented Trade	£5,029

**DISCLAIMER** : This Report is **PRIVATE & CONFIDENTIAL** and it is prepared at the request of and for its use by the Subscriber only. The Subscriber shall use the contents of the Report merely as an aid to its business. Mira Inform Private Limited ("MIPL") has collated information/data in the Report, which have not been verified unless otherwise specifically mentioned in the Report. The Subscriber shall independently verify the accuracy and correctness of the information/data before in any way acting upon the same. MIPL shall not be liable for any harm, injury, loss or damage caused to the Subscriber due to default by the Subscriber's debtors/beneficiaries in fulfilling their obligations of any nature whatsoever. This Report or any of its portion shall not be used as a documentary evidence or otherwise before any investigative agencies or forum of law. This Report is confidential and proprietary to MIPL. The Subscriber and/or any other person(s) may not reproduce, publish or disclose any of the contents of the Report to others without the express authorization of MIPL. This Report is prepared and issued to the Subscriber without any risk, responsibility or liability on the part of MIPL or its officials.

## **COMMENTARY**

This company has only made late payments on a low percentage of invoices.
The latest Balance Sheet indicates a very positive net working capital position.
The latest cash balances are considered to be low in terms of the overall outstanding creditor obligations.
This company trades in an industry with a moderate level of corporate failures.

## **CCJ**

Total Number of Exact CCJs -	0	Total Value of Exact CCJs -	
Total Number of Possible CCJs -	0	Total Value of Possible CCJs -	
Total Number of Satisfied CCJs -	0	Total Value of Satisfied CCJs -	
Total Number of Writs -	-		

Total Current Directors	4	Total Current Secretaries	1
Total Previous Directors / Company Secretaries	1	Total Person's With Significant Control	1

## **CURRENT DIRECTORS**

<b>Title</b>	Mrs	<b>Function</b>	Director
<b>Name</b>	Shubhprabha Solanki	<b>Nationality</b>	British
<b>Date of Birth</b>	10/1955	<b>Present Appointments</b>	6
<b>Latest Address</b>	10 River Road, Barking, Essex	<b>Appointment Date</b>	09/01/2006

<b>Post Code</b>	IG11 0DG		
<b>Title</b>	Mr	<b>Function</b>	Director
<b>Name</b>	Jimal Solanki	<b>Nationality</b>	British
<b>Date of Birth</b>	02/1988	<b>Present Appointments</b>	4
<b>Latest Address</b>	10 River Road, Barking, Essex	<b>Appointment Date</b>	04/02/2008

<b>Post Code</b>	IG11 0DG		
<b>Title</b>	Mr	<b>Function</b>	Director
<b>Name</b>	Nishal Solanki	<b>Nationality</b>	British
<b>Date of Birth</b>	05/1986	<b>Present Appointments</b>	2
<b>Latest Address</b>	10 River Road, Barking, Essex	<b>Appointment Date</b>	04/02/2008

<b>Post Code</b>	IG11 0DG		
<b>Title</b>	Mr	<b>Function</b>	Director
<b>Name</b>	Devik Kumar Solanki	<b>Nationality</b>	British
<b>Date of Birth</b>	11/1994	<b>Present Appointments</b>	3

**DISCLAIMER** : This Report is **PRIVATE & CONFIDENTIAL** and it is prepared at the request of and for its use by the Subscriber only. The Subscriber shall use the contents of the Report merely as an aid to its business. Mira Inform Private Limited ("MIPL") has collated information/data in the Report, which have not been verified unless otherwise specifically mentioned in the Report. The Subscriber shall independently verify the accuracy and correctness of the information/data before in any way acting upon the same. MIPL shall not be liable for any harm, injury, loss or damage caused to the Subscriber due to default by the Subscriber's debtors/beneficiaries in fulfilling their obligations of any nature whatsoever. This Report or any of its portion shall not be used as a documentary evidence or otherwise before any investigative agencies or forum of law. This Report is confidential and proprietary to MIPL. The Subscriber and/or any other person(s) may not reproduce, publish or disclose any of the contents of the Report to others without the express authorization of MIPL. This Report is prepared and issued to the Subscriber without any risk, responsibility or liability on the part of MIPL or its officials.

**TAJ FOODS LIMITED - 537611**

**PAGE NO. : 6**

<b>Latest Address</b>	10 River Road, Barking, Essex	<b>Appointment Date</b>	01/05/2015
<b>Post Code</b>	IG11 0DG		









## **CURRENT COMPANY SECRETARY**

<b>Title</b>	Mrs	<b>Function</b>	Company Secretary
<b>Name</b>	Shubhprabha Solanki	<b>Nationality</b>	British
<b>Date of Birth</b>	10/1955	<b>Present Appointments</b>	7
<b>Latest Address</b>	10 River Road, Barking, Essex	<b>Appointment Date</b>	09/01/2006
<b>Post Code</b>	IG11 0DG		

## **TOP SHAREHOLDERS**

<b>Name</b>	<b>Currency</b>	<b>Share Count</b>	<b>Share Type</b>	<b>Nominal Value</b>	<b>% of Total Share Count</b>
DJANS ENTERPRISE LTD	GBP	100	ORDINARY	1	100








## **PROFIT & LOSS**

	Date Of Accounts	31/12/17	(%)	31/12/16	(%)	31/12/15	(%)	31/12/14	(%)	31/12/13
	Weeks	52	(%)	52	(%)	52	(%)	52	(%)	52
	Currency	GBP	(%)	GBP	(%)	GBP	(%)	GBP	(%)	GBP
	Consolidated A/cs	N	(%)	N	(%)	N	(%)	N	(%)	N
	<b>Turnover</b>	-	-	-	-	-	-	-	-	-
	Export	-	-	-	-	-	-	-	-	-
	Cost of Sales	-	-	-	-	-	-	-	-	-
	Gross Profit	-	-	-	-	-	-	-	-	-
	Wages & Salaries	-	-	-	-	£413,225	-	-	-	-
	Directors Emoluments	-	-	-	-	£117,290	-	-	-	-
	<b>Operating Profit</b>	-	-	-	-	-	-	-	-	-
	Depreciation	£21,715	- 21.6%	£27,687	30.7%	£21,177	0.5%	£21,068	0.5%	£20,956













**DISCLAIMER** : This Report is **PRIVATE & CONFIDENTIAL** and it is prepared at the request of and for its use by the Subscriber only. The Subscriber shall use the contents of the Report merely as an aid to its business. Mira Inform Private Limited ("MIPL") has collated information/data in the Report, which have not been verified unless otherwise specifically mentioned in the Report. The Subscriber shall independently verify the accuracy and correctness of the information/data before in any way acting upon the same. MIPL shall not be liable for any harm, injury, loss or damage caused to the Subscriber due to default by the Subscriber's debtors/beneficiaries in fulfilling their obligations of any nature whatsoever. This Report or any of its portion shall not be used as a documentary evidence or otherwise before any investigative agencies or forum of law. This Report is confidential and proprietary to MIPL. The Subscriber and/or any other person(s) may not reproduce, publish or disclose any of the contents of the Report to others without the express authorization of MIPL. This Report is prepared and issued to the Subscriber without any risk, responsibility or liability on the part of MIPL or its officials.

**TAJ FOODS LIMITED - 537611**






**PAGE NO. : 7**

	Audit Fees	-	-	-	-	-	-	-	-	-
	Interest Payments	-	-	-	-	-	-	-	-	-
	Pre Tax Profit	-	-	-	-	-	-	-	-	-
	Taxation	-	-	-	-	-	-	-	-	-
	Profit After Tax	-	-	-	-	-	-	-	-	-
	Dividends Payable	-	-	-	-	-	-	-	-	-
	Retained Profit	-	-	-	-	-	-	-	-	-






**BALANCE SHEET**

	Date Of Accounts	31/12/17	(%)	31/12/16	(%)	31/12/15	(%)	31/12/14	(%)	31/12/13
	Tangible Assets	£275,911	0.4%	£274,820	109.9 %	£130,909	- 11.6%	£148,091	44.3 %	£102,622
	Intangible Assets	£300,000	-20%	£375,000	- 16.7%	£450,000	- 14.3%	£525,000	- 12.5 %	£600,000
	<b>Total Fixed Assets</b>	<b>£575,911</b>	<b>- 11.4%</b>	<b>£649,820</b>	<b>11.9%</b>	<b>£580,909</b>	<b>- 13.7%</b>	<b>£673,091</b>	<b>- 4.2%</b>	<b>£702,622</b>
	Stock	£984,118	5.8%	£930,132	- 21.5%	£1,184,249	89.8%	£624,000	- 9.5%	£689,772
	Trade Debtors	£528,391	19.6%	£441,907	- 10.7%	£495,003	- 19.7%	£616,656	10.6 %	£557,629
	Cash	£5,651	- 62.5%	£15,055	246.4 %	£4,346	- 88.7%	£38,510	39.3 %	£27,643
	Other Debtors	£50,043	-0.5%	£50,272	-0.5%	£50,525	-	0	-	0
	Miscellaneous Current Assets	0	-	0	-	0	-	0	-	0
	<b>Total Current Assets</b>	<b>£1,568,203</b>	<b>9.1%</b>	<b>£1,437,366</b>	<b>- 17.1%</b>	<b>£1,734,123</b>	<b>35.6%</b>	<b>£1,279,166</b>	<b>0.3%</b>	<b>£1,275,044</b>
	Trade Creditors	£332,104	-9.3%	£366,015	- 10.8%	£410,182	- 60.9%	£1,048,340	58.3 %	£662,140
	Bank Loans & Overdrafts	£181,578	-	0	-100%	£226,344	-	0	-	0
	Other Short Term Finance	£95,755	25.5%	£76,307	- 24.2%	£100,640	-	0	-	0



**DISCLAIMER** : This Report is **PRIVATE & CONFIDENTIAL** and it is prepared at the request of and for its use by the Subscriber only. The Subscriber shall use the contents of the Report merely as an aid to its business. Mira Inform Private Limited ("MIPL") has collated information/data in the Report, which have not been verified unless otherwise specifically mentioned in the Report. The Subscriber shall independently verify the accuracy and correctness of the information/data before in any way acting upon the same. MIPL shall not be liable for any harm, injury, loss or damage caused to the Subscriber due to default by the Subscriber's debtors/beneficiaries in fulfilling their obligations of any nature whatsoever. This Report or any of its portion shall not be used as a documentary evidence or otherwise before any investigative agencies or forum of law. This Report is confidential and proprietary to MIPL. The Subscriber and/or any other person(s) may not reproduce, publish or disclose any of the contents of the Report to others without the express authorization of MIPL. This Report is prepared and issued to the Subscriber without any risk, responsibility or liability on the part of MIPL or its officials.

	Miscellaneous Current Liabilities	£355,665	- 16.3%	£424,814	- 17.6%	£515,670	-	0	-	0
	<b>Total Current Liabilities</b>	<b>£965,102</b>	<b>11.3%</b>	<b>£867,136</b>	<b>- 30.8%</b>	<b>£1,252,836</b>	<b>19.5%</b>	<b>£1,048,340</b>	<b>58.3%</b>	<b>£662,140</b>
	Bank Loans & Overdrafts and LTL	£309,783	101.6%	£153,682	- 37.7%	£246,864	828.6%	£26,585	- 96.5%	£760,959
	Other Long Term Finance	£79,201	- 23.1%	£103,046	-	0	-	0	-	0
	<b>Total Long Term Liabilities</b>	<b>£128,205</b>	<b>- 16.6%</b>	<b>£153,682</b>	<b>648.9%</b>	<b>£20,520</b>	<b>- 22.8%</b>	<b>£26,585</b>	<b>- 96.5%</b>	<b>£760,959</b>

## **CAPITAL & RESERVES**

	Date Of Accounts	31/12/17	(%)	31/12/16	(%)	31/12/15	(%)	31/12/14	(%)	31/12/13
	Called Up Share Capital	£100	-	£100	-	£100	-	£100	-	£100
	P & L Account Reserve	£1,050,707	- 1.5%	£1,066,268	2.4%	£1,041,576	18.7%	£877,232	58.2%	£554,467
	Revaluation Reserve	-	-	-	-	-	-	-	-	-
	Sundry Reserves	-	-	-	-	-	-	-	-	-
	<b>Shareholder Funds</b>	<b>£1,050,807</b>	<b>- 1.5%</b>	<b>£1,066,368</b>	<b>2.4%</b>	<b>£1,041,676</b>	<b>18.7%</b>	<b>£877,332</b>	<b>58.2%</b>	<b>£554,567</b>




## **OTHER FINANCIAL ITEMS**

	Date Of Accounts	31/12/17	(%)	31/12/16	(%)	31/12/15	(%)	31/12/14	(%)	31/12/13
	Net Worth	£750,807	8.6%	£691,368	16.8%	£591,676	67.9%	£352,332	875.5%	-£45,433
	Working Capital	£603,101	5.8%	£570,230	18.5%	£481,287	108.5%	£230,826	- 62.3%	£612,904



**DISCLAIMER** : This Report is **PRIVATE & CONFIDENTIAL** and it is prepared at the request of and for its use by the Subscriber only. The Subscriber shall use the contents of the Report merely as an aid to its business. Mira Inform Private Limited ("MIPL") has collated information/data in the Report, which have not been verified unless otherwise specifically mentioned in the Report. The Subscriber shall independently verify the accuracy and correctness of the information/data before in any way acting upon the same. MIPL shall not be liable for any harm, injury, loss or damage caused to the Subscriber due to default by the Subscriber's debtors/beneficiaries in fulfilling their obligations of any nature whatsoever. This Report or any of its portion shall not be used as a documentary evidence or otherwise before any investigative agencies or forum of law. This Report is confidential and proprietary to MIPL. The Subscriber and/or any other person(s) may not reproduce, publish or disclose any of the contents of the Report to others without the express authorization of MIPL. This Report is prepared and issued to the Subscriber without any risk, responsibility or liability on the part of MIPL or its officials.

**TAJ FOODS LIMITED - 537611**







**PAGE NO. : 9**

	Total Assets	£2,144,114	2.7 %	£2,087,186	- 9.8%	£2,315,032	18.6%	£1,952,257	-1.3%	£1,977,666
	Total Liabilities	£1,093,307	7.1 %	£1,020,818	- 19.8 %	£1,273,356	18.5%	£1,074,925	- 24.5%	£1,423,099
	Net Assets	£1,050,807	- 1.5 %	£1,066,368	2.4%	£1,041,676	18.7%	£877,332	58.2%	£554,567









**MISCELLANEOUS**

	Date Of Accounts	31/12/17	(%)	31/12/16	(%)	31/12/15	(%)	31/12/14	(%)	31/12/13
	Contingent Liability	NO	-	NO	-	NO	-	NO	-	NO
	Capital Employed	£1,179,012	-3.4%	£1,220,050	14.9 %	£1,062,196	17.5 %	£903,917	- 31.3 %	£1,315,526
	Number of Employees	20	11.1 %	18	-	18	-	-	-	-
	Accountants									
	Auditors									
	Auditor Comments	The company is exempt from audit								
	Bankers									
	Bank Branch Code									

**RATIOS**

	Date Of Accounts	31/12/17	31/12/16	31/12/15	31/12/14	31/12/13
	Pre-tax profit margin %	-	-	-	-	-
	Current ratio	1.62	1.66	1.38	1.22	1.93
	Sales/Net Working Capital	-	-	-	-	-
	Gearing %	29.50	14.40	23.70	3	137.20
	Equity in %	57	62.30	55.90	61.50	40.30
	Creditor Days	-	-	-	-	-

**DISCLAIMER** : This Report is **PRIVATE & CONFIDENTIAL** and it is prepared at the request of and for its use by the Subscriber only. The Subscriber shall use the contents of the Report merely as an aid to its business. Mira Inform Private Limited ("MIPL") has collated information/data in the Report, which have not been verified unless otherwise specifically mentioned in the Report. The Subscriber shall independently verify the accuracy and correctness of the information/data before in any way acting upon the same. MIPL shall not be liable for any harm, injury, loss or damage caused to the Subscriber due to default by the Subscriber's debtors/beneficiaries in fulfilling their obligations of any nature whatsoever. This Report or any of its portion shall not be used as a documentary evidence or otherwise before any investigative agencies or forum of law. This Report is confidential and proprietary to MIPL. The Subscriber and/or any other person(s) may not reproduce, publish or disclose any of the contents of the Report to others without the express authorization of MIPL. This Report is prepared and issued to the Subscriber without any risk, responsibility or liability on the part of MIPL or its officials.

	Debtor Days	-	-	-	-	-
	Liquidity/Acid Test	0.60	0.58	0.43	0.62	0.88
	Return On Capital Employed %	-	-	-	-	-
	Return On Total Assets Employed %	-	-	-	-	-
	Current Debt Ratio	0.91	0.81	1.20	1.19	1.19
	Total Debt Ratio	1.04	0.95	1.22	1.22	2.56
	Stock Turnover Ratio %	-	-	-	-	-
	Return on Net Assets Employed %	-	-	-	-	-

## REPORT NOTES

There are no notes to display.

## STATUS HISTORY

No Status History found

## EVENT HISTORY

Date	Description
08/06/2018	New Accounts Filed
08/06/2018	New Accounts Filed
03/05/2018	Confirmation Statement
05/05/2017	Confirmation Statement
28/03/2017	Payment Data Update Received
27/03/2017	New Accounts Filed
27/03/2017	New Accounts Filed
18/08/2016	Payment Data Update Received
10/06/2016	New Accounts Filed
18/05/2016	Annual Returns
12/04/2016	New Board Member Mr D.K. Solanki appointed
02/06/2015	Annual Returns
14/04/2015	New Accounts Filed
14/04/2015	New Accounts Filed
07/08/2014	New Accounts Filed

**DISCLAIMER** : This Report is **PRIVATE & CONFIDENTIAL** and it is prepared at the request of and for its use by the Subscriber only. The Subscriber shall use the contents of the Report merely as an aid to its business. Mira Inform Private Limited ("MIPL") has collated information/data in the Report, which have not been verified unless otherwise specifically mentioned in the Report. The Subscriber shall independently verify the accuracy and correctness of the information/data before in any way acting upon the same. MIPL shall not be liable for any harm, injury, loss or damage caused to the Subscriber due to default by the Subscriber's debtors/beneficiaries in fulfilling their obligations of any nature whatsoever. This Report or any of its portion shall not be used as a documentary evidence or otherwise before any investigative agencies or forum of law. This Report is confidential and proprietary to MIPL. The Subscriber and/or any other person(s) may not reproduce, publish or disclose any of the contents of the Report to others without the express authorization of MIPL. This Report is prepared and issued to the Subscriber without any risk, responsibility or liability on the part of MIPL or its officials.

## **PREVIOUS COMPANY NAMES**

No Previous Names found

## **WRIT DETAILS**

No writs found

## **STATISTICS**

<b>Group</b>	3 companies
<b>Linkages</b>	0 companies
<b>Countries</b>	In 0 countries

## **SUMMARY**

<b>Holding Company</b>	DJANS ENTERPRISE LIMITED
<b>Ownership Status</b>	Wholly Owned
<b>Ultimate Holding Company</b>	DJANS ENTERPRISE LIMITED

## **GROUP STRUCTURE FULL**

Company Name	Registered Number	Latest Key Financials	Consol. Accounts	Turnover
DJANS ENTERPRISE LIMITED	09297216	31.12.2017	N	
ARYAN PROPERTY INVESTM...	04827878	31.12.2017	N	
TAJ FOODS LIMITED	05669542	31.12.2017	N	

## **MORTGAGE DETAILS**

<b>Mortgage Type:</b>	DEBENTURE
<b>Date Charge Created:</b>	02/02/12

**DISCLAIMER** : This Report is **PRIVATE & CONFIDENTIAL** and it is prepared at the request of and for its use by the Subscriber only. The Subscriber shall use the contents of the Report merely as an aid to its business. Mira Inform Private Limited ("MIPL") has collated information/data in the Report, which have not been verified unless otherwise specifically mentioned in the Report. The Subscriber shall independently verify the accuracy and correctness of the information/data before in any way acting upon the same. MIPL shall not be liable for any harm, injury, loss or damage caused to the Subscriber due to default by the Subscriber's debtors/beneficiaries in fulfilling their obligations of any nature whatsoever. This Report or any of its portion shall not be used as a documentary evidence or otherwise before any investigative agencies or forum of law. This Report is confidential and proprietary to MIPL. The Subscriber and/or any other person(s) may not reproduce, publish or disclose any of the contents of the Report to others without the express authorization of MIPL. This Report is prepared and issued to the Subscriber without any risk, responsibility or liability on the part of MIPL or its officials.

**TAJ FOODS LIMITED - 537611**

**PAGE NO. : 12**

<b>Date Charge Registered:</b>	10/02/12		
<b>Date Charge Satisfied:</b>	-		
<b>Status:</b>	OUTSTANDING		
<b>Person(s) Entitled:</b>	BARCLAYS BANK PLC		
<b>Amount Secured:</b>	ALL MONIES DUE OR TO BECOME DUE FROM THE COMPANY TO THE CHARGEES ON ANY ACCOUNT WHATSOEVER		
<b>Details:</b>	FIXED AND FLOATING CHARGE OVER THE UNDERTAKING AND ALL PROPERTY AND ASSETS PRESENT AND FUTURE, INCLUDING GOODWILL, BOOKDEBTS, UNCALLED CAPITAL, BUILDINGS, FIXTURES, FIXED PLANT & MACHINERY		
<b>Mortgage Type:</b>	RENT DEPOSIT DEED		
<b>Date Charge Created:</b>	21/12/09		
<b>Date Charge Registered:</b>	08/01/10		
<b>Date Charge Satisfied:</b>	-		
<b>Status:</b>	OUTSTANDING		
<b>Person(s) Entitled:</b>	WESLEYAN ASSURANCE SOCIETY		
<b>Amount Secured:</b>	£9,000 DUE OR TO BECOME DUE FROM THE COMPANY TO THE CHARGEES		
<b>Details:</b>	RENT DEPOSIT OF £9,000		

## **CREDITOR DETAILS**

	Total Number	Total Value
Trade Creditors	0	-
No Creditor Data		

## **TRADE DEBTORS / BAD DEBT DETAIL**

	Total Number of Documented Trade	Total Value of Documented Trade	
Trade Debtors	3	£5,029	
	<b>Company Name</b>	<b>Amount</b>	<b>Statement Date</b>
	Meera Catering Limited	£3,606	22/06/2017
	Masalamart Ltd	£860	02/06/2016
	I S W Limited	£563	28/05/2010

## **PREVIOUS DIRECTOR/COMPANY SECRETARIES**

Name	Current Active Appointments	Previous Appointments	Dissolved Companies
Anil Kumar Solanki	4	1	1

**DISCLAIMER** : This Report is **PRIVATE & CONFIDENTIAL** and it is prepared at the request of and for its use by the Subscriber only. The Subscriber shall use the contents of the Report merely as an aid to its business. Mira Inform Private Limited ("MIPL") has collated information/data in the Report, which have not been verified unless otherwise specifically mentioned in the Report. The Subscriber shall independently verify the accuracy and correctness of the information/data before in any way acting upon the same. MIPL shall not be liable for any harm, injury, loss or damage caused to the Subscriber due to default by the Subscriber's debtors/beneficiaries in fulfilling their obligations of any nature whatsoever. This Report or any of its portion shall not be used as a documentary evidence or otherwise before any investigative agencies or forum of law. This Report is confidential and proprietary to MIPL. The Subscriber and/or any other person(s) may not reproduce, publish or disclose any of the contents of the Report to others without the express authorization of MIPL. This Report is prepared and issued to the Subscriber without any risk, responsibility or liability on the part of MIPL or its officials.

Total Persons With Significant Control	1	Total Statements	0
Active	1	Active	0
Ceased	0	Ceased	0

## **ACTIVE PERSONS WITH SIGNIFICANT CONTROL**

Name	Djans Enterprise Limited	Kind	Corporate Entity With Significant Control
Address	Unit 4 Cromwell Business Centre 10 River Road, Barking, Essex	Notified On	06/04/2016
Post Code	IG11 0DG	Legal Form	Limited Company
Authority	Companies Act 2006	Place Registered	Companies House
Country Registered	England	Registration Number	09297216
Nature Of Control	Ownership Of Shares 75 To 100 Percent, Voting Rights 75 To 100 Percent, Right To Appoint And Remove Directors		

## **CEASED PERSONS WITH SIGNIFICANT CONTROL**

No Ceased Persons With Significant Control To Display

## **ACTIVE STATEMENTS**

No Active Statements To Display

## **CEASED STATEMENTS**

No Ceased Statements To Display

**FOREIGN EXCHANGE RATES**

Currency	Unit	Indian Rupees
US Dollar	1	INR 73.83
UK Pound	1	INR 94.82
Euro	1	INR 83.73
GBP	1	INR 94.71

**Note** : Above are approximate rates obtained from sources believed to be correct

**INFORMATION DETAILS**

Analysis Done by :	NIY
Report Prepared by :	TRU

**DISCLAIMER** : This Report is **PRIVATE & CONFIDENTIAL** and it is prepared at the request of and for its use by the Subscriber only. The Subscriber shall use the contents of the Report merely as an aid to its business. Mira Inform Private Limited ("MIPL") has collated information/data in the Report, which have not been verified unless otherwise specifically mentioned in the Report. The Subscriber shall independently verify the accuracy and correctness of the information/data before in any way acting upon the same. MIPL shall not be liable for any harm, injury, loss or damage caused to the Subscriber due to default by the Subscriber's debtors/beneficiaries in fulfilling their obligations of any nature whatsoever. This Report or any of its portion shall not be used as a documentary evidence or otherwise before any investigative agencies or forum of law. This Report is confidential and proprietary to MIPL. The Subscriber and/or any other person(s) may not reproduce, publish or disclose any of the contents of the Report to others without the express authorization of MIPL. This Report is prepared and issued to the Subscriber without any risk, responsibility or liability on the part of MIPL or its officials.

**RATING EXPLANATIONS**

Credit Rating	Explanation	Rating Comments
A++	Minimum Risk	Business dealings permissible with minimum risk of default
A+	Low Risk	Business dealings permissible with low risk of default
A	Acceptable Risk	Business dealings permissible with moderate risk of default
B	Medium Risk	Business dealings permissible on a regular monitoring basis
C	Medium High Risk	Business dealings permissible preferably on secured basis
D	High Risk	Business dealing not recommended or on secured terms only
NB	New Business	No recommendation can be done due to business in infancy stage
NT	No Trace	No recommendation can be done as the business is not traceable

NB is stated where there is insufficient information to facilitate rating. However, it is not to be considered as unfavourable.

This score serves as a reference to assess SC's credit risk and to set the amount of credit to be extended. It is calculated from a composite of weighted scores obtained from each of the major sections of this report. The assessed factors are as follows:

- Financial condition covering various ratios
- Company background and operations size
- Promoters / Management background
- Payment record
- Litigation against the subject
- Industry scenario / competitor analysis
- Supplier / Customer / Banker review (wherever available)