

MIRA INFORM REPORT

Report No. :	538831
Report Date :	12.11.2018

IDENTIFICATION DETAILS

Name :	MADHUBAN TRADE-STEELS PRIVATE LIMITED
Registered Office :	Gat No. 90, Survey No 56 (Old), Survey No. T/1/1120 (New), Jyothibanagar, Nigdi-Talwade Road, Talwade, Taluka Haveli, Pune – 412114, Maharashtra
Mobile No.:	91-7875770729 (Mr. Wasim)
Country :	India
Financials (as on) :	31.03.2018
Date of Incorporation :	11.07.1997
CIN No.: [Company Identification No.]	U99999PN1997PTC109372
Capital Investment / Paid-up Capital :	INR 4.722 Million
PAN No.: [Permanent Account No.]	AABCM8512H
GSTN : [Goods & Service Tax Registration No.]	27AABCM8512H1ZI
Legal Form :	Private Limited Liability Company
Line of Business :	The Company is engaged in the business of trading in ferrous and nonferrous metal including scrap. (Registered activity and also Confirmed by management)
No. of Employees :	350 (Approximately)

RATING & COMMENTS

(Mira Inform has adopted New Rating mechanism w.e.f. 23rd January 2017)

MIRA's Rating :

A

DISCLAIMER : This Report is **PRIVATE & CONFIDENTIAL** and it is prepared at the request of and for its use by the Subscriber only. The Subscriber shall use the contents of the Report merely as an aid to its business. Mira Inform Private Limited ("MIPL") has collated information/data in the Report, which have not been verified unless otherwise specifically mentioned in the Report. The Subscriber shall independently verify the accuracy and correctness of the information/data before in any way acting upon the same. MIPL shall not be liable for any harm, injury, loss or damage caused to the Subscriber due to default by the Subscriber's debtors/beneficiaries in fulfilling their obligations of any nature whatsoever. This Report or any of its portion shall not be used as a documentary evidence or otherwise before any investigative agencies or forum of law. This Report is confidential and proprietary to MIPL. The Subscriber and/or any other person(s) may not reproduce, publish or disclose any of the contents of the Report to others without the express authorization of MIPL. This Report is prepared and issued to the Subscriber without any risk, responsibility or liability on the part of MIPL or its officials.

Credit Rating	Explanation	Rating Comments
A	Acceptable Risk	Business dealings permissible with moderate risk of default

Status :	Good
Payment Behaviour :	Slow but correct
Litigation :	Clear
Comments :	<p>Subject was incorporated in the year 1997. It is a wholesaler of metal and non-metal waste and scrap.</p> <p>As per the financials of FY 2018, the company has achieved revenue growth of 11.25% as compared to the previous year along with an average profit margin of 2.05%.</p> <p>The sound financial risk profile of the company is marked by sufficient net worth base along with negligible debt balance sheet profile.</p> <p>Rating takes into consideration the subject's healthy Earnings per Share of INR 140.34 against the Face Value of INR 10.</p> <p>Payment seems to be slow but correct.</p> <p>In view of aforesaid, the company can be considered for business dealings at usual trade terms and conditions.</p>

NOTES:

Any query related to this report can be made on e-mail: infodept@mirainform.com while quoting report number, name and date.

ECGC Country Risk Classification List

Country Name	Previous Rating (30.06.2018)	Current Rating (30.09.2018)
India	A1	A1

Risk Category	ECGC Classification
Insignificant	A1
Low Risk	A2
Moderately Low Risk	B1
Moderate Risk	B2
Moderately High Risk	C1
High Risk	C2
Very High Risk	D

DISCLAIMER : This Report is **PRIVATE & CONFIDENTIAL** and it is prepared at the request of and for its use by the Subscriber only. The Subscriber shall use the contents of the Report merely as an aid to its business. Mira Inform Private Limited ("MIPL") has collated information/data in the Report, which have not been verified unless otherwise specifically mentioned in the Report. The Subscriber shall independently verify the accuracy and correctness of the information/data before in any way acting upon the same. MIPL shall not be liable for any harm, injury, loss or damage caused to the Subscriber due to default by the Subscriber's debtors/beneficiaries in fulfilling their obligations of any nature whatsoever. This Report or any of its portion shall not be used as a documentary evidence or otherwise before any investigative agencies or forum of law. This Report is confidential and proprietary to MIPL. The Subscriber and/or any other person(s) may not reproduce, publish or disclose any of the contents of the Report to others without the express authorization of MIPL. This Report is prepared and issued to the Subscriber without any risk, responsibility or liability on the part of MIPL or its officials.

EXTERNAL AGENCY RATING

Rating Agency Name	CRISIL
Rating	Long term rating (Withdrawn) : BBB-
Rating Explanation	Moderate degree of safety and moderate credit risk
Date	29.12.2017

Rating Agency Name	CRISIL
Rating	Short term rating (Withdrawn) : A2
Rating Explanation	Strong degree of safety and low credit risk
Date	29.12.2017

RBI DEFAULTERS' LIST STATUS

Subject's name is not enlisted as a defaulter in the publicly available RBI Defaulters' list.

EPF (Employee Provident Fund) DEFAULTERS' LIST STATUS

Subject's name is not enlisted as a defaulter in the publicly available EPF (Employee Provident Fund) Defaulters' list as of 31-03-2018.

BIFR (Board for Industrial & Financial Reconstruction) LISTING STATUS

Subject's name is not listed as a Sick Unit in the publicly available BIFR (Board for Industrial & Financial Reconstruction) list as of 12.11.2018

IBBI (Insolvency and Bankruptcy Board of India) LISTING STATUS

Subject's name is not listed in the publicly available IBBI (Insolvency and Bankruptcy Board of India) list as of report date.

INFORMATION PARTED BY (GENERAL DETAILS)

Name :	Mr. Wasim Mangsuli
Designation :	Accounts Head
Contact No.:	91-7875770729
Date :	06.11.2018

LOCATIONS

Registered Office :	Gat No. 90, Survey No 56 (Old), Survey No. T/1/1120 (New), Jyothibanagar,
---------------------	---

DISCLAIMER : This Report is **PRIVATE & CONFIDENTIAL** and it is prepared at the request of and for its use by the Subscriber only. The Subscriber shall use the contents of the Report merely as an aid to its business. Mira Inform Private Limited ("MIPL") has collated information/data in the Report, which have not been verified unless otherwise specifically mentioned in the Report. The Subscriber shall independently verify the accuracy and correctness of the information/data before in any way acting upon the same. MIPL shall not be liable for any harm, injury, loss or damage caused to the Subscriber due to default by the Subscriber's debtors/beneficiaries in fulfilling their obligations of any nature whatsoever. This Report or any of its portion shall not be used as a documentary evidence or otherwise before any investigative agencies or forum of law. This Report is confidential and proprietary to MIPL. The Subscriber and/or any other person(s) may not reproduce, publish or disclose any of the contents of the Report to others without the express authorization of MIPL. This Report is prepared and issued to the Subscriber without any risk, responsibility or liability on the part of MIPL or its officials.

	Nigdi-Talwade Road, Talwade, Taluka Haveli, Pune – 412114, Maharashtra, India
Tel. No.:	Not Available
Mobile No.:	91-7875770729 (Mr. Wasim)
Fax No.:	Not Available
E-Mail :	accountspune@mtcgroup.in mtspl@vsnl.net madhuban@mtcgroup.in madhubantrade@gmail.com
Website :	www.mtcgroup.in
Location :	Owned
Corporate Office/ Chakan Works :	Gate No.291/92/93/94/95/98, Nenekarwadi, Alandi Phata, Next to Autoline, Chakan, Taluka Khed, Pune – 410501, Maharashtra, India
Tel. No.:	91-2135-308501 to 09
Fax No.:	91-2135-308507
Branch Office :	Plot No.11 and 12, Behind Perfect Weigh Bridge, Ambad Link Road, Nashik – 422011, Maharashtra, India

DIRECTORS

AS ON 31.03.2018

Name :	Mr. Manoj Mehta		
Designation :	Director		
Address :	Jai Shankar Krupa Building, Flat No 401/402-A Wing Opposite Bhuta High School, Andheri (East), Mumbai – 400069, Maharashtra, India		
Date of Birth/Age :	05.05.1971		
Date of Appointment :	12.02.2003		
PAN No.:	AABPM0029Q		
DIN No. :	00252543		
Other Directorship			
CIN/FCRN	Company Name	Begin Date	End Date
U27320MH2018PTC303732	MERCURE METALS AND ALLOYS PRIVATE LIMITED	05/01/2018	-
U50300MH2008PTC183718	M.S.MOTORS PRIVATE LIMITED	19/06/2008	-
U51502MH2004PTC146683	MADHUBAN MOTORS PRIVATE LIMITED	01/04/2007	-
U51909MH2014PTC257719	M M CERAMICS & FERRO ALLOYS PRIVATE LIMITED	01/09/2014	-
Name :	Mr. Lalit Indrachand Baliya		
Designation :	Director		
Address :	C-302, 3 rd Floor, Gajlaxmi Apartments, Kolsawala Compound, Old Nagardas Cross Road, Andheri (East), Mumbai – 400069, Maharashtra, India		

DISCLAIMER : This Report is **PRIVATE & CONFIDENTIAL** and it is prepared at the request of and for its use by the Subscriber only. The Subscriber shall use the contents of the Report merely as an aid to its business. Mira Inform Private Limited ("MIPL") has collated information/data in the Report, which have not been verified unless otherwise specifically mentioned in the Report. The Subscriber shall independently verify the accuracy and correctness of the information/data before in any way acting upon the same. MIPL shall not be liable for any harm, injury, loss or damage caused to the Subscriber due to default by the Subscriber's debtors/beneficiaries in fulfilling their obligations of any nature whatsoever. This Report or any of its portion shall not be used as a documentary evidence or otherwise before any investigative agencies or forum of law. This Report is confidential and proprietary to MIPL. The Subscriber and/or any other person(s) may not reproduce, publish or disclose any of the contents of the Report to others without the express authorization of MIPL. This Report is prepared and issued to the Subscriber without any risk, responsibility or liability on the part of MIPL or its officials.

Date of Birth/Age :	26.10.1967		
PAN No.:	AABPB1937A		
Date of Appointment :	24.09.2008		
DIN No. :	00282727		
Other Directorship :			
	CIN/FCRN	Company Name	Begin Date
	U51420MH2000PTC130172	MTC BUSINESS PRIVATE LIMITED	03/03/2007
			End Date
			-
Name :	Mr. Vinod V Kerino		
Designation :	Director		
Address :	235-1, Solapur Bazar, Solapur Bazar Camp, Pune – 411001, Maharashtra, India		
Date of Birth/Age :	02.04.1960		
Date of Appointment :	08.07.2014		
PAN No.:	AIFPK3133R		
DIN No. :	03116301		

MAJOR SHAREHOLDERS

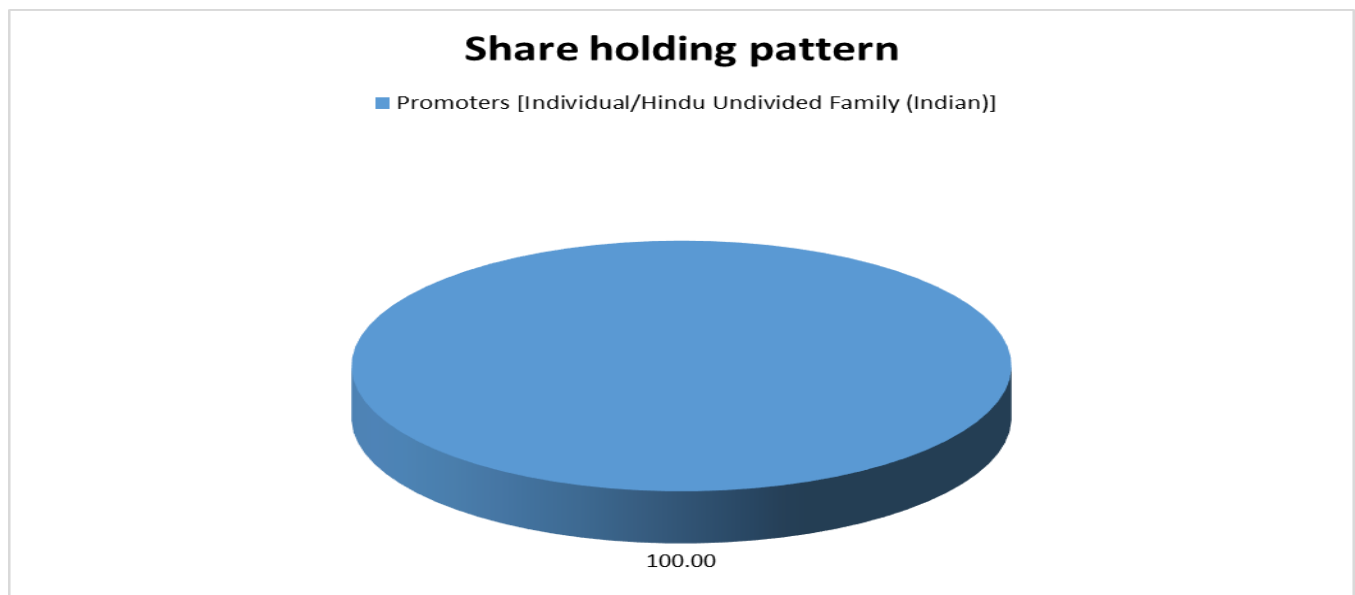
AS ON 31.03.2018

Names of Shareholders	No. of Shares
Narendra Maganlal Mehta	156200
Sanjay Maganlal Mehta	160100
Maganlal Moolchand Mehta	36000
Manoj Maganlal Mehta	45000
Pawandevi Maganlal Mehta	12500
Sangita Sanjay Mehta	27900
Neeru Manoj Mehta	34500
Total	472200

Equity Share Break up (Percentage of Total Equity)

AS ON 25.09.2017

Category	Percentage
Promoters [Individual/Hindu Undivided Family (Indian)]	100.00
Total	100.00



BUSINESS DETAILS

Line of Business :	The Company is engaged in the business of trading in ferrous and nonferrous metal including scrap. (Registered activity and also Confirmed by management)	
Products / Services :	Name and Description of main products / services	ITC Code
	Ferrous waste and scrap; remelting scrap ingots	72042990
Brand Names :	Not Available	
Agencies Held :	Not Available	
Exports :	Not Divulged	
Imports :	Not Divulged	

DISCLAIMER : This Report is **PRIVATE & CONFIDENTIAL** and it is prepared at the request of and for its use by the Subscriber only. The Subscriber shall use the contents of the Report merely as an aid to its business. Mira Inform Private Limited ("MIPL") has collated information/data in the Report, which have not been verified unless otherwise specifically mentioned in the Report. The Subscriber shall independently verify the accuracy and correctness of the information/data before in any way acting upon the same. MIPL shall not be liable for any harm, injury, loss or damage caused to the Subscriber due to default by the Subscriber's debtors/beneficiaries in fulfilling their obligations of any nature whatsoever. This Report or any of its portion shall not be used as a documentary evidence or otherwise before any investigative agencies or forum of law. This Report is confidential and proprietary to MIPL. The Subscriber and/or any other person(s) may not reproduce, publish or disclose any of the contents of the Report to others without the express authorization of MIPL. This Report is prepared and issued to the Subscriber without any risk, responsibility or liability on the part of MIPL or its officials.

Terms :	
Selling :	L/C, Advance Payment and Credit
Purchasing :	L/C, Advance Payment and Credit

PRODUCTION STATUS – (NOT AVAILABLE)

GENERAL INFORMATION

Suppliers :	Reference :	Not Divulged
	Name of the Person :	--
	Contact No.:	--
	Since How Long Known :	--
	Maximum Limit Dealt :	--
	Experience :	--
	Remark :	--
Customers :	End Users	
	Reference :	Not Divulged
	Name of the Person :	--
	Contact No.:	--
	Since How Long Known :	--
	Maximum Limit Dealt :	--
	Experience :	--
Remark :	--	
No. of Employees :	350 (Approximately)	
Bankers :	Banker Name :	HDFC Bank Limited
	Branch :	HDFC Bank House, Senapati Bapat Marg, Lower Parel (West), Mumbai – 400013, Maharashtra, India
	Person Name (With Designation) :	--
	Contact Number :	--
	Name of Account Holder :	--
	Account Number :	--
	Account Since (Date/Year of Account Opening) :	--
	Average Balance Maintained :	--
	Credit Facilities Enjoyed (CC/OD/Term Loan) :	--
	Account Operation :	--
	Remark :	--
	<ul style="list-style-type: none"> Central Bank of India, Corporate Finance Branch, Chander Mukhi, Ground 	

	Floor, Nariman Point, Mumbai – 400021, Maharashtra, India		
	<ul style="list-style-type: none"> ICICI Bank Limited, Landmarkrace Course Circle, Alkapuri, Baroda – 390015, Gujarat, India 		
Facilities :	Secured Loan	31.03.2018 (INR in Million)	31.03.2017 (INR in Million)
	Long-term Borrowings		
	Rupee term loans from banks	1.411	1.758
	Short-term borrowings		
	Working capital loans from banks	505.076	295.024
	Total	506.487	296.782

Auditors :	
Name :	Ms. Shraddha Satyanarayan Somani Chartered Accountant
Address :	B-403, Ganga Elika, Kad Nagar, Punekar Bunglow Road, Undri, Pune, Maharashtra, India
Membership No.:	146557
Income-tax PAN of auditor or auditor's firm :	ADBFS9780M
Memberships :	Not Available
Collaborators :	Not Available
Subsidiary Company :	<ul style="list-style-type: none"> Multi Metals Harbour Pte. Limited
Enterprises which are owned, or have significant influence of or are partners with Key management personnel and their relatives :	<ul style="list-style-type: none"> MTC Business Private Limited (U51420MH2000PTC130172) Madhuban Motors Private Limited (U51502MH2004PTC146683) M.S. Metal and Steels Private Limited (U27320KA2004PTC034057) M.M. Ceramics and Ferro Alloys Mercure Metals and Alloys Private Limited (U27320MH2018PTC303732)

CAPITAL STRUCTURE

AS ON 31.03.2018

Authorised Capital :

No. of Shares	Type	Value	Amount
5000000	Equity Shares	INR 10/- each	INR 50.000 Million

Issued, Subscribed & Paid-up Capital :

No. of Shares	Type	Value	Amount
---------------	------	-------	--------

DISCLAIMER : This Report is **PRIVATE & CONFIDENTIAL** and it is prepared at the request of and for its use by the Subscriber only. The Subscriber shall use the contents of the Report merely as an aid to its business. Mira Inform Private Limited ("MIPL") has collated information/data in the Report, which have not been verified unless otherwise specifically mentioned in the Report. The Subscriber shall independently verify the accuracy and correctness of the information/data before in any way acting upon the same. MIPL shall not be liable for any harm, injury, loss or damage caused to the Subscriber due to default by the Subscriber's debtors/beneficiaries in fulfilling their obligations of any nature whatsoever. This Report or any of its portion shall not be used as a documentary evidence or otherwise before any investigative agencies or forum of law. This Report is confidential and proprietary to MIPL. The Subscriber and/or any other person(s) may not reproduce, publish or disclose any of the contents of the Report to others without the express authorization of MIPL. This Report is prepared and issued to the Subscriber without any risk, responsibility or liability on the part of MIPL or its officials.

472200	Equity Shares	INR 10/- each	INR 4.722 Million

FINANCIAL DATA
[all figures are in Rupees Million]

ABRIDGED BALANCE SHEET (STANDALONE)

SOURCES OF FUNDS	31.03.2018	31.03.2017	31.03.2016
I. EQUITY AND LIABILITIES			
(1) Shareholders' Funds			
(a) Share Capital	4.722	4.722	4.722
(b) Reserves and Surplus	583.974	517.990	458.223
(c) Money received against share warrants	0.000	0.000	0.000
(2) Share Application money pending allotment	0.000	0.000	0.000
Total Shareholders' Funds (1) + (2)	588.696	522.712	462.945
(3) Non-Current Liabilities			
(a) long-term borrowings	1.411	1.758	5.122
(b) Deferred tax liabilities (Net)	9.814	8.575	7.975
(c) Other long-term liabilities	0.000	0.000	0.000
(d) long-term provisions	0.000	0.000	0.000
Total Non-current Liabilities (3)	11.225	10.333	13.097
(4) Current Liabilities			
(a) Short-term borrowings	505.076	295.024	594.416
(b) Trade payables	21.610	33.192	65.558
(c) Other current liabilities	31.563	28.070	24.355
(d) Short-term provisions	0.524	0.300	0.404
Total Current Liabilities (4)	558.773	356.586	684.733
TOTAL	1158.694	889.631	1160.775
II. ASSETS			
(1) Non-current assets			
(a) Fixed Assets			
(i) Tangible assets	168.459	159.085	138.832
(ii) Intangible Assets	0.063	0.062	0.009
(iii) Tangible assets capital work-in-progress	3.789	1.198	25.742
(iv) Intangible assets under development	0.000	0.000	0.000
(b) Non-current Investments	19.967	19.966	0.000
(c) Deferred tax assets (net)	0.000	0.000	0.000
(d) Long-term loans and advances	38.963	38.371	40.517
(e) Other Non-current assets	0.005	0.000	0.000
Total Non-Current Assets	231.246	218.682	205.100
(2) Current assets			

DISCLAIMER : This Report is **PRIVATE & CONFIDENTIAL** and it is prepared at the request of and for its use by the Subscriber only. The Subscriber shall use the contents of the Report merely as an aid to its business. Mira Inform Private Limited ("MIPL") has collated information/data in the Report, which have not been verified unless otherwise specifically mentioned in the Report. The Subscriber shall independently verify the accuracy and correctness of the information/data before in any way acting upon the same. MIPL shall not be liable for any harm, injury, loss or damage caused to the Subscriber due to default by the Subscriber's debtors/beneficiaries in fulfilling their obligations of any nature whatsoever. This Report or any of its portion shall not be used as a documentary evidence or otherwise before any investigative agencies or forum of law. This Report is confidential and proprietary to MIPL. The Subscriber and/or any other person(s) may not reproduce, publish or disclose any of the contents of the Report to others without the express authorization of MIPL. This Report is prepared and issued to the Subscriber without any risk, responsibility or liability on the part of MIPL or its officials.

(a) Current investments	0.000	0.000	0.000
(b) Inventories	229.202	116.483	112.861
(c) Trade receivables	617.518	459.483	731.709
(d) Cash and bank balances	4.248	17.067	10.952
(e) Short-term loans and advances	76.480	77.916	100.153
(f) Other current assets	0.000	0.000	0.000
Total Current Assets	927.448	670.949	955.675
TOTAL	1158.694	889.631	1160.775

PROFIT & LOSS ACCOUNT (STANDALONE)

	PARTICULARS	31.03.2018	31.03.2017	31.03.2016
	SALES			
	Revenue from operations	3228.053	2901.707	3085.220
	Other Income	5.435	4.117	2.155
	TOTAL	3233.488	2905.824	3087.375
Less	EXPENSES			
	Purchases of Stock-in-Trade	2782.992	2501.048	2756.088
	Changes in inventories of finished goods, work-in-progress and Stock-in-Trade	(112.719)	(3.622)	5.231
	Employee benefit expense	88.090	44.846	31.606
	CSR expenditure	1.500	1.500	0.125
	Other expenses	307.578	193.482	119.309
	TOTAL	3067.441	2737.254	2912.359
	PROFIT/ (LOSS) BEFORE INTEREST, TAX, DEPRECIATION AND AMORTISATION	166.047	168.570	175.016
Less	FINANCIAL EXPENSES	53.718	70.560	82.232
	PROFIT / (LOSS) BEFORE TAX, DEPRECIATION AND AMORTISATION	112.329	98.010	92.784
Less/ Add	DEPRECIATION/ AMORTISATION	8.411	7.599	6.875
	PROFIT/ (LOSS) BEFORE TAX	103.918	90.411	85.909
Less	TAX	37.650	30.643	28.722
	PROFIT/ (LOSS) AFTER TAX	66.268	59.768	57.187
	Earnings / (Loss) Per Share (INR)	140.34	126.57	121.11

DISCLAIMER : This Report is **PRIVATE & CONFIDENTIAL** and it is prepared at the request of and for its use by the Subscriber only. The Subscriber shall use the contents of the Report merely as an aid to its business. Mira Inform Private Limited ("MIPL") has collated information/data in the Report, which have not been verified unless otherwise specifically mentioned in the Report. The Subscriber shall independently verify the accuracy and correctness of the information/data before in any way acting upon the same. MIPL shall not be liable for any harm, injury, loss or damage caused to the Subscriber due to default by the Subscriber's debtors/beneficiaries in fulfilling their obligations of any nature whatsoever. This Report or any of its portion shall not be used as a documentary evidence or otherwise before any investigative agencies or forum of law. This Report is confidential and proprietary to MIPL. The Subscriber and/or any other person(s) may not reproduce, publish or disclose any of the contents of the Report to others without the express authorization of MIPL. This Report is prepared and issued to the Subscriber without any risk, responsibility or liability on the part of MIPL or its officials.

CURRENT MATURITIES OF LONG TERM DEBT DETAILS

Particulars	31.03.2018	31.03.2017	31.03.2016
Current Maturities of Long term debt	2.656	3.280	2.950
Cash generated from operations	NA	NA	NA
Net cash flows from (used in) operations	(117.408)	428.841	406.733
Net cash flows from (used in) operating activities	(152.237)	396.932	372.608

KEY RATIOS

EFFICIENCY RATIOS

PARTICULARS	31.03.2018	31.03.2017	31.03.2016
Average Collection Days (Sundry Debtors / Income * 365 Days)	69.82	57.80	86.57
Account Receivables Turnover (Income / Sundry Debtors)	5.23	6.32	4.22
Average Payment Days (Sundry Creditors / Purchases * 365 Days)	2.83	4.84	8.68
Inventory Turnover (Operating Income / Inventories)	0.72	1.45	1.55
Asset Turnover (Operating Income / Net Fixed Assets)	0.96	1.05	1.06

LEVERAGE RATIOS

PARTICULARS	31.03.2018	31.03.2017	31.03.2016
Debt Ratio (Borrowing + Current Liabilities) / Total Assets)	0.49	0.41	0.60
Debt Equity Ratio (Total Liability / Networth)	0.86	0.57	1.30
Current Liabilities to Network (Current Liabilities / Net Worth)	0.95	0.68	1.48
Fixed Assets to Network (Net Fixed Assets / Network)	0.29	0.31	0.36

DISCLAIMER : This Report is **PRIVATE & CONFIDENTIAL** and it is prepared at the request of and for its use by the Subscriber only. The Subscriber shall use the contents of the Report merely as an aid to its business. Mira Inform Private Limited ("MIPL") has collated information/data in the Report, which have not been verified unless otherwise specifically mentioned in the Report. The Subscriber shall independently verify the accuracy and correctness of the information/data before in any way acting upon the same. MIPL shall not be liable for any harm, injury, loss or damage caused to the Subscriber due to default by the Subscriber's debtors/beneficiaries in fulfilling their obligations of any nature whatsoever. This Report or any of its portion shall not be used as a documentary evidence or otherwise before any investigative agencies or forum of law. This Report is confidential and proprietary to MIPL. The Subscriber and/or any other person(s) may not reproduce, publish or disclose any of the contents of the Report to others without the express authorization of MIPL. This Report is prepared and issued to the Subscriber without any risk, responsibility or liability on the part of MIPL or its officials.

Interest Coverage Ratio (PBIT / Financial Charges)	3.09	2.39	2.13
---	------	------	------

PROFITABILITY RATIOS

PARTICULARS		31.03.2018	31.03.2017	31.03.2016
PAT to Sales (PAT / Sales) * 100	%	2.05	2.06	1.85
Return on Total Assets (PAT / Total Assets) * 100	%	5.72	6.72	4.93
Return on Investment (ROI) (PAT / Networth) * 100	%	11.26	11.43	12.35

SOLVENCY RATIOS

PARTICULARS		31.03.2018	31.03.2017	31.03.2016
Current Ratio (Current Assets / Current Liabilities)		1.66	1.88	1.40
Quick Ratio (Current Assets – Inventories) / Current Liabilities)		1.25	1.55	1.23
G-Score Ratio Financial (Networth / Total Assets)		0.51	0.59	0.40
G-Score Ratio Debt (Debts / Equity Capital)		107.82	63.55	127.59
G-Score Ratio Liquidity (Total Current Assets / Total Current Liabilities)		1.66	1.88	1.40

Total Liability = Short-term Debt + Long-term Debt + Current Maturities of Long-term debts

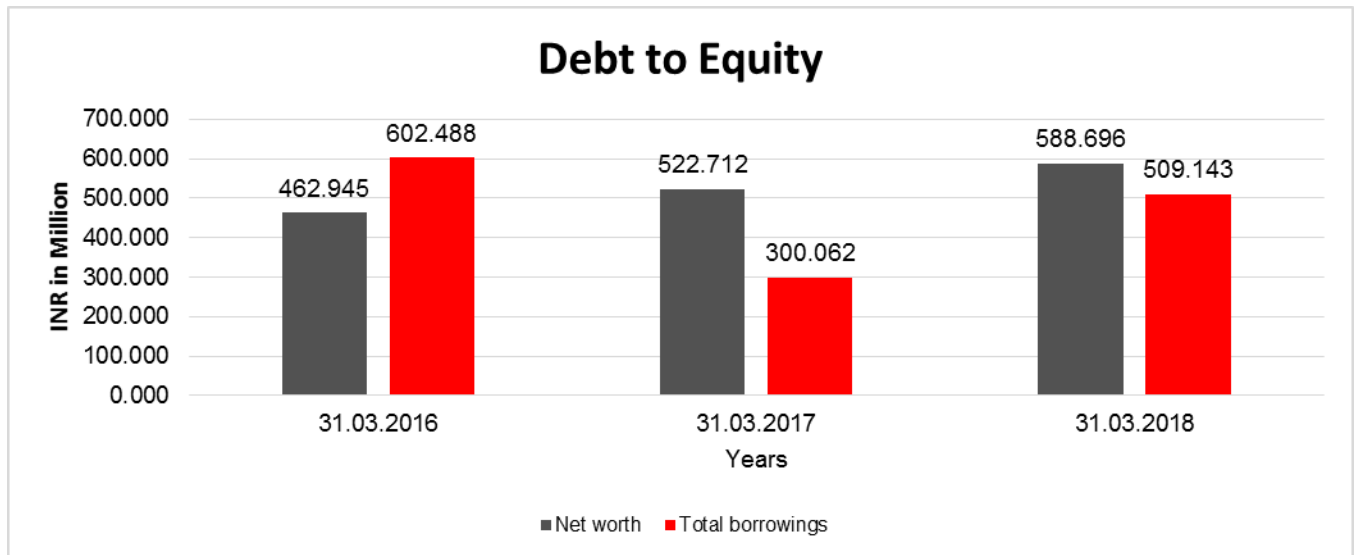
FINANCIAL ANALYSIS
[all figures are in INR Million]

DEBT EQUITY RATIO

Particular	31.03.2016 (INR In Million)	31.03.2017 (INR In Million)	31.03.2018 (INR In Million)
Share Capital	4.722	4.722	4.722
Reserves & Surplus	458.223	517.990	583.974
Money received against share warrants	0.000	0.000	0.000
Share Application money pending allotment	0.000	0.000	0.000
Net worth	462.945	522.712	588.696

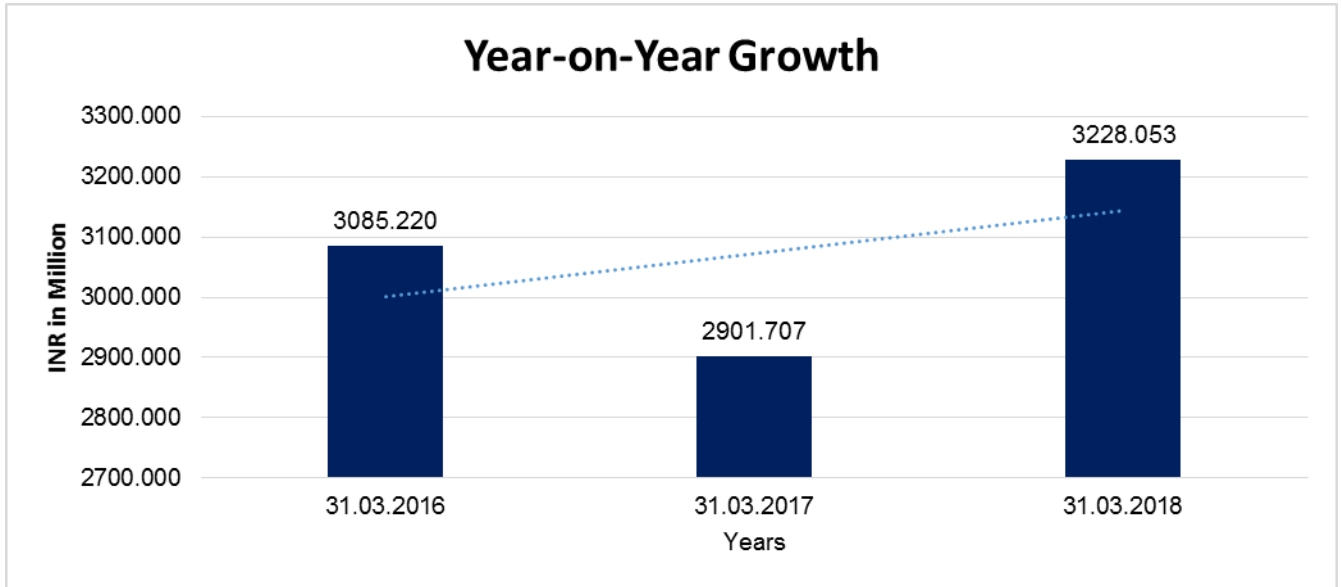
DISCLAIMER : This Report is **PRIVATE & CONFIDENTIAL** and it is prepared at the request of and for its use by the Subscriber only. The Subscriber shall use the contents of the Report merely as an aid to its business. Mira Inform Private Limited ("MIPL") has collated information/data in the Report, which have not been verified unless otherwise specifically mentioned in the Report. The Subscriber shall independently verify the accuracy and correctness of the information/data before in any way acting upon the same. MIPL shall not be liable for any harm, injury, loss or damage caused to the Subscriber due to default by the Subscriber's debtors/beneficiaries in fulfilling their obligations of any nature whatsoever. This Report or any of its portion shall not be used as a documentary evidence or otherwise before any investigative agencies or forum of law. This Report is confidential and proprietary to MIPL. The Subscriber and/or any other person(s) may not reproduce, publish or disclose any of the contents of the Report to others without the express authorization of MIPL. This Report is prepared and issued to the Subscriber without any risk, responsibility or liability on the part of MIPL or its officials.

Long-term borrowings	5.122	1.758	1.411
Short term borrowings	594.416	295.024	505.076
Current maturities of long-term debts	2.950	3.280	2.656
Total borrowings	602.488	300.062	509.143
Debt/Equity ratio	1.301	0.574	0.865



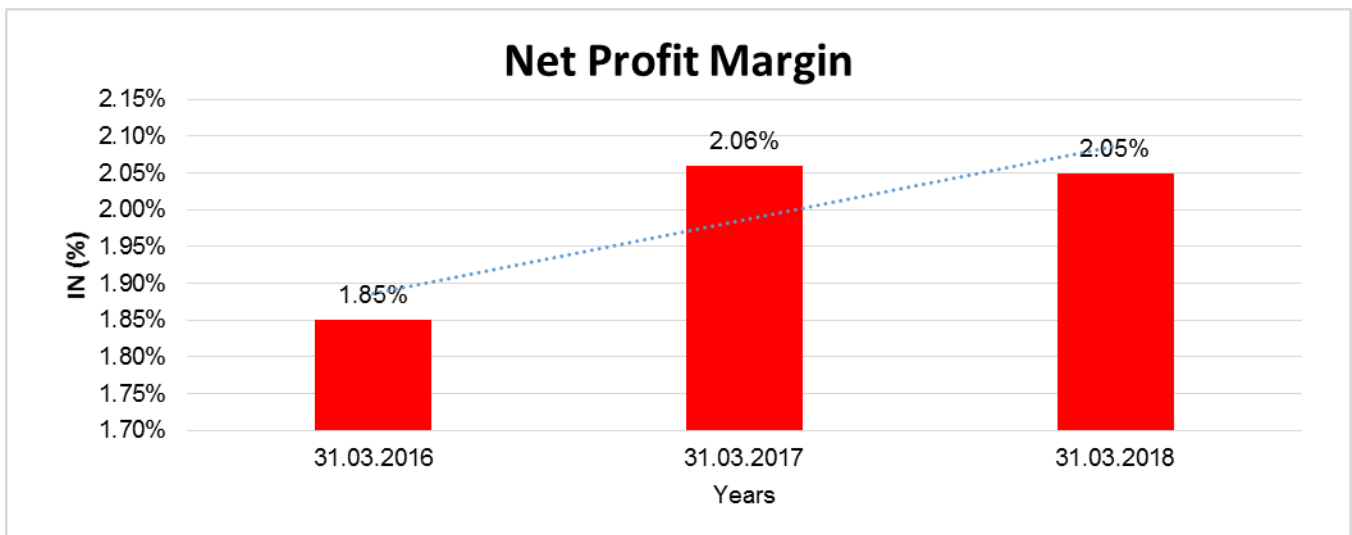
YEAR-ON-YEAR GROWTH

Year on Year Growth	31.03.2016 (INR In Million)	31.03.2017 (INR In Million)	31.03.2018 (INR In Million)
Sales	3085.220	2901.707	3228.053
		(5.948)	11.247



NET PROFIT MARGIN

Net Profit Margin	31.03.2016 (INR In Million)	31.03.2017 (INR In Million)	31.03.2018 (INR In Million)
Sales	3085.220	2901.707	3228.053
Profit/ (Loss)	57.187	59.768	66.268
	1.85%	2.06%	2.05%



DISCLAIMER : This Report is **PRIVATE & CONFIDENTIAL** and it is prepared at the request of and for its use by the Subscriber only. The Subscriber shall use the contents of the Report merely as an aid to its business. Mira Inform Private Limited ("MIPL") has collated information/data in the Report, which have not been verified unless otherwise specifically mentioned in the Report. The Subscriber shall independently verify the accuracy and correctness of the information/data before in any way acting upon the same. MIPL shall not be liable for any harm, injury, loss or damage caused to the Subscriber due to default by the Subscriber's debtors/beneficiaries in fulfilling their obligations of any nature whatsoever. This Report or any of its portion shall not be used as a documentary evidence or otherwise before any investigative agencies or forum of law. This Report is confidential and proprietary to MIPL. The Subscriber and/or any other person(s) may not reproduce, publish or disclose any of the contents of the Report to others without the express authorization of MIPL. This Report is prepared and issued to the Subscriber without any risk, responsibility or liability on the part of MIPL or its officials.

ABRIDGED BALANCE SHEET (CONSOLIDATED)

SOURCES OF FUNDS	31.03.2018	31.03.2017
I. EQUITY AND LIABILITIES		
(1) Shareholders' Funds		
(a) Share Capital	4.722	4.722
(b) Reserves and Surplus	653.361	539.774
(c) Money received against share warrants	0.000	0.000
(d) Minority interest	0.000	0.000
(2) Share Application money pending allotment	0.000	0.000
Total Shareholders' Funds (1) + (2)	658.083	544.496
(3) Non-Current Liabilities		
(a) long-term borrowings	1.411	1.758
(b) Deferred tax liabilities (Net)	9.814	8.575
(c) Other long-term liabilities	0.000	0.000
(d) long-term provisions	0.000	0.000
Total Non-current Liabilities (3)	11.225	10.333
(4) Current Liabilities		
(a) Short-term borrowings	723.470	390.186
(b) Trade payables	173.791	42.261
(c) Other current liabilities	36.747	32.051
(d) Short-term provisions	0.523	0.300
Total Current Liabilities (4)	934.531	464.798
TOTAL	1603.839	1019.627
II. ASSETS		
(1) Non-current assets		
(a) Fixed Assets		
(i) Tangible assets	168.459	159.085
(ii) Intangible Assets	0.063	0.062
(iii) Tangible assets capital work-in-progress	3.789	1.198
(iv) Intangible assets under development	0.000	0.000
(b) Non-current Investments	0.001	0.000
(c) Deferred tax assets (net)	0.000	0.000
(d) Long-term loans and advances	32.500	35.453
(e) Other Non-current assets	21.814	0.000
Total Non-Current Assets	226.626	195.798
(2) Current assets		
(a) Current investments	0.000	0.000
(b) Inventories	345.041	116.483
(c) Trade receivables	948.204	538.395

DISCLAIMER : This Report is **PRIVATE & CONFIDENTIAL** and it is prepared at the request of and for its use by the Subscriber only. The Subscriber shall use the contents of the Report merely as an aid to its business. Mira Inform Private Limited ("MIPL") has collated information/data in the Report, which have not been verified unless otherwise specifically mentioned in the Report. The Subscriber shall independently verify the accuracy and correctness of the information/data before in any way acting upon the same. MIPL shall not be liable for any harm, injury, loss or damage caused to the Subscriber due to default by the Subscriber's debtors/beneficiaries in fulfilling their obligations of any nature whatsoever. This Report or any of its portion shall not be used as a documentary evidence or otherwise before any investigative agencies or forum of law. This Report is confidential and proprietary to MIPL. The Subscriber and/or any other person(s) may not reproduce, publish or disclose any of the contents of the Report to others without the express authorization of MIPL. This Report is prepared and issued to the Subscriber without any risk, responsibility or liability on the part of MIPL or its officials.

(d) Cash and bank balances		9.857	88.719
(e) Short-term loans and advances		74.111	80.232
(f) Other current assets		0.000	0.000
Total Current Assets		1377.213	823.829
TOTAL		1603.839	1019.627

PROFIT & LOSS ACCOUNT (CONSOLIDATED)

	PARTICULARS	31.03.2018	31.03.2017
	SALES		
	Revenue from operations	4269.256	3667.941
	Other Income	6.863	2.947
	TOTAL	4276.119	3670.888
Less	EXPENSES		
	Purchases of Stock-in-Trade	3863.759	3222.428
	Changes in inventories of finished goods, work-in-progress and Stock-in-Trade	(228.558)	(3.622)
	Employee benefit expense	91.529	40.079
	CSR expenditure	1.500	1.500
	Other expenses	316.043	205.790
	TOTAL	4044.273	3466.175
	PROFIT/ (LOSS) BEFORE INTEREST, TAX, DEPRECIATION AND AMORTISATION	231.846	204.713
Less	FINANCIAL EXPENSES	64.313	80.832
	PROFIT / (LOSS) BEFORE TAX, DEPRECIATION AND AMORTISATION	167.533	123.881
Less/ Add	DEPRECIATION/ AMORTISATION	8.411	7.599
	PROFIT/ (LOSS) BEFORE TAX	159.122	116.282
Less	TAX	45.280	33.595
	PROFIT/ (LOSS) AFTER TAX	113.842	82.687
	Earnings / (Loss) Per Share (INR)	241.09	175.11

LOCAL AGENCY FURTHER INFORMATION

Sr. No.	Check list by info agents	Available in Report (Yes/No)
1	Year of establishment	Yes
2	Constitution of the entity -Incorporation details	Yes
3	Locality of the entity	Yes
4	Premises details	Yes
5	Buyer visit details	--
6	Contact numbers	Yes
7	Name of the person contacted	Yes
8	Designation of contact person	Yes
9	Promoter's background	Yes
10	Date of Birth of Proprietor / Partners / Directors	Yes
11	Pan Card No. of Proprietor / Partners	Yes
12	Voter Id Card No. of Proprietor / Partners	No
13	Type of business	Yes
14	Line of Business	Yes
15	Export/import details (if applicable)	No
16	No. of employees	Yes
17	Details of sister concerns	Yes
18	Major suppliers	No
19	Major customers	No
20	Banking Details	Yes
21	Banking facility details	Yes
22	Conduct of the banking account	--
23	Financials, if provided	Yes
24	Capital in the business	Yes
25	Last accounts filed at ROC, if applicable	Yes
26	Turnover of firm for last three years	Yes
27	Reasons for variation <> 20%	--
28	Estimation for coming financial year	Yes
29	Profitability for last three years	Yes
30	Major shareholders, if available	Yes
31	External Agency Rating, if available	Yes
32	Litigations that the firm/promoter involved in	--
33	Market information	--
34	Payments terms	Yes
35	Negative Reporting by Auditors in the Annual Report	No

CORPORATE INFORMATION

The Company is Private Limited Company incorporated under the Companies Act 1956 with CIN U99999PN1997PTC109372. The Company is engaged in the business of trading in ferrous and nonferrous metal including scrap.

STATE OF THE COMPANY'S AFFAIRS

During the year the company has achieved Total Income of INR 3233.488 Million as compared to INR 2905.824 Million in the previous year. The company has earned net profit of INR 66.268 Million - during the year as against profit of INR 59.768 Million earned in the previous year.

INDEX OF CHARGES:

S No	SRN	Charge Id	Charge Holder Name	Date of Creation	Date of Modification	Date of Satisfaction	Amount	Address
1	H16481194	100204872	HDFC BANK LIMITED	18/09/2018	-	-	6784400.0	HDFC Bank House, Senapati Bapat Marg, Lower Parel West Mumbai MH4000131N
2	H17494584	100205787	HDFC BANK LIMITED	30/07/2018	-	-	3692000.0	HDFC Bank House, Senapati Bapat Marg, Lower Parel West Mumbai MH4000131N
3	H14464028	100132487	HDFC BANK LIMITED	16/10/2017	30/08/2018	-	600000000.0	HDFC BANK HOUSE, SENAPATI BAPAT MARG LOWER PAREL WEST MUMBAI MH4000131N
4	G54477211	100124896	HDFC BANK LIMITED	15/09/2017	-	-	2800125.0	HDFC Bank House, Senapati Bapat Marg, Lower Parel West Mumbai MH4000131N
5	G02570703	100023672	HDFC BANK LIMITED	19/03/2016	-	-	3150000.0	HDFC BANK LIMITED, HDFC BANK HOUSE, SENAPATI BAPAT MARG, LOWER PAREL WEST MUMBAI MH4000131N
6	C63030175	10588911	HDFC BANK LIMITED	06/08/2015	-	-	3213070.0	HDFC Bank House, Senapati Bapat Marg Lower Parel West Mumbai MH4000131

DISCLAIMER : This Report is **PRIVATE & CONFIDENTIAL** and it is prepared at the request of and for its use by the Subscriber only. The Subscriber shall use the contents of the Report merely as an aid to its business. Mira Inform Private Limited ("MIPL") has collated information/data in the Report, which have not been verified unless otherwise specifically mentioned in the Report. The Subscriber shall independently verify the accuracy and correctness of the information/data before in any way acting upon the same. MIPL shall not be liable for any harm, injury, loss or damage caused to the Subscriber due to default by the Subscriber's debtors/beneficiaries in fulfilling their obligations of any nature whatsoever. This Report or any of its portion shall not be used as a documentary evidence or otherwise before any investigative agencies or forum of law. This Report is confidential and proprietary to MIPL. The Subscriber and/or any other person(s) may not reproduce, publish or disclose any of the contents of the Report to others without the express authorization of MIPL. This Report is prepared and issued to the Subscriber without any risk, responsibility or liability on the part of MIPL or its officials.

								N
7	G69655 421	103871 34	CENT RAL BANK OF INDIA	16/10/2 012	21/11/20 17	-	325000000.0	CORPROATE FINANCE BRANCH, CHANDER MUKHI,GROUND FLOOR, NARIMAN POINTMUMBAIMH40002 1IN
8	H16819 138	106038 76	HDFC BANK LIMITE D	30/10/2 015	-	03/09/20 18	2560000.0	HDFC Bank House, Senapati Bapat MargLower Parel WestMumbaiMH400013I N
9	G63451 983	102250 68	ICICI BANK LIMITE D	24/06/2 010	05/07/20 12	14/11/20 17	474000000.0	LANDMARKRACE COURSE CIRCLEALKAPURIBARO DAGJ390015IN
1 0	C73598 377	103889 07	HDFC BANK LIMITE D	24/11/2 012	-	15/12/20 15	2076665.0	HDFC BANK HOUSESENAPATI BAPAT MARGLOWER PAREL WMUMBAIMH400013IN

FIXED ASSETS:

- Land
- Building
- Plant and Machinery
- Furniture and Fixture
- Office Equipment
- Computer
- Vehicles

CMT REPORT (Corruption, Money Laundering & Terrorism]

The Public Notice information has been collected from various sources including but not limited to: **The Courts, India Prisons Service, Interpol, etc.**

1] INFORMATION ON DESIGNATED PARTY

No exist designating subject or any of its beneficial owners, controlling shareholders or senior officers as terrorist or terrorist organization or whom notice had been received that all financial transactions involving their assets have been blocked or convicted, found guilty or against whom a judgement or order had been entered in a proceedings for violating money-laundering, anti-corruption or bribery or international economic or anti-terrorism sanction laws or whose assets were seized, blocked, frozen or ordered forfeited for violation of money laundering or international anti-terrorism laws.

2] Court Declaration :

No records exist to suggest that subject is or was the subject of any formal or informal allegations, prosecutions or other official proceeding for making any prohibited payments or other improper payments to government officials for engaging in prohibited transactions or with designated parties.

3] Asset Declaration :

No records exist to suggest that the property or assets of the subject are derived from criminal conduct or a prohibited transaction.

4] Record on Financial Crime :

Charges or conviction registered against subject: **None**

5] Records on Violation of Anti-Corruption Laws :

Charges or investigation registered against subject: **None**

6] Records on Int'l Anti-Money Laundering Laws/Standards :

Charges or investigation registered against subject: **None**

7] Criminal Records

No available information exist that suggest that subject or any of its principals have been formally charged or convicted by a competent governmental authority for any financial crime or under any formal investigation by a competent government authority for any violation of anti-corruption laws or international anti-money laundering laws or standard.

8] Affiliation with Government :

No record exists to suggest that any director or indirect owners, controlling shareholders, director, officer or employee of the company is a government official or a family member or close business associate of a Government official.

9] Compensation Package :

Our market survey revealed that the amount of compensation sought by the subject is fair and reasonable and comparable to compensation paid to others for similar services.

10] Press Report :

No press reports / filings exists on the subject.

CORPORATE GOVERNANCE

MIRA INFORM as part of its Due Diligence do provide comments on Corporate Governance to identify management and governance. These factors often have been predictive and in some cases have created vulnerabilities to credit deterioration.

Our Governance Assessment focuses principally on the interactions between a company's management, its Board of Directors, Shareholders and other financial stakeholders.

CONTRAVENTION

Subject is not known to have contravened any existing local laws, regulations or policies that prohibit, restrict or otherwise affect the terms and conditions that could be included in the agreement with the subject.

FOREIGN EXCHANGE RATES

Currency	Unit	INR
US Dollar	1	INR 73.73
UK Pound	1	INR 94.87
Euro	1	INR 82.52

INFORMATION DETAILS

Information Gathered by :	JIR
Analysis Done by :	PRY
Report Prepared by :	JYTK

SCORE FACTORS

DEMERIT POINTS		
--BANK CHARGES	YES/NO	YES
--LITIGATION	YES/NO	NO
--OTHER ADVERSE INFORMATION	YES/NO	NO
MERIT POINTS		
--SOLE DISTRIBUTORSHIP	YES/NO	NO
--EXPORT ACTIVITIES	YES/NO	NO
--AFFILIATION	YES/NO	YES
--LISTED	YES/NO	NO
--OTHER MERIT FACTORS	YES/NO	YES

RATING EXPLANATIONS

Credit Rating	Explanation	Rating Comments
A++	Minimum Risk	Business dealings permissible with minimum risk of default
A+	Low Risk	Business dealings permissible with low risk of default
A	Acceptable Risk	Business dealings permissible with moderate risk of default
B	Medium Risk	Business dealings permissible on a regular monitoring basis
C	Medium High Risk	Business dealings permissible preferably on secured basis
D	High Risk	Business dealing not recommended or on secured terms only
NB	New Business	No recommendation can be done due to business in infancy stage
NT	No Trace	No recommendation can be done as the business is not traceable

NB is stated where there is insufficient information to facilitate rating. However, it is not to be considered as unfavourable.

This score serves as a reference to assess SC's credit risk and to set the amount of credit to be extended. It is calculated from a composite of weighted scores obtained from each of the major sections of this report. The assessed factors are as follows:

- Financial condition covering various ratios
- Company background and operations size
- Promoters / Management background
- Payment record
- Litigation against the subject
- Industry scenario / competitor analysis
- Supplier / Customer / Banker review (wherever available)

DISCLAIMER : This Report is **PRIVATE & CONFIDENTIAL** and it is prepared at the request of and for its use by the Subscriber only. The Subscriber shall use the contents of the Report merely as an aid to its business. Mira Inform Private Limited ("MIPL") has collated information/data in the Report, which have not been verified unless otherwise specifically mentioned in the Report. The Subscriber shall independently verify the accuracy and correctness of the information/data before in any way acting upon the same. MIPL shall not be liable for any harm, injury, loss or damage caused to the Subscriber due to default by the Subscriber's debtors/beneficiaries in fulfilling their obligations of any nature whatsoever. This Report or any of its portion shall not be used as a documentary evidence or otherwise before any investigative agencies or forum of law. This Report is confidential and proprietary to MIPL. The Subscriber and/or any other person(s) may not reproduce, publish or disclose any of the contents of the Report to others without the express authorization of MIPL. This Report is prepared and issued to the Subscriber without any risk, responsibility or liability on the part of MIPL or its officials.