

MIRA INFORM REPORT

Report No. :	538639
Report Date :	06.11.2018

IDENTIFICATION DETAILS

Name :	MOHIT MINERALS LIMITED (w.e.f. 21.02.2018)
Formerly Known As :	MOHIT MINERALS PRIVATE LIMITED
Registered Office :	F-19-20, First Floor, TDI Mall, Moti Nagar, New Delhi – 110015
Tel. No.:	91-11-45701816
Country :	India
Financials (as on) :	31.03.2018
Date of Incorporation :	29.07.2004
Capital Investment / Paid-up Capital :	INR 210.371 Million
CIN No.: [Company Identification No.]	U14292DL2004PLC127951
IEC No.: [Import-Export Code No.]	0511026978
PAN No.: [Permanent Account No.]	AAECM0448B
GSTN : [Goods & Service Tax Registration No.]	24AAECM0448B1Z2 (Gujarat) 29AAECM0448B1ZS (Karnataka) 23AAECM0448B1Z4 (Madhya Pradesh) 03AAECM0448B1Z6 (Punjab) 19AAECM0448B1ZT (West Bengal) 37AAECM0448B1ZV (Andhra Pradesh)
Legal Form :	A Closely Held Public Limited Liability Company
Line of Business :	Trading in Coals & Mine. [Registered Activity]
No. of Employees :	Information denied by the management

DISCLAIMER : This Report is **PRIVATE & CONFIDENTIAL** and it is prepared at the request of and for its use by the Subscriber only. The Subscriber shall use the contents of the Report merely as an aid to its business. Mira Inform Private Limited ("MIPL") has collated information/data in the Report, which have not been verified unless otherwise specifically mentioned in the Report. The Subscriber shall independently verify the accuracy and correctness of the information/data before in any way acting upon the same. MIPL shall not be liable for any harm, injury, loss or damage caused to the Subscriber due to default by the Subscriber's debtors/beneficiaries in fulfilling their obligations of any nature whatsoever. This Report or any of its portion shall not be used as a documentary evidence or otherwise before any investigative agencies or forum of law. This Report is confidential and proprietary to MIPL. The Subscriber and/or any other person(s) may not reproduce, publish or disclose any of the contents of the Report to others without the express authorization of MIPL. This Report is prepared and issued to the Subscriber without any risk, responsibility or liability on the part of MIPL or its officials.

RATING & COMMENTS

(Mira Inform has adopted New Rating mechanism w.e.f. 23rd January 2017)

MIRA's Rating :

A

Credit Rating	Explanation	Rating Comments
A	Acceptable Risk	Business dealings permissible with moderate risk of default

Status :	Good
Payment Behaviour :	Usually correct
Litigation :	Clear
Comments :	<p>Subject was incorporated in the year 2004. It is a trader and importer of Coal and mine.</p> <p>For the financial year 2018, the company has achieved decent growth in its revenue as compared to the year revenue but has reported low profit margin of 0.96%.</p> <p>The rating takes into consideration sound profile of the company marked by healthy net worth base along with negligible debt balance sheet profile.</p> <p>However, rating strength are partially offset by thin profitability margins, in line with trading nature of business, high industry owing volatility of coal prices, foreign exchange currency volatility and highly competitive nature of the industry,.</p> <p>Business is active. Payment seems to be usually correct.</p> <p>In the view of aforesaid, the company can be considered for the business dealings at usual trade terms and conditions.</p>

NOTES:

Any query related to this report can be made on e-mail: infodept@mirainform.com while quoting report number, name and date.

ECGC Country Risk Classification List

Country Name	Previous Rating (30.06.2018)	Current Rating (30.09.2018)
India	A1	A1

Risk Category	ECGC Classification
Insignificant	A1
Low Risk	A2

DISCLAIMER : This Report is **PRIVATE & CONFIDENTIAL** and it is prepared at the request of and for its use by the Subscriber only. The Subscriber shall use the contents of the Report merely as an aid to its business. Mira Inform Private Limited ("MIPL") has collated information/data in the Report, which have not been verified unless otherwise specifically mentioned in the Report. The Subscriber shall independently verify the accuracy and correctness of the information/data before in any way acting upon the same. MIPL shall not be liable for any harm, injury, loss or damage caused to the Subscriber due to default by the Subscriber's debtors/beneficiaries in fulfilling their obligations of any nature whatsoever. This Report or any of its portion shall not be used as a documentary evidence or otherwise before any investigative agencies or forum of law. This Report is confidential and proprietary to MIPL. The Subscriber and/or any other person(s) may not reproduce, publish or disclose any of the contents of the Report to others without the express authorization of MIPL. This Report is prepared and issued to the Subscriber without any risk, responsibility or liability on the part of MIPL or its officials.

Moderately Low Risk	B1
Moderate Risk	B2
Moderately High Risk	C1
High Risk	C2
Very High Risk	D

EXTERNAL AGENCY RATING

Rating Agency Name	CARE
Rating	Long Term Rating = BBB+
Rating Explanation	Moderate degree of safety and moderate credit risk.
Date	05.07.2018

Rating Agency Name	CARE
Rating	Short Term Rating = A2
Rating Explanation	Strong degree of safety and low credit risk.
Date	05.07.2018

RBI DEFAULTERS' LIST STATUS

Subject's name is not enlisted as a defaulter in the publicly available RBI Defaulters' list.

EPF (Employee Provident Fund) DEFAULTERS' LIST STATUS

Subject's name is not enlisted as a defaulter in the publicly available EPF (Employee Provident Fund) Defaulters' list as of 31-03-2018.

BIFR (Board for Industrial & Financial Reconstruction) LISTING STATUS

Subject's name is not listed as a Sick Unit in the publicly available BIFR (Board for Industrial & Financial Reconstruction) list as of 06.11.2018

IBBI (Insolvency and Bankruptcy Board of India) LISTING STATUS

Subject's name is not listed in the publicly available IBBI (Insolvency and Bankruptcy Board of India) list as of report date.

INFORMATION DENIED BY

Name :	Mr. Dipinder Singh
Designation :	Not Divulged
Contact No.:	91-9999388318

DISCLAIMER : This Report is **PRIVATE & CONFIDENTIAL** and it is prepared at the request of and for its use by the Subscriber only. The Subscriber shall use the contents of the Report merely as an aid to its business. Mira Inform Private Limited ("MIPL") has collated information/data in the Report, which have not been verified unless otherwise specifically mentioned in the Report. The Subscriber shall independently verify the accuracy and correctness of the information/data before in any way acting upon the same. MIPL shall not be liable for any harm, injury, loss or damage caused to the Subscriber due to default by the Subscriber's debtors/beneficiaries in fulfilling their obligations of any nature whatsoever. This Report or any of its portion shall not be used as a documentary evidence or otherwise before any investigative agencies or forum of law. This Report is confidential and proprietary to MIPL. The Subscriber and/or any other person(s) may not reproduce, publish or disclose any of the contents of the Report to others without the express authorization of MIPL. This Report is prepared and issued to the Subscriber without any risk, responsibility or liability on the part of MIPL or its officials.

Date :	06.11.2018
--------	------------

Management Non-Cooperative (91-11-45701816)

LOCATIONS

Registered Office / Corporate Office :	F-19-20, First Floor, TDI Mall, Moti Nagar, New Delhi – 110015, India
Tel. No.:	91-11-45701816
Mobile No.:	91-9999688318 [Mr. Dipinder Singh]
Fax No.:	Not Available
E-Mail :	info@mohitminerals.in mmpl40@yahoo.com
Website :	http://www.mohitminerals.in
Branch Offices :	<ul style="list-style-type: none"> • Dumas Magadalla Road, 401-402, Sns Synergy, Near Valentine Cinema, Surat – 395007, Gujarat, India • Chourisia building, Mirza Pur Road, Katni, Madhya Pradesh, India • Plot No 14, Opposite Surajmukhi, 42 Rajkishore Nagar, Bilaspur, Chhattisgarh, India • B-2 Patrakar Colony, Maharajbagh Road, Nagpur – 440001, Maharashtra, India • Near Mittal Dharm Shala, Mugal Sarai, Varanasi, Uttar Pradesh, India • Plot No. 203/A N.I.E., Jagatpur, Dist Cuttack – 753021, Orissa, India • 2 nd floor, Bal Tower, Near Dada Motars, Dholewal, Old GT Road , Ludhiana, Punjab, India
Stockyards 1:	Plot No. 08, Near Octroi Post, Amlah Road, Mandi Gobindgarh, Punjab, India
Stockyards 2:	Panna Road , Mantola Gaon, Katni, Madhya Pradesh, India
Stockyards 3:	Jhukai, Satna, Madhya Pradesh, India

DIRECTORS

AS ON 31.03.2018

Name :	Mr. Chander Bhushan Bajaj
Designation :	Director
Address :	D-71, Kirti Nagar Ramesh Nagar West Delhi – 110015, India

DISCLAIMER : This Report is **PRIVATE & CONFIDENTIAL** and it is prepared at the request of and for its use by the Subscriber only. The Subscriber shall use the contents of the Report merely as an aid to its business. Mira Inform Private Limited ("MIPL") has collated information/data in the Report, which have not been verified unless otherwise specifically mentioned in the Report. The Subscriber shall independently verify the accuracy and correctness of the information/data before in any way acting upon the same. MIPL shall not be liable for any harm, injury, loss or damage caused to the Subscriber due to default by the Subscriber's debtors/beneficiaries in fulfilling their obligations of any nature whatsoever. This Report or any of its portion shall not be used as a documentary evidence or otherwise before any investigative agencies or forum of law. This Report is confidential and proprietary to MIPL. The Subscriber and/or any other person(s) may not reproduce, publish or disclose any of the contents of the Report to others without the express authorization of MIPL. This Report is prepared and issued to the Subscriber without any risk, responsibility or liability on the part of MIPL or its officials.

Date of Birth/Age :	27.08.1964		
Qualification :	Bachelor of Arts		
Date of Appointment :	29.07.2004		
PAN No. :	ADCPB6642G		
DIN No.:	00289313		
Other Directorship:			
CIN/FCRN	Company Name	Begin Date	End Date
U13200DL2007PTC169807	LAUREL MINES AND MINERALS PRIVATE LIMITED	24/10/2007	-
U24100DL2010PTC198492	SURYA CHEMPHOS PRIVATE LIMITED	05/02/2011	-
U70200WB2010PTC141493	TRICOLOUR INFRASTRUCTURE SERVICES PRIVATE LIMITED	17/01/2014	-
U51909DL2010PTC287413	BRIGHTSUN EQUITY FINVEST PRIVATE LIMITED	15/03/2018	-
U52190WB2010PTC155030	REFINE TRADECOM PRIVATE LIMITED	16/03/2018	-
U52190WB2010PTC154984	ACTION DEALMARK PRIVATE LIMITED	16/03/2018	-
U15511DL2011PTC226487	MORSEL DISTILLERY PRIVATE LIMITED	19/10/2011	-
Name :	Mrs. Suman Bajaj		
Designation :	Director		
Address :	D-71, Kirti Nagar Ramesh Nagar West Delhi – 110015, India		
Date of Birth/Age :	09.10.1964		
Qualification :	Graduate		
Date of Appointment :	29.07.2004		
PAN No. :	AFUPB6216Q		
DIN No.:	00289351		
Other Directorship:			
CIN/FCRN	Company Name	Begin Date	End Date
U70109DL2006PTC149751	MARIGOLD BUILDCONS PRIVATE LIMITED	30/09/2017	-
U13200DL2007PTC169807	LAUREL MINES AND MINERALS PRIVATE LIMITED	24/10/2007	-
Name :	Mr. Vikas Narang		
Designation :	Director		
Address :	B-201, 1st Floor, Fateh Nagar Tilak Nagar West Delhi – 110018, India		
Date of Birth/Age :	11.08.1968		
Qualification :	Masters in Business Administration		
Date of Appointment :	14.07.2018		
DIN No.:	01500919		
Name :	Mr. Mohit Bajaj		
Designation :	Director		
Address :	D-71, Kirti Nagar Ramesh Nagar West Delhi – 110015, India		
Date of Birth/Age :	13.08.1990		
Qualification :	Bachelors of Business Administration		
Date of Appointment :	15.01.2018		
DIN No.:	05187542		

Other Directorship:			
CIN/FCRN	Company Name	Begin Date	End Date
U24100DL2010PTC198492	SURYA CHEMPHOS PRIVATE LIMITED	31/01/2012	-
U51909DL2010PTC287413	BRIGHTSUN EQUITY FINVEST PRIVATE LIMITED	10/07/2013	-
U52190WB2010PTC155030	REFINE TRADECOM PRIVATE LIMITED	16/03/2018	-
U52190WB2010PTC154984	ACTION DEALMARK PRIVATE LIMITED	16/03/2018	-
Name : Mr. Anup Tandon			
Designation : Director			
Address : Km 01, Flat No-1605, Kosmos Jeypee Greens Wish Town, Sector 134 Noida - 201304, Uttar Pradesh, India			
Date of Birth/Age : 18.06.1957			
Qualification : Post- Graduate			
Date of Appointment : 14.07.2018			
DIN No.: 08133649			

KEY EXECUTIVES

Name :	Mr. Rahul Agrawal
Designation :	Chief Financial Officer
Address :	D-170 Rishi Nagar Shakur Basti New Delhi – 110034, India
Date of Appointment :	14.07.2018
PAN No.:	AHFPA3439H
Name :	Mrs. Preeti Sadasivan Nair
Designation :	Company Secretary
Address :	20/84 Dda Flats Dakshinपुरi New Delhi – 110062, India
Date of Appointment :	16.02.2018
PAN No.:	ANMPN9022G

MAJOR SHAREHOLDERS

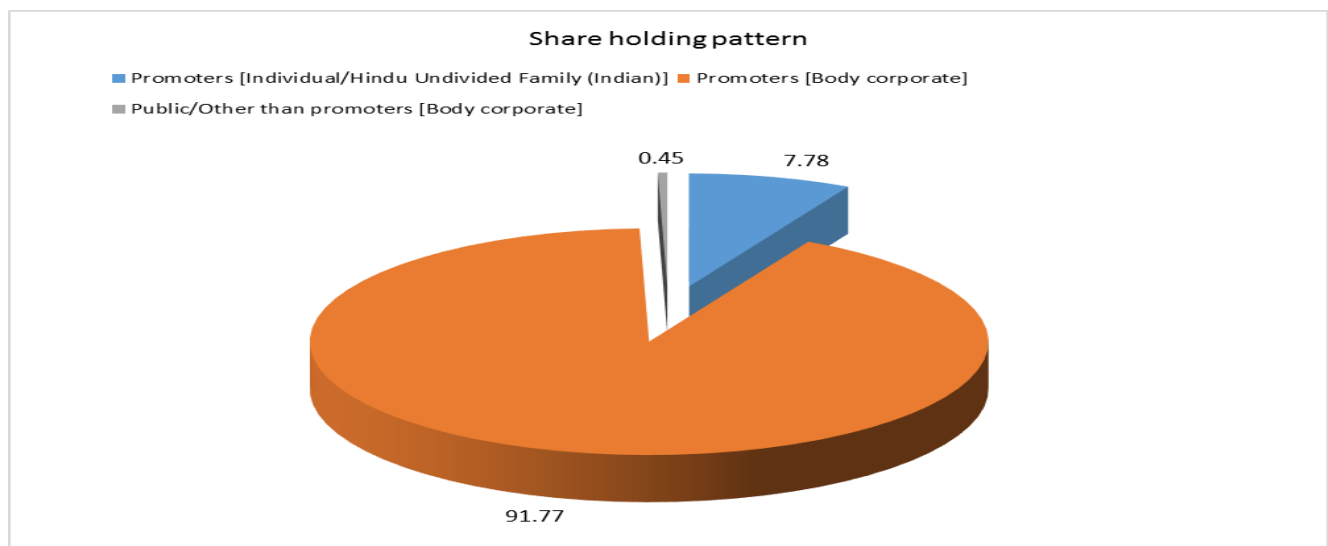
AS ON 31.03.2018

Names of Shareholders	No. of Shares
Chander Bhushan Bajaj	542000
Suman Bajaj	704700
Mohit Bajaj	20000
Vipin Bajaj	250
Sharda Bajaj	28125
C. B. Bajaj (HUF)	342000
Surya Chemphos Private Limited, India	1520000
Shyam Tradex Private Limited, India	16729250
Tanushree Impex Private Limited, India	93750
Ten Equity Limited, India	1057000
Total	21037075

Equity Share Break up (Percentage of Total Equity)

AS ON 29.09.2018

Category	Percentage
Promoters [Individual/Hindu Undivided Family (Indian)]	7.78
Promoters [Body corporate]	91.77
Public/Other than promoters [Body corporate]	0.45
Total	100.00



DISCLAIMER : This Report is **PRIVATE & CONFIDENTIAL** and it is prepared at the request of and for its use by the Subscriber only. The Subscriber shall use the contents of the Report merely as an aid to its business. Mira Inform Private Limited ("MIPL") has collated information/data in the Report, which have not been verified unless otherwise specifically mentioned in the Report. The Subscriber shall independently verify the accuracy and correctness of the information/data before in any way acting upon the same. MIPL shall not be liable for any harm, injury, loss or damage caused to the Subscriber due to default by the Subscriber's debtors/beneficiaries in fulfilling their obligations of any nature whatsoever. This Report or any of its portion shall not be used as a documentary evidence or otherwise before any investigative agencies or forum of law. This Report is confidential and proprietary to MIPL. The Subscriber and/or any other person(s) may not reproduce, publish or disclose any of the contents of the Report to others without the express authorization of MIPL. This Report is prepared and issued to the Subscriber without any risk, responsibility or liability on the part of MIPL or its officials.

BUSINESS DETAILS

Line of Business :	Trading in Coals & Mine. [Registered Activity]	
Products / Services :	Name and Description of main products / services	ITC Code
	Coal & Mine Product etc.	99611911
	Other road transport services of freight n.e.c	99651190
Brand Names :	Not Available	
Agencies Held :	Not Available	
Exports :	Not Divulged	
Imports :	Not Divulged	
Terms :	Not Divulged	

PRODUCTION STATUS – (NOT AVAILABLE)

GENERAL INFORMATION

Suppliers :	Reference :	Not Divulged
	Name of the Person :	--
	Contact No.:	--
	Since How Long Known :	--
	Maximum Limit Dealt :	--
	Experience :	--
	Remark :	--
Customers :	Reference :	Not Divulged
	Name of the Person :	--
	Contact No.:	--
	Since How Long Known :	--
	Maximum Limit Dealt :	--
	Experience :	--
	Remark :	--
No. of Employees :	Information denied by the management	
Bankers :	Banker Name :	Not Divulged
	Branch :	--

DISCLAIMER : This Report is **PRIVATE & CONFIDENTIAL** and it is prepared at the request of and for its use by the Subscriber only. The Subscriber shall use the contents of the Report merely as an aid to its business. Mira Inform Private Limited ("MIPL") has collated information/data in the Report, which have not been verified unless otherwise specifically mentioned in the Report. The Subscriber shall independently verify the accuracy and correctness of the information/data before in any way acting upon the same. MIPL shall not be liable for any harm, injury, loss or damage caused to the Subscriber due to default by the Subscriber's debtors/beneficiaries in fulfilling their obligations of any nature whatsoever. This Report or any of its portion shall not be used as a documentary evidence or otherwise before any investigative agencies or forum of law. This Report is confidential and proprietary to MIPL. The Subscriber and/or any other person(s) may not reproduce, publish or disclose any of the contents of the Report to others without the express authorization of MIPL. This Report is prepared and issued to the Subscriber without any risk, responsibility or liability on the part of MIPL or its officials.

	Person Name (With Designation) :	--	
	Contact Number :	--	
	Name of Account Holder :	--	
	Account Number :	--	
	Account Since (Date/Year of Account Opening) :	--	
	Average Balance Maintained :	--	
	Credit Facilities Enjoyed (CC/OD/Term Loan) :	--	
	Account Operation :	--	
	Remark :	--	
Facilities :	Secured Loan	31.03.2018 (INR in Million)	31.03.2017 (INR in Million)
	Long-term Borrowings		
	Rupee term loans from banks	8.965	15.357
	Short-term borrowings		
	Working capital loans from banks	48.324	213.730
	Total	57.289	229.087

Auditors :	
Name :	Sushil Kumar Singla and Company Chartered Accountants
Address :	575 Aggarwal Millennium Tower-2, Neta Ji Subhash Place, Pitam Pura, Delhi - 110034, India
PAN No.:	ABOFS0874R
Memberships :	096011
Memberships :	Not Available
Collaborators :	Not Available
Enterprises In Which KMP's Or Their Relatives Are Interested :	<ul style="list-style-type: none"> • Marigold Buildcon Private Limited • Mahakaleshwar Mines and Metals Private Limited • Tricolour Infrastructure Services Private Limited • Surya Chemphos Private Limited • Redrose Supply Private Limited • Brightsun Equity Finvest Private Limited • Ten Equity Limited
Subsidiary Company :	Mohit Global Pte Limited

CAPITAL STRUCTURE

AS ON 29.09.2018

Authorised Capital :

No. of Shares	Type	Value	Amount
22500000	Equity Shares	INR 10/- each	INR 225.000 Million

Issued, Subscribed & Paid-up Capital :

No. of Shares	Type	Value	Amount
21037075	Equity Shares	INR 10/- each	INR 210.371 Million

FINANCIAL DATA
[all figures are in INR Million]

ABRIDGED BALANCE SHEET (STANDALONE)

SOURCES OF FUNDS	31.03.2018	31.03.2017	31.03.2016
I. EQUITY AND LIABILITIES			
(1) Shareholders' Funds			
(a) Share Capital	210.371	210.371	210.371
(b) Reserves & Surplus	2031.332	1889.028	1779.987
(c) Money received against share warrants	0.000	0.000	0.000
(2) Share Application money pending allotment	0.000	0.000	0.000
Total Shareholders' Funds (1) + (2)	2241.703	2099.399	1990.358
(3) Non-Current Liabilities			
(a) Long-term borrowings	752.935	988.724	649.545
(b) Deferred tax liabilities (Net)	2.535	1.563	0.749
(c) Other long term liabilities	0.000	0.000	0.000
(d) Long-term provisions	0.000	0.000	0.000
Total Non-current Liabilities (3)	755.470	990.287	650.294
(4) Current Liabilities			
(a) Short term borrowings	48.324	213.730	212.097
(b) Trade payables	2925.367	1853.201	1879.058
(c) Other current liabilities	155.939	183.788	77.705
(d) Short-term provisions	76.718	58.817	43.698
Total Current Liabilities (4)	3206.348	2309.536	2212.558
TOTAL	6203.521	5399.222	4853.210
II. ASSETS			
(1) Non-current assets			
(a) Fixed Assets			
(i) Tangible assets	64.140	71.100	37.853
(ii) Intangible Assets	0.047	0.094	0.069
(iii) Capital work-in-progress	0.000	0.000	0.000
(iv) Intangible assets under development	0.000	0.000	0.000
(b) Non-current Investments	7.052	6.502	8.072
(c) Deferred tax assets (net)	0.000	0.000	0.000
(d) Long-term Loan and Advances	40.473	32.925	22.909
(e) Other Non-current assets	155.000	155.000	155.000
Total Non-Current Assets	266.712	265.621	223.903

DISCLAIMER : This Report is **PRIVATE & CONFIDENTIAL** and it is prepared at the request of and for its use by the Subscriber only. The Subscriber shall use the contents of the Report merely as an aid to its business. Mira Inform Private Limited ("MIPL") has collated information/data in the Report, which have not been verified unless otherwise specifically mentioned in the Report. The Subscriber shall independently verify the accuracy and correctness of the information/data before in any way acting upon the same. MIPL shall not be liable for any harm, injury, loss or damage caused to the Subscriber due to default by the Subscriber's debtors/beneficiaries in fulfilling their obligations of any nature whatsoever. This Report or any of its portion shall not be used as a documentary evidence or otherwise before any investigative agencies or forum of law. This Report is confidential and proprietary to MIPL. The Subscriber and/or any other person(s) may not reproduce, publish or disclose any of the contents of the Report to others without the express authorization of MIPL. This Report is prepared and issued to the Subscriber without any risk, responsibility or liability on the part of MIPL or its officials.

(2) Current assets			
(a) Current investments	0.000	0.000	0.000
(b) Inventories	986.391	761.574	863.705
(c) Trade receivables	3564.454	3358.091	2939.213
(d) Cash and cash equivalents	934.497	531.897	469.981
(e) Short-term loans and advances	371.169	417.430	291.683
(f) Other current assets	80.298	64.609	64.725
Total Current Assets	5936.809	5133.601	4629.307
TOTAL	6203.521	5399.222	4853.210

PROFIT & LOSS ACCOUNT (STANDALONE)

	PARTICULARS	31.03.2018	31.03.2017	31.03.2016
	SALES			
	Income	14799.576	11557.420	9036.565
	Other Income	63.123	25.995	18.865
	TOTAL	14862.699	11583.415	9055.430
Less	EXPENSES			
	Purchases of Stock-in-Trade	11119.726	7631.501	6606.318
	Changes in inventories of finished goods, work-in-progress and Stock-in-Trade	(224.817)	102.132	(348.315)
	Employees benefits expense	82.770	60.383	46.672
	Other expenses	3539.325	3491.793	2525.412
	TOTAL	14517.004	11285.809	8830.087
	PROFIT/ (LOSS) BEFORE INTEREST, TAX, DEPRECIATION AND AMORTISATION	345.695	297.606	225.343
Less	FINANCIAL EXPENSES	115.384	121.021	94.568
	PROFIT / (LOSS) BEFORE TAX, DEPRECIATION AND AMORTISATION	230.311	176.585	130.775
Less/ Add	DEPRECIATION/ AMORTISATION	10.317	7.914	6.916
	PROFIT/ (LOSS) BEFORE TAX	219.994	168.671	123.859
Less	TAX	77.690	59.630	43.370
	PROFIT/ (LOSS) AFTER TAX	142.304	109.041	80.489
	Earnings / (Loss) Per Share (INR)	6.76	5.18	3.83

DISCLAIMER : This Report is **PRIVATE & CONFIDENTIAL** and it is prepared at the request of and for its use by the Subscriber only. The Subscriber shall use the contents of the Report merely as an aid to its business. Mira Inform Private Limited ("MIPL") has collated information/data in the Report, which have not been verified unless otherwise specifically mentioned in the Report. The Subscriber shall independently verify the accuracy and correctness of the information/data before in any way acting upon the same. MIPL shall not be liable for any harm, injury, loss or damage caused to the Subscriber due to default by the Subscriber's debtors/beneficiaries in fulfilling their obligations of any nature whatsoever. This Report or any of its portion shall not be used as a documentary evidence or otherwise before any investigative agencies or forum of law. This Report is confidential and proprietary to MIPL. The Subscriber and/or any other person(s) may not reproduce, publish or disclose any of the contents of the Report to others without the express authorization of MIPL. This Report is prepared and issued to the Subscriber without any risk, responsibility or liability on the part of MIPL or its officials.

CURRENT MATURITIES OF LONG TERM DEBT DETAILS

Particulars	31.03.2018	31.03.2017	31.03.2016
Current Maturities of Long term debt	6.296	6.528	10.203
Cash generated from operations	NA	NA	NA
Net cash flows from (used in) operations	721.805	(140.661)	(642.027)
Net cash flows from (used in) operating activities	721.805	(140.661)	(683.791)

KEY RATIOS

EFFICIENCY RATIOS

PARTICULARS	31.03.2018	31.03.2017	31.03.2016
Average Collection Days (Sundry Debtors / Income * 365 Days)	87.91	106.05	118.72
Account Receivables Turnover (Income / Sundry Debtors)	4.15	3.44	3.07
Average Payment Days (Sundry Creditors / Purchases * 365 Days)	96.02	88.64	103.82
Inventory Turnover (Operating Income / Inventories)	0.35	0.39	0.26
Asset Turnover (Operating Income / Net Fixed Assets)	5.39	4.18	5.94

LEVERAGE RATIOS

PARTICULARS	31.03.2018	31.03.2017	31.03.2016
Debt Ratio ((Borrowing + Current Liabilities) / Total Assets)	0.64	0.61	0.59
Debt Equity Ratio (Total Liability / Networth)	0.36	0.58	0.44
Current Liabilities to Networth (Current Liabilities / Net Worth)	1.43	1.10	1.11
Fixed Assets to Networth (Net Fixed Assets / Networth)	0.03	0.03	0.02
Interest Coverage Ratio (PBIT / Financial Charges)	3.00	2.46	2.38

DISCLAIMER : This Report is **PRIVATE & CONFIDENTIAL** and it is prepared at the request of and for its use by the Subscriber only. The Subscriber shall use the contents of the Report merely as an aid to its business. Mira Inform Private Limited ("MIPL") has collated information/data in the Report, which have not been verified unless otherwise specifically mentioned in the Report. The Subscriber shall independently verify the accuracy and correctness of the information/data before in any way acting upon the same. MIPL shall not be liable for any harm, injury, loss or damage caused to the Subscriber due to default by the Subscriber's debtors/beneficiaries in fulfilling their obligations of any nature whatsoever. This Report or any of its portion shall not be used as a documentary evidence or otherwise before any investigative agencies or forum of law. This Report is confidential and proprietary to MIPL. The Subscriber and/or any other person(s) may not reproduce, publish or disclose any of the contents of the Report to others without the express authorization of MIPL. This Report is prepared and issued to the Subscriber without any risk, responsibility or liability on the part of MIPL or its officials.

PROFITABILITY RATIOS

PARTICULARS		31.03.2018	31.03.2017	31.03.2016
Net Profit Margin ((PAT / Sales) * 100)	%	0.96	0.94	0.89
Return on Total Assets ((PAT / Total Assets) * 100)	%	2.29	2.02	1.66
Return on Investment (ROI) ((PAT / Networth) * 100)	%	6.35	5.19	4.04

SOLVENCY RATIOS

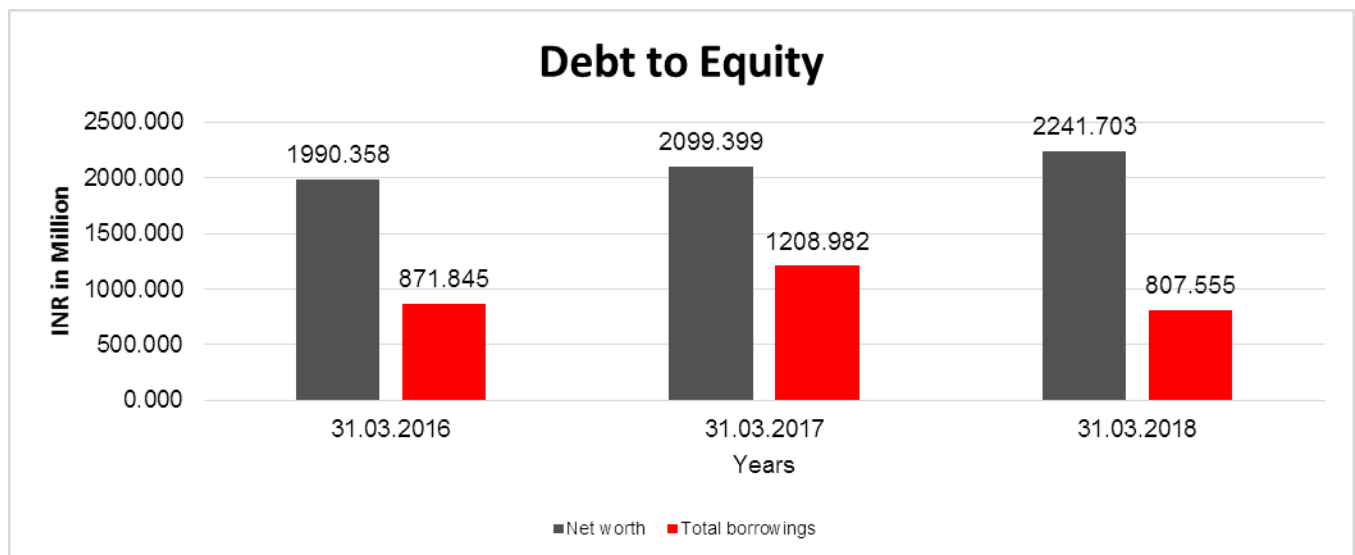
PARTICULARS		31.03.2018	31.03.2017	31.03.2016
Current Ratio (Current Assets / Current Liabilities)		1.85	2.22	2.09
Quick Ratio ((Current Assets – Inventories) / Current Liabilities)		1.54	1.89	1.70
G-Score Ratio Financial (Networth / Total Assets)		0.36	0.39	0.41
G-Score Ratio Debt (Debts / Equity Capital)		3.84	5.75	4.14
G-Score Ratio Liquidity (Total Current Assets / Total Current Liabilities)		1.85	2.22	2.09

Total Liability = Short-term Debt + Long-term Debt + Current Maturities of Long-term debts

FINANCIAL ANALYSIS
[all figures are in INR Million]

DEBT EQUITY RATIO

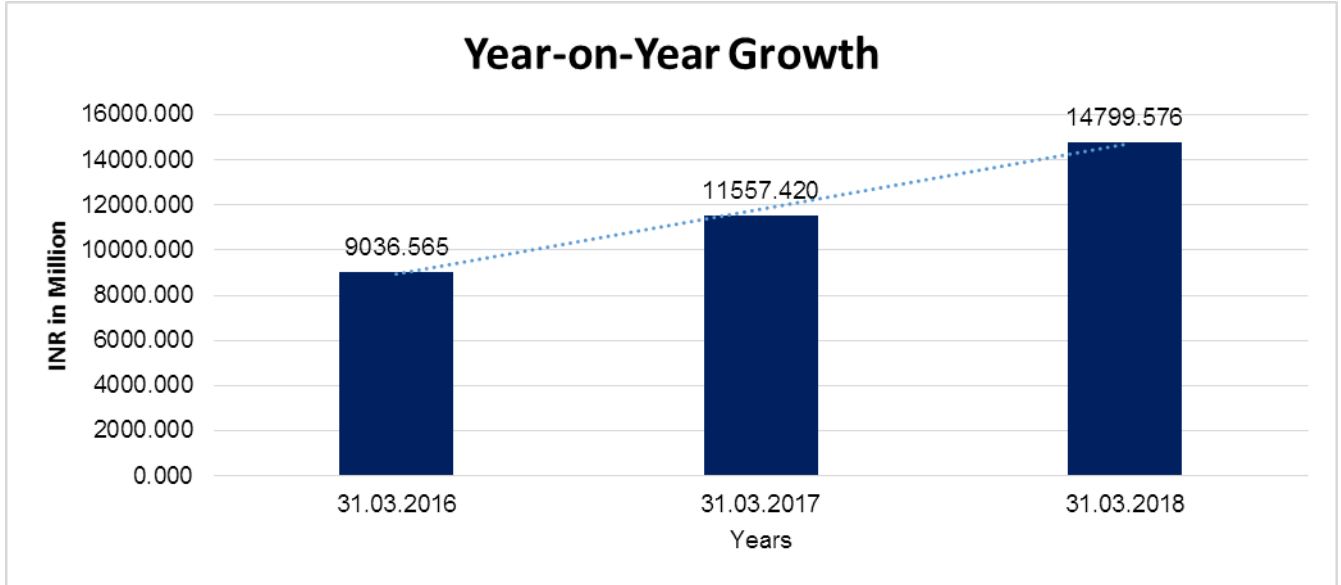
Particular	31.03.2016	31.03.2017	31.03.2018
	INR In Million	INR In Million	INR In Million
Share Capital	210.371	210.371	210.371
Reserves & Surplus	1779.987	1889.028	2031.332
Money received against share warrants	0.000	0.000	0.000
Share Application money pending allotment	0.000	0.000	0.000
Net worth	1990.358	2099.399	2241.703
long-term borrowings	649.545	988.724	752.935
Short term borrowings	212.097	213.730	48.324
Current Maturities of Long term debt	10.203	6.528	6.296
Total borrowings	871.845	1208.982	807.555
Debt/Equity ratio	0.438	0.576	0.360



YEAR-ON-YEAR GROWTH

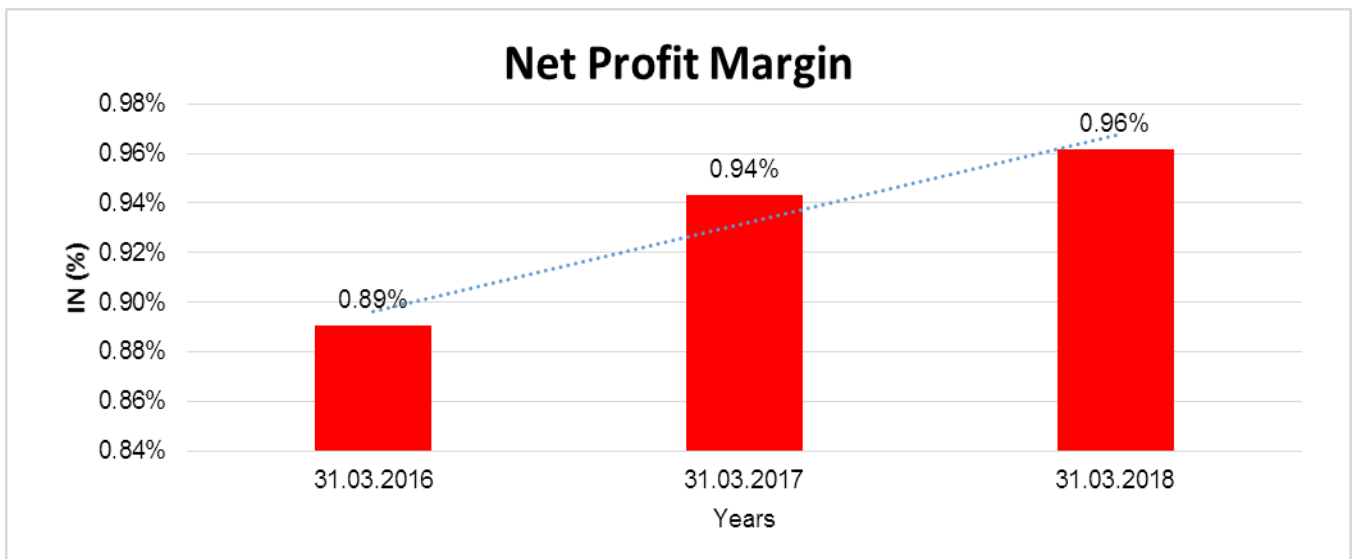
Year on Year Growth	31.03.2016	31.03.2017	31.03.2018
	INR In Million	INR In Million	INR In Million
Sales	9036.565	11557.420	14799.576
		27.896	28.053

DISCLAIMER : This Report is **PRIVATE & CONFIDENTIAL** and it is prepared at the request of and for its use by the Subscriber only. The Subscriber shall use the contents of the Report merely as an aid to its business. Mira Inform Private Limited ("MIPL") has collated information/data in the Report, which have not been verified unless otherwise specifically mentioned in the Report. The Subscriber shall independently verify the accuracy and correctness of the information/data before in any way acting upon the same. MIPL shall not be liable for any harm, injury, loss or damage caused to the Subscriber due to default by the Subscriber's debtors/beneficiaries in fulfilling their obligations of any nature whatsoever. This Report or any of its portion shall not be used as a documentary evidence or otherwise before any investigative agencies or forum of law. This Report is confidential and proprietary to MIPL. The Subscriber and/or any other person(s) may not reproduce, publish or disclose any of the contents of the Report to others without the express authorization of MIPL. This Report is prepared and issued to the Subscriber without any risk, responsibility or liability on the part of MIPL or its officials.



NET PROFIT MARGIN

Net Profit Margin	31.03.2016	31.03.2017	31.03.2018
	INR In Million	INR In Million	INR In Million
Sales	9036.565	11557.420	14799.576
Profit/(Loss)	80.489	109.041	142.304
	0.89%	0.94%	0.96%



DISCLAIMER : This Report is **PRIVATE & CONFIDENTIAL** and it is prepared at the request of and for its use by the Subscriber only. The Subscriber shall use the contents of the Report merely as an aid to its business. Mira Inform Private Limited ("MIPL") has collated information/data in the Report, which have not been verified unless otherwise specifically mentioned in the Report. The Subscriber shall independently verify the accuracy and correctness of the information/data before in any way acting upon the same. MIPL shall not be liable for any harm, injury, loss or damage caused to the Subscriber due to default by the Subscriber's debtors/beneficiaries in fulfilling their obligations of any nature whatsoever. This Report or any of its portion shall not be used as a documentary evidence or otherwise before any investigative agencies or forum of law. This Report is confidential and proprietary to MIPL. The Subscriber and/or any other person(s) may not reproduce, publish or disclose any of the contents of the Report to others without the express authorization of MIPL. This Report is prepared and issued to the Subscriber without any risk, responsibility or liability on the part of MIPL or its officials.

ABRIDGED BALANCE SHEET – (CONSOLIDATED)

SOURCES OF FUNDS	31.03.2018	31.03.2017
I. EQUITY AND LIABILITIES		
(1) Shareholders' Funds		
(a) Share Capital	210.371	210.371
(b) Reserves & Surplus	2235.360	1905.974
(c) Money received against share warrants	0.000	0.000
(2) Share Application money pending allotment	0.000	0.000
Total Shareholders' Funds (1) + (2)	2445.731	2116.345
(3) Non-Current Liabilities		
(a) long-term borrowings	752.985	988.774
(b) Deferred tax liabilities (Net)	2.535	1.563
(c) Other long term liabilities	0.000	0.000
(d) long-term provisions	0.000	0.000
Total Non-current Liabilities (3)	755.520	990.337
(4) Current Liabilities		
(a) Short term borrowings	48.324	213.730
(b) Trade payables	3067.174	2093.508
(c) Other current liabilities	155.973	184.164
(d) Short-term provisions	79.371	58.816
Total Current Liabilities (4)	3350.842	2550.218
TOTAL	6552.093	5656.900
II. ASSETS		
(1) Non-current assets		
(a) Fixed Assets		
(i) Tangible assets	64.140	71.100
(ii) Intangible Assets	0.047	0.094
(iii) Capital work-in-progress	0.000	0.000
(iv) Intangible assets under development	0.000	0.000
(b) Non-current Investments	4.032	4.096
(c) Deferred tax assets (net)	0.000	0.000
(d) Long-term Loan and Advances	40.473	32.925
(e) Other Non-current assets	155.000	155.000
Total Non-Current Assets	263.692	263.215
(2) Current assets		
(a) Current investments	0.000	0.000
(b) Inventories	986.390	761.574

DISCLAIMER : This Report is **PRIVATE & CONFIDENTIAL** and it is prepared at the request of and for its use by the Subscriber only. The Subscriber shall use the contents of the Report merely as an aid to its business. Mira Inform Private Limited ("MIPL") has collated information/data in the Report, which have not been verified unless otherwise specifically mentioned in the Report. The Subscriber shall independently verify the accuracy and correctness of the information/data before in any way acting upon the same. MIPL shall not be liable for any harm, injury, loss or damage caused to the Subscriber due to default by the Subscriber's debtors/beneficiaries in fulfilling their obligations of any nature whatsoever. This Report or any of its portion shall not be used as a documentary evidence or otherwise before any investigative agencies or forum of law. This Report is confidential and proprietary to MIPL. The Subscriber and/or any other person(s) may not reproduce, publish or disclose any of the contents of the Report to others without the express authorization of MIPL. This Report is prepared and issued to the Subscriber without any risk, responsibility or liability on the part of MIPL or its officials.

(c) Trade receivables		3572.925	3423.324
(d) Cash and cash equivalents		1068.932	532.234
(e) Short-term loans and advances		578.777	611.945
(f) Other current assets		81.377	64.608
Total Current Assets		6288.401	5393.685
TOTAL		6552.093	5656.900

PROFIT & LOSS ACCOUNT- (CONSOLIDATED)

	PARTICULARS	31.03.2018	31.03.2017
	SALES		
	Income	15621.957	11568.739
	Other Income	69.123	25.995
	TOTAL	15691.080	11594.734
Less	EXPENSES		
	Purchases of Stock-in-Trade	11912.272	7642.050
	Changes in inventories of finished goods, work-in-progress and Stock-in-Trade	(224.817)	102.132
	Employees benefits expense	82.839	60.383
	Other expenses	3541.094	3494.987
	TOTAL	15311.388	11299.552
	PROFIT/ (LOSS) BEFORE INTEREST, TAX, DEPRECIATION AND AMORTISATION	379.692	295.182
Less	FINANCIAL EXPENSES	120.691	122.395
	PROFIT / (LOSS) BEFORE TAX, DEPRECIATION AND AMORTISATION	259.001	172.787
Less/ Add	DEPRECIATION/ AMORTISATION	10.317	7.914
	PROFIT/ (LOSS) BEFORE TAX	248.684	164.873
Less	TAX	78.737	59.235
	PROFIT/ (LOSS) AFTER TAX	169.947	105.638
	Earnings / (Loss) Per Share (INR)	8.08	5.02

DISCLAIMER : This Report is **PRIVATE & CONFIDENTIAL** and it is prepared at the request of and for its use by the Subscriber only. The Subscriber shall use the contents of the Report merely as an aid to its business. Mira Inform Private Limited ("MIPL") has collated information/data in the Report, which have not been verified unless otherwise specifically mentioned in the Report. The Subscriber shall independently verify the accuracy and correctness of the information/data before in any way acting upon the same. MIPL shall not be liable for any harm, injury, loss or damage caused to the Subscriber due to default by the Subscriber's debtors/beneficiaries in fulfilling their obligations of any nature whatsoever. This Report or any of its portion shall not be used as a documentary evidence or otherwise before any investigative agencies or forum of law. This Report is confidential and proprietary to MIPL. The Subscriber and/or any other person(s) may not reproduce, publish or disclose any of the contents of the Report to others without the express authorization of MIPL. This Report is prepared and issued to the Subscriber without any risk, responsibility or liability on the part of MIPL or its officials.

LOCAL AGENCY FURTHER INFORMATION

Sr. No.	Check list by info agents	Available in Report (Yes/No)
1	Year of establishment	Yes
2	Constitution of the entity -Incorporation details	Yes
3	Locality of the entity	Yes
4	Premises details	No
5	Buyer visit details	--
6	Contact numbers	Yes
7	Name of the person contacted	Yes
8	Designation of contact person	No
9	Promoter's background	Yes
10	Date of Birth of Proprietor / Partners / Directors	Yes
11	Pan Card No. of Proprietor / Partners	Yes
12	Voter Id Card No. of Proprietor / Partners	No
13	Type of business	Yes
14	Line of Business	Yes
15	Export/import details (if applicable)	No
16	No. of employees	No
17	Details of sister concerns	No
18	Major suppliers	No
19	Major customers	No
20	Banking Details	No
21	Banking facility details	No
22	Conduct of the banking account	--
23	Financials, if provided	Yes
24	Capital in the business	Yes
25	Last accounts filed at ROC, if applicable	Yes
26	Turnover of firm for last three years	Yes
27	Reasons for variation <> 20%	--
28	Estimation for coming financial year	No
29	Profitability for last three years	Yes
30	Major shareholders, if available	Yes
31	External Agency Rating, if available	No
32	Litigations that the firm/promoter involved in	--
33	Market information	--
34	Payments terms	No
35	Negative Reporting by Auditors in the Annual Report	No

FINANCIAL PERFORMANCE HIGHLIGHTS

Standalone operations:

Revenue from operations for the year increased by 28% to INR 14799.576 Million from INR 11557.420 Million achieved during the previous financial year. EBITDA for the year increased by 16.15% to INR 345.694 Million from INR 297.606 Million achieved in the previous year. Profit after tax increased to INR 142.304 Million as compared to INR 109.041 Million in previous financial year.

Consolidated operations:

Revenue from operations for the year increased by 35% to INR 15621.9567 Million from INR 11568.739 Million achieved during the previous year. EBITDA for the year increased by 28.62% to INR 379.692 Million from INR 295.182 Million achieved in the previous year. Profit after tax increased to INR 169.947 Million as compared to INR 105.638 Million in previous financial year.


UNSECURED LOANS:

PARTICULARS	31.03.2018 (INR in Million)	31.03.2017 (INR in Million)
Long-term Borrowings		
Fully convertible debentures intercorporate	62.100	62.100
Intercorporate borrowings	681.870	911.267
Total	743.970	973.367

INDEX OF CHARGES:

SN O	SRN	CHAR GE ID	CHARGE HOLDER NAME	DATE OF CREATI ON	DATE OF MODIFICA TION	DATE OF SATISFAC TION	AMOUNT	ADDRESS
1	C69891 786	10602 054	PUNJAB NATIONA L BANK	19/10/2 015	-	-	1000000000.0	74, JANPATHNEW DELHIDL11000 1IN
2	C65944 449	10206 658	STANDA RD CHART E RED BANK	23/02/2 010	10/12/2013	05/10/2015	300000000.0	10, PARLIAMENT STREETNEW DELHIDL11000 1IN
3	B45481 280	90051 527	UNION BANK OF INDIA	06/05/2 005	19/09/2009	07/08/2012	95000000.0	KATNI BRANCHSUBH ASH CHOWKKATNI MP483501IN

FIXED ASSETS:

- Land
 - Plant and equipment
 - Other plant and equipment
 - Furniture and fixtures
 - Vehicles
 - Office equipment
 - Computer equipments
- 

CMT REPORT (Corruption, Money Laundering & Terrorism]

The Public Notice information has been collected from various sources including but not limited to: **The Courts, India Prisons Service, Interpol, etc.**

1] INFORMATION ON DESIGNATED PARTY

No exist designating subject or any of its beneficial owners, controlling shareholders or senior officers as terrorist or terrorist organization or whom notice had been received that all financial transactions involving their assets have been blocked or convicted, found guilty or against whom a judgement or order had been entered in a proceedings for violating money-laundering, anti-corruption or bribery or international economic or anti-terrorism sanction laws or whose assets were seized, blocked, frozen or ordered forfeited for violation of money laundering or international anti-terrorism laws.

2] Court Declaration :

No records exist to suggest that subject is or was the subject of any formal or informal allegations, prosecutions or other official proceeding for making any prohibited payments or other improper payments to government officials for engaging in prohibited transactions or with designated parties.

3] Asset Declaration :

No records exist to suggest that the property or assets of the subject are derived from criminal conduct or a prohibited transaction.

4] Record on Financial Crime :

Charges or conviction registered against subject: **None**

5] Records on Violation of Anti-Corruption Laws :

Charges or investigation registered against subject: **None**

6] Records on Int'l Anti-Money Laundering Laws/Standards :

Charges or investigation registered against subject: **None**

7] Criminal Records

No available information exist that suggest that subject or any of its principals have been formally charged or convicted by a competent governmental authority for any financial crime or under any formal investigation by a competent government authority for any violation of anti-corruption laws or international anti-money laundering laws or standard.

8] Affiliation with Government :

No record exists to suggest that any director or indirect owners, controlling shareholders, director, officer or employee of the company is a government official or a family member or close business associate of a Government official.

9] Compensation Package :

Our market survey revealed that the amount of compensation sought by the subject is fair and reasonable and comparable to compensation paid to others for similar services.

10] Press Report :

No press reports / filings exists on the subject.

CORPORATE GOVERNANCE

MIRA INFORM as part of its Due Diligence do provide comments on Corporate Governance to identify management and governance. These factors often have been predictive and in some cases have created vulnerabilities to credit deterioration.

Our Governance Assessment focuses principally on the interactions between a company's management, its Board of Directors, Shareholders and other financial stakeholders.

CONTRAVENTION

Subject is not known to have contravened any existing local laws, regulations or policies that prohibit, restrict or otherwise affect the terms and conditions that could be included in the agreement with the subject.

FOREIGN EXCHANGE RATES

Currency	Unit	INR
US Dollar	1	INR 73.04
UK Pound	1	INR 95.26
Euro	1	INR 83.26

INFORMATION DETAILS

Information Gathered by :	NAG
Analysis Done by :	NIS
Report Prepared by :	RNA

SCORE FACTORS

DEMERIT POINTS		
--BANK CHARGES	YES/NO	YES
--LITIGATION	YES/NO	NO
--OTHER ADVERSE INFORMATION	YES/NO	NO
MERIT POINTS		
--SOLE DISTRIBUTORSHIP	YES/NO	NO
--EXPORT ACTIVITIES	YES/NO	NO
--AFFILIATION	YES/NO	YES
--LISTED	YES/NO	NO
--OTHER MERIT FACTORS	YES/NO	YES

RATING EXPLANATIONS

Credit Rating	Explanation	Rating Comments
A++	Minimum Risk	Business dealings permissible with minimum risk of default
A+	Low Risk	Business dealings permissible with low risk of default
A	Acceptable Risk	Business dealings permissible with moderate risk of default
B	Medium Risk	Business dealings permissible on a regular monitoring basis
C	Medium High Risk	Business dealings permissible preferably on secured basis
D	High Risk	Business dealing not recommended or on secured terms only
NB	New Business	No recommendation can be done due to business in infancy stage
NT	No Trace	No recommendation can be done as the business is not traceable

NB is stated where there is insufficient information to facilitate rating. However, it is not to be considered as unfavourable.

This score serves as a reference to assess SC's credit risk and to set the amount of credit to be extended. It is calculated from a composite of weighted scores obtained from each of the major sections of this report. The assessed factors are as follows:

- Financial condition covering various ratios
- Company background and operations size
- Promoters / Management background
- Payment record
- Litigation against the subject
- Industry scenario / competitor analysis
- Supplier / Customer / Banker review (wherever available)

DISCLAIMER : This Report is **PRIVATE & CONFIDENTIAL** and it is prepared at the request of and for its use by the Subscriber only. The Subscriber shall use the contents of the Report merely as an aid to its business. Mira Inform Private Limited ("MIPL") has collated information/data in the Report, which have not been verified unless otherwise specifically mentioned in the Report. The Subscriber shall independently verify the accuracy and correctness of the information/data before in any way acting upon the same. MIPL shall not be liable for any harm, injury, loss or damage caused to the Subscriber due to default by the Subscriber's debtors/beneficiaries in fulfilling their obligations of any nature whatsoever. This Report or any of its portion shall not be used as a documentary evidence or otherwise before any investigative agencies or forum of law. This Report is confidential and proprietary to MIPL. The Subscriber and/or any other person(s) may not reproduce, publish or disclose any of the contents of the Report to others without the express authorization of MIPL. This Report is prepared and issued to the Subscriber without any risk, responsibility or liability on the part of MIPL or its officials.