

MIRA INFORM REPORT

Report No. :	538793
Report Date :	10.11.2018

IDENTIFICATION DETAILS

Name :	NEXT PLC
Formerly Known As :	<ul style="list-style-type: none"> • NEXT GROUP PLC • BRONZEJASPER PUBLIC LIMITED COMPANY
Registered Office :	Desford Road, Enderby, Leicester, LE19 4AT
Country :	United Kingdom
Financials (as on) :	27.01.2018
Date of Incorporation :	09.04.2002
Com. Reg. No.:	04412362
Legal Form :	Public limited with Share Capital
Line of Business :	Activities of head offices [We tried to confirm / obtain the detailed activity but the same is not available from any sources]
No. of Employees :	43970 [2018]

RATING & COMMENTS

(Mira Inform has adopted New Rating mechanism w.e.f. 23rd January 2017)

MIRA's Rating :

A

Credit Rating	Explanation	Rating Comments
A	Acceptable Risk	Business dealings permissible with moderate risk of default

Status :	Good
Payment Behaviour :	Regular
Litigation :	Clear

NOTES :

Any query related to this report can be made on e-mail : infodept@mirainform.com while quoting report number, name and date.

ECGC Country Risk Classification List

Country Name	Previous Rating (30.06.2018)	Current Rating (30.09.2018)
United Kingdom	A1	A1

Risk Category	ECGC Classification
Insignificant	A1
Low Risk	A2
Moderately Low Risk	B1
Moderate Risk	B2
Moderately High Risk	C1
High Risk	C2
Very High Risk	D

UNITED KINGDOM - ECONOMIC OVERVIEW

The UK, a leading trading power and financial center, is the third largest economy in Europe after Germany and France. Agriculture is intensive, highly mechanized, and efficient by European standards, producing about 60% of food needs with less than 2% of the labor force. The UK has large coal, natural gas, and oil resources, but its oil and natural gas reserves are declining; the UK has been a net importer of energy since 2005. Services, particularly banking, insurance, and business services, are key drivers of British GDP growth. Manufacturing, meanwhile, has declined in importance but still accounts for about 10% of economic output.

In 2008, the global financial crisis hit the economy particularly hard, due to the importance of its financial sector. Falling home prices, high consumer debt, and the global economic slowdown compounded the UK's economic problems, pushing the economy into recession in the latter half of 2008 and prompting the then BROWN (Labour) government to implement a number of measures to stimulate the economy and stabilize the financial markets. Facing burgeoning public deficits and debt levels, in 2010 the then CAMERON-led coalition government (between Conservatives and Liberal Democrats) initiated an austerity program, which has continued under the Conservative government. However, the deficit still remains one of the highest in the G7, standing at 3.6% of GDP as of 2017, and the UK has pledged to lower its corporation tax from 20% to 17% by 2020. The UK had a debt burden of 90.4% GDP at the end of 2017.

The UK economy has begun to slow since the referendum vote to leave the EU in June 2016. A sustained depreciation of the British pound has increased consumer and producer prices, weighing on consumer spending without spurring a meaningful increase in exports. The UK has an extensive trade relationship with other EU members through its single market membership, and economic observers have warned the exit will jeopardize its position as the central location for European financial services. Prime Minister MAY is seeking a new "deep and special" trade relationship with the EU following the UK's exit. However, economists doubt that the UK will be able to preserve the benefits of EU membership without the obligations. The UK is expected to officially leave the EU by the end of March 2019.

Source : CIA

COMPANY NAME AND ADDRESS

Company Name: NEXT PLC
Company No: 04412362
Company Status: Active - Accounts Filed
Status: Active
Registered Address: DESFORD ROAD ENDERBY LEICESTER LE19 4AT

COMPANY NAME

NEXT PLC

COMPANY NUMBER

04412362

COMPANY SUMMARY

Registered Address DESFORD ROAD
ENDERBY
LEICESTER
LE19 4AT
Trading Address Desford Road
Enderby
Leicester
Leicestershire
LE19 4AT
Website Address <http://www.nextplc.co.uk>
Telephone Number 08448448888
Fax Number 01162848998
TPS No
FPS Yes
Incorporation Date 09/04/2002
Previous Name NEXT GROUP PLC
Type Public limited with Share Capital
FTSE Index FTSE 100 company
Date of Change 22/11/2002
Filing Date of Accounts 09/06/2018
Currency -
Share Capital -
SIC07 70100

DISCLAIMER : This Report is **PRIVATE & CONFIDENTIAL** and it is prepared at the request of and for its use by the Subscriber only. The Subscriber shall use the contents of the Report merely as an aid to its business. Mira Inform Private Limited ("MIPL") has collated information/data in the Report, which have not been verified unless otherwise specifically mentioned in the Report. The Subscriber shall independently verify the accuracy and correctness of the information/data before in any way acting upon the same. MIPL shall not be liable for any harm, injury, loss or damage caused to the Subscriber due to default by the Subscriber's debtors/beneficiaries in fulfilling their obligations of any nature whatsoever. This Report or any of its portion shall not be used as a documentary evidence or otherwise before any investigative agencies or forum of law. This Report is confidential and proprietary to MIPL. The Subscriber and/or any other person(s) may not reproduce, publish or disclose any of the contents of the Report to others without the express authorization of MIPL. This Report is prepared and issued to the Subscriber without any risk, responsibility or liability on the part of MIPL or its officials.

Charity Number -
SIC07 Description ACTIVITIES OF HEAD OFFICES
Principal Activity A group engaged in the retailer offering exciting, beautyfully designed, excellent quality, footwear, accessories and home products.

ADDITIONAL INFORMATION

CCJ's 1 (£2,190)

Date	Case Name	Amount	Outcome
26/09/2012	NORTHAMPTON CCMCC	£2,190	Judgment
-	-	-	-
-	-	-	-

Ultimate Holding Company NEXT PLC
Accountant -
Mortgages 0
Group 20 companies
Linkages 0 companies
Countries In 0 countries

KEY FINANCIALS

Year to Date	Turnover	Pre Tax Profit	Shareholder's Funds	Employees
27/01/2018	£4,055,500,000	£726,100,000	£482,600,000	43970
28/01/2017	£4,097,300,000	£790,200,000	£510,500,000	49033
30/01/2016	£4,176,900,000	£836,100,000	£311,800,000	-

MORTGAGE SUMMARY

Total Mortgage 0
Outstanding 0
Satisfied 0

TRADE DEBTORS / BAD DEBT SUMMARY

Total Number of Documented Trade 0
Total Value of Documented Trade £0

COMMENTARY

This company's return on total assets employed ratio indicates a highly efficient use of assets.
This company has only made late payments on a low percentage of invoices.
This company's ratio of total liabilities to total assets indicates the presence of moderate equity funding.
This company's bank loans and overdrafts (less cash) account for a moderate percentage of short term liabilities.
This company is a member of the FTSE 100 share index.

CCJ

Total Number of Exact CCJs -	1	Total Value of Exact CCJs -	£2,190
Total Number of Possible CCJs -	0	Total Value of Possible CCJs -	
Total Number of Satisfied CCJs -	0	Total Value of Satisfied CCJs -	
Total Number of Writs -	-		

Total Current Directors	9	Total Current Secretaries	1
Total Previous Directors / Company Secretaries	22	Total Person's With Significant Control	0

CURRENT DIRECTORS

Title	Mr	Function	Director
Name	Simon Adam Lord Wolfson Of Aspley Guise	Nationality	British
Date of Birth	10/1967	Present Appointments	16
Latest Address	Next Plc Desford Road, Enderby, Leicester	Appointment Date	09/09/2002
Post Code	LE19 4AT		
Title	Mr	Function	Director
Name	Francis William Salway	Nationality	British
Date of Birth	10/1957	Present Appointments	3
Latest Address	Desford Road, Enderby, Leicester	Appointment Date	01/06/2010
Post Code	LE19 4AT		

Title	Ms	Function	Director
Name	Dianne Thompson	Nationality	British
Date of Birth	12/1950	Present Appointments	2
Latest Address	Desford Road, Enderby,	Appointment Date	01/01/2015

DISCLAIMER : This Report is **PRIVATE & CONFIDENTIAL** and it is prepared at the request of and for its use by the Subscriber only. The Subscriber shall use the contents of the Report merely as an aid to its business. Mira Inform Private Limited ("MIPL") has collated information/data in the Report, which have not been verified unless otherwise specifically mentioned in the Report. The Subscriber shall independently verify the accuracy and correctness of the information/data before in any way acting upon the same. MIPL shall not be liable for any harm, injury, loss or damage caused to the Subscriber due to default by the Subscriber's debtors/beneficiaries in fulfilling their obligations of any nature whatsoever. This Report or any of its portion shall not be used as a documentary evidence or otherwise before any investigative agencies or forum of law. This Report is confidential and proprietary to MIPL. The Subscriber and/or any other person(s) may not reproduce, publish or disclose any of the contents of the Report to others without the express authorization of MIPL. This Report is prepared and issued to the Subscriber without any risk, responsibility or liability on the part of MIPL or its officials.

NEXT PLC - 538793

PAGE NO. : 7

	Leicester		
Post Code	LE19 4AT		
Title	Mr	Function	Director
Name	Jonathan Michael Arundell Bewes	Nationality	British
Date of Birth	07/1965	Present Appointments	4
Latest Address	Desford Road, Enderby, Leicester	Appointment Date	03/10/2016
Post Code	LE19 4AT		

Title	Ms	Function	Director
Name	Caroline Mary Helen Goodall	Nationality	British
Date of Birth	05/1955	Present Appointments	1
Latest Address	Desford Road, Enderby, Leicester	Appointment Date	01/01/2013
Post Code	LE19 4AT		
Title	Ms	Function	Director
Name	Jane Margaret Shields	Nationality	British
Date of Birth	10/1963	Present Appointments	3
Latest Address	Desford Road, Enderby, Leicester	Appointment Date	01/07/2013
Post Code	LE19 4AT		

Title	Mrs	Function	Director
Name	Amanda James	Nationality	British
Date of Birth	08/1971	Present Appointments	20
Latest Address	Next Plc Desford Road, Enderby, Leicester	Appointment Date	01/04/2015
Post Code	LE19 4AT		
Title	Mr	Function	Director
Name	Michael Roney	Nationality	
Date of Birth	07/1954	Present Appointments	1
Latest Address	Desford Road, Enderby, Leicester	Appointment Date	14/02/2017
Post Code	LE19 4AT		

Title	Mr	Function	Director
Name	Richard Simon Vaughan Papp	Nationality	British
Date of Birth	03/1967	Present Appointments	1
Latest Address	Desford Road, Enderby, Leicester	Appointment Date	14/05/2018
Post Code	LE19 4AT		

DISCLAIMER : This Report is **PRIVATE & CONFIDENTIAL** and it is prepared at the request of and for its use by the Subscriber only. The Subscriber shall use the contents of the Report merely as an aid to its business. Mira Inform Private Limited ("MIPL") has collated information/data in the Report, which have not been verified unless otherwise specifically mentioned in the Report. The Subscriber shall independently verify the accuracy and correctness of the information/data before in any way acting upon the same. MIPL shall not be liable for any harm, injury, loss or damage caused to the Subscriber due to default by the Subscriber's debtors/beneficiaries in fulfilling their obligations of any nature whatsoever. This Report or any of its portion shall not be used as a documentary evidence or otherwise before any investigative agencies or forum of law. This Report is confidential and proprietary to MIPL. The Subscriber and/or any other person(s) may not reproduce, publish or disclose any of the contents of the Report to others without the express authorization of MIPL. This Report is prepared and issued to the Subscriber without any risk, responsibility or liability on the part of MIPL or its officials.

CURRENT COMPANY SECRETARY











Title		Function	Company Secretary
Name	Seonna Anderson	Nationality	
Date of Birth	-	Present Appointments	1
Latest Address	Next Plc Desford Road, Enderby, Leicester	Appointment Date	03/02/2014
Post Code	LE19 4AT		

Top Shareholders

No shareholders to display

FINANCIALS

Profit & Loss

	Date Of Accounts	27/01/18	(%)	28/01/17	(%)	30/01/16	(%)	24/01/15	(%)	31/01/14
	Weeks	52	(%)	52	(%)	53	(%)	52	(%)	52
	Currency	GBP	(%)	GBP	(%)	GBP	(%)	GBP	(%)	GBP
	Consolidated A/cs	Y	(%)	Y	(%)	Y	(%)	Y	(%)	Y
	Turnover	£4,055,500,000	-1%	£4,097,300,000	-1.9%	£4,176,900,000	4.4%	£3,999,800,000	6.9%	£3,740,000,000
	Export	-	-	-	-	£395,000,000	12.3%	£351,800,000	-	-
	Cost of Sales	£2,699,300,000	-0.4%	£2,710,700,000	-0.5%	£2,724,200,000	2.6%	£2,656,400,000	6.3%	£2,499,900,000
	Gross Profit	£1,356,200,000	2.2%	£1,386,600,000	4.6%	£1,452,700,000	8.1%	£1,343,400,000	8.3%	£1,240,100,000
	Wages & Salaries	£658,800,000	-1%	£665,400,000	-2.2%	£680,700,000	5.4%	£646,100,000	3.1%	£626,500,000
	Directors Emoluments	£3,390,000	4.3%	£3,250,000	-60.4%	£8,200,000	-34.5%	£12,520,000	-44.4%	£22,500,000
	Operating Profit	£759,900,000	-8.2%	£827,700,000	-4.6%	£867,200,000	6.8%	£812,100,000	12.4%	£722,800,000
	Depreciation	£118,600,000	3.8%	£114,300,000	1.5%	£112,600,000	0.6%	£111,900,000	-4.4%	£117,000,000
	Audit Fees	£630,000	5%	£600,000	11.1%	£540,000	-99.9%	£491,000,000	99.9%	£470,000
	Interest	£35,100,0	-	£37,800,0	18.5	£31,900,0	-	-	-	£28,300,0







DISCLAIMER : This Report is **PRIVATE & CONFIDENTIAL** and it is prepared at the request of and for its use by the Subscriber only. The Subscriber shall use the contents of the Report merely as an aid to its business. Mira Inform Private Limited ("MIPL") has collated information/data in the Report, which have not been verified unless otherwise specifically mentioned in the Report. The Subscriber shall independently verify the accuracy and correctness of the information/data before in any way acting upon the same. MIPL shall not be liable for any harm, injury, loss or damage caused to the Subscriber due to default by the Subscriber's debtors/beneficiaries in fulfilling their obligations of any nature whatsoever. This Report or any of its portion shall not be used as a documentary evidence or otherwise before any investigative agencies or forum of law. This Report is confidential and proprietary to MIPL. The Subscriber and/or any other person(s) may not reproduce, publish or disclose any of the contents of the Report to others without the express authorization of MIPL. This Report is prepared and issued to the Subscriber without any risk, responsibility or liability on the part of MIPL or its officials.

	Payments	00	7.1%	00	%	00			100%	00
	Pre Tax Profit	£726,100,000	-8.1%	£790,200,000	-5.5%	£836,100,000	5.2%	£794,800,000	14.3%	£695,200,000
	Taxation	-	13.3%	-	8.5%	-	-	-	-	-
		£134,300,000		£154,900,000		£169,300,000	5.9%	£159,900,000	12.6%	£142,000,000
	Profit After Tax	£591,800,000	-6.8%	£635,300,000	-4.7%	£666,800,000	5%	£634,900,000	14.8%	£553,200,000
	Dividends Payable	£479,700,000	112.4%	£225,800,000	-61.2%	£581,900,000	34.1%	£433,900,000	81.6%	£238,900,000
	Retained Profit	£112,100,000	-72.6%	£409,500,000	382.3%	£84,900,000	-57.8%	£201,000,000	-36%	£314,300,000






Balance Sheet

	Date Of Accounts	27/01/18	(%)	28/01/17	(%)	30/01/16	(%)	24/01/15	(%)	31/01/14
	Tangible Assets	£721,100,000	2.9%	£700,900,000	8.8%	£644,200,000	3.5%	£622,300,000	-1.6%	£632,200,000
	Intangible Assets	£42,900,000	-0.9%	£43,300,000	-0.9%	£43,700,000	-0.7%	£44,000,000	-0.9%	£44,400,000
	Total Fixed Assets	£764,000,000	2.7%	£744,200,000	8.2%	£687,900,000	3.2%	£666,300,000	-1.5%	£676,600,000
	Stock	£490,100,000	8.6%	£451,100,000	-7.3%	£486,500,000	16.7%	£416,800,000	8.1%	£385,600,000
	Trade Debtors	£1,138,500,000	11.1%	£1,025,100,000	-	0	-	0	-100%	£703,600,000
	Cash	£53,500,000	7.6%	£49,700,000	-25%	£66,300,000	-75.9%	£275,500,000	0.8%	£273,300,000
	Other Debtors	£109,700,000	8.9%	£100,700,000	-90.4%	£1,050,500,000	24.4%	£844,300,000	708.7%	£104,400,000
	Miscellaneous Current Assets	£5,700,000	-83.2%	£34,000,000	-12.6%	£38,900,000	-51%	£79,400,000	999.9%	£1,200,000
	Total Current Assets	£1,797,500,000	8.2%	£1,660,600,000	1.1%	£1,642,200,000	1.6%	£1,616,000,000	10.1%	£1,468,100,000
	Trade Creditors	£168,400,000	-9.5%	£186,100,000	-15%	£219,000,000	-2.6%	£224,900,000	15.5%	£194,800,000
	Bank Loans &	£180,000,000	409.9%	£35,300,000	-72.6%	£128,600,000	999.9%	£2,800,000	7.7%	£2,600,000

DISCLAIMER : This Report is **PRIVATE & CONFIDENTIAL** and it is prepared at the request of and for its use by the Subscriber only. The Subscriber shall use the contents of the Report merely as an aid to its business. Mira Inform Private Limited ("MIPL") has collated information/data in the Report, which have not been verified unless otherwise specifically mentioned in the Report. The Subscriber shall independently verify the accuracy and correctness of the information/data before in any way acting upon the same. MIPL shall not be liable for any harm, injury, loss or damage caused to the Subscriber due to default by the Subscriber's debtors/beneficiaries in fulfilling their obligations of any nature whatsoever. This Report or any of its portion shall not be used as a documentary evidence or otherwise before any investigative agencies or forum of law. This Report is confidential and proprietary to MIPL. The Subscriber and/or any other person(s) may not reproduce, publish or disclose any of the contents of the Report to others without the express authorization of MIPL. This Report is prepared and issued to the Subscriber without any risk, responsibility or liability on the part of MIPL or its officials.






	Overdrafts				%					
	Other Short Term Finance	£91,900,000	161.8%	£35,100,000	-83.7%	£215,100,000	96.4%	£109,500,000	30.5%	£83,900,000
	Miscellaneous Current Liabilities	£474,500,000	1.3%	£468,500,000	-22.9%	£607,900,000	10.6%	£549,400,000	-0.7%	£553,200,000
	Total Current Liabilities	£914,800,000	26.2%	£725,000,000	-38.1%	£1,170,600,000	32%	£886,600,000	6.2%	£834,500,000
	Bank Loans & Overdrafts and LTL	£1,344,100,000	11.6%	£1,204,600,000	23.4%	£976,300,000	-9.3%	£1,076,600,000	4.9%	£1,026,500,000
	Other Long Term Finance	£920,900,000	-1%	£930,000,000	99.9%	£13,900,000	-98.4%	£850,000,000	99.9%	£900,000
	Total Long Term Liabilities	£1,164,100,000	-0.4%	£1,169,300,000	37.9%	£847,700,000	-21.1%	£1,073,800,000	4.9%	£1,023,900,000

Capital & Reserves





	Date Of Accounts	27/01/18	(%)	28/01/17	(%)	30/01/16	(%)	24/01/15	(%)	31/01/14
	Called Up Share Capital	£14,500,000	-1.4%	£14,700,000	-2.6%	£15,100,000	-	-	-100%	£15,500,000
	P & L Account Reserve	£2,166,800,000	2.3%	£2,117,200,000	10.9%	£1,908,900,000	493%	£321,900,000	-83.1%	£1,906,900,000
	Revaluation Reserve	-	-	-	-	-	-	-	-	-
	Sundry Reserves	£1,698,700,000	4.8%	£1,621,400,000	0.6%	£1,612,200,000	-	-	100%	£1,636,100,000
	Shareholder Funds	£482,600,000	-5.5%	£510,500,000	63.7%	£311,800,000	-3.1%	£321,900,000	12.4%	£286,300,000

DISCLAIMER : This Report is **PRIVATE & CONFIDENTIAL** and it is prepared at the request of and for its use by the Subscriber only. The Subscriber shall use the contents of the Report merely as an aid to its business. Mira Inform Private Limited ("MIPL") has collated information/data in the Report, which have not been verified unless otherwise specifically mentioned in the Report. The Subscriber shall independently verify the accuracy and correctness of the information/data before in any way acting upon the same. MIPL shall not be liable for any harm, injury, loss or damage caused to the Subscriber due to default by the Subscriber's debtors/beneficiaries in fulfilling their obligations of any nature whatsoever. This Report or any of its portion shall not be used as a documentary evidence or otherwise before any investigative agencies or forum of law. This Report is confidential and proprietary to MIPL. The Subscriber and/or any other person(s) may not reproduce, publish or disclose any of the contents of the Report to others without the express authorization of MIPL. This Report is prepared and issued to the Subscriber without any risk, responsibility or liability on the part of MIPL or its officials.

Other Financial Items

	Date Of Accounts	27/01/18	(%)	28/01/17	(%)	30/01/16	(%)	24/01/15	(%)	31/01/14
	Net Worth	£439,700,000	- 5.9 %	£467,200,000	74.3 %	£268,100,000	- 3.5 %	£277,900,000	14.9 %	£241,900,000
	Working Capital	£882,700,000	- 5.7 %	£935,600,000	98.4 %	£471,600,000	- 35.3 %	£729,400,000	15.1 %	£633,600,000
	Total Assets	£2,561,500,000	6.5 %	£2,404,800,000	3.2 %	£2,330,100,000	2.1 %	£2,282,300,000	6.4 %	£2,144,700,000
	Total Liabilities	£2,078,900,000	9.7 %	£1,894,300,000	- 6.1 %	£2,018,300,000	3%	£1,960,400,000	5.5 %	£1,858,400,000
	Net Assets	£482,600,000	- 5.5 %	£510,500,000	63.7 %	£311,800,000	- 3.1 %	£321,900,000	12.4 %	£286,300,000



Cash Flow

	Date Of Accounts	27/01/18	(%)	28/01/17	(%)	30/01/16	(%)	24/01/15	(%)	31/01/14
	Net Cashflow from Operations	£615,200,000	- 12.1 %	£699,500,000	15%	£608,300,000	- 18.2 %	£743,200,000	20.9 %	£614,800,000
	Net Cashflow before Financing	£503,000,000	- 7.7%	£545,200,000	16.2 %	£469,000,000	- 26.4 %	£637,200,000	24.4 %	£512,200,000
	Net Cashflow from Financing	- £507,600,000	13.1 %	- £584,400,000	15.2 %	- £689,200,000	-8.3%	- £636,100,000	- 71.1 %	- £371,800,000
	Increase in Cash	- £4,600,000	88.3 %	- £39,200,000	82.2 %	- £220,200,000	- 999.9 %	£1,100,000	- 99.2 %	£140,400,000















Miscellaneous

	Date Of Accounts	27/01/18	(%)	28/01/17	(%)	30/01/16	(%)	24/01/15	(%)	31/01/14
	Contingent Liability	YES	-	YES	-	NO	-	NO	-	NO

DISCLAIMER : This Report is **PRIVATE & CONFIDENTIAL** and it is prepared at the request of and for its use by the Subscriber only. The Subscriber shall use the contents of the Report merely as an aid to its business. Mira Inform Private Limited ("MIPL") has collated information/data in the Report, which have not been verified unless otherwise specifically mentioned in the Report. The Subscriber shall independently verify the accuracy and correctness of the information/data before in any way acting upon the same. MIPL shall not be liable for any harm, injury, loss or damage caused to the Subscriber due to default by the Subscriber's debtors/beneficiaries in fulfilling their obligations of any nature whatsoever. This Report or any of its portion shall not be used as a documentary evidence or otherwise before any investigative agencies or forum of law. This Report is confidential and proprietary to MIPL. The Subscriber and/or any other person(s) may not reproduce, publish or disclose any of the contents of the Report to others without the express authorization of MIPL. This Report is prepared and issued to the Subscriber without any risk, responsibility or liability on the part of MIPL or its officials.

	Capital Employed	£1,646,700,000	-2%	£1,679,800,000	44.9%	£1,159,500,000	-16.9%	£1,395,700,000	6.5%	£1,310,200,000
	Number of Employees	43970	-10.3%	49033	-	-	-	-	-	52533
	Accountants									
	Auditors	PRICEWATERHOUSECOOPERS LLP								
	Auditor Comments	The audit report contains no adverse comments								
	Bankers	NATIONAL WESTMINSTER BANK PLC								
	Bank Branch Code									

Ratios

	Date Of Accounts	27/01/18	28/01/17	30/01/16	24/01/15	31/01/14
	Pre-tax profit margin %	17.90	19.29	20.02	19.87	18.59
	Current ratio	1.96	2.29	1.40	1.82	1.76
	Sales/Net Working Capital	4.59	4.38	8.86	5.48	5.90
	Gearing %	278.50	236	313.10	334.50	358.50
	Equity in %	19.20	21.60	13.60	14.40	13.60
	Creditor Days	15.11	16.53	19.45	20.46	18.95
	Debtor Days	102.18	91.06	-	-	68.47
	Liquidity/Acid Test	1.42	1.66	0.98	1.35	1.29
	Return On Capital Employed %	44.09	47.04	72.10	56.94	53.06
	Return On Total Assets Employed %	28.34	32.85	35.88	34.82	32.41
	Current Debt Ratio	1.89	1.42	3.75	2.75	2.91
	Total Debt Ratio	4.30	3.71	6.47	6.09	6.49
	Stock Turnover Ratio %	12.08	11	11.64	10.42	10.31
	Return on Net Assets Employed %	150.45	154.78	268.15	246.90	242.82

Report Notes

There are no notes to display.

DISCLAIMER : This Report is **PRIVATE & CONFIDENTIAL** and it is prepared at the request of and for its use by the Subscriber only. The Subscriber shall use the contents of the Report merely as an aid to its business. Mira Inform Private Limited ("MIPL") has collated information/data in the Report, which have not been verified unless otherwise specifically mentioned in the Report. The Subscriber shall independently verify the accuracy and correctness of the information/data before in any way acting upon the same. MIPL shall not be liable for any harm, injury, loss or damage caused to the Subscriber due to default by the Subscriber's debtors/beneficiaries in fulfilling their obligations of any nature whatsoever. This Report or any of its portion shall not be used as a documentary evidence or otherwise before any investigative agencies or forum of law. This Report is confidential and proprietary to MIPL. The Subscriber and/or any other person(s) may not reproduce, publish or disclose any of the contents of the Report to others without the express authorization of MIPL. This Report is prepared and issued to the Subscriber without any risk, responsibility or liability on the part of MIPL or its officials.

Status History

No Status History found

EVENT HISTORY

Date	Description
20/06/2018	New Accounts Filed
20/06/2018	New Accounts Filed
16/06/2018	Confirmation Statement
22/05/2018	New Accounts Filed
21/05/2018	Mr M.W. Law has left the board
16/05/2018	New Board Member Mr R. Papp appointed
04/08/2017	Mr R.J. Barton has left the board
27/06/2017	New Accounts Filed
27/06/2017	New Accounts Filed
26/06/2017	Confirmation Statement
23/05/2017	Mr S.D. Barber has left the board
10/03/2017	New Board Member Mr M. Roney appointed
15/11/2016	New Board Member Mr J.M. Bewes appointed
06/07/2016	Annual Returns
06/07/2016	Annual Returns

PREVIOUS COMPANY NAMES

Date	Previous Name
22/11/2002	NEXT GROUP PLC
11/09/2002	BRONZEJASPER PUBLIC LIMITED COMPANY

Writ Details

No writs found

STATISTICS

Group	20 companies
Linkages	0 companies
Countries	In 0 countries

DISCLAIMER : This Report is **PRIVATE & CONFIDENTIAL** and it is prepared at the request of and for its use by the Subscriber only. The Subscriber shall use the contents of the Report merely as an aid to its business. Mira Inform Private Limited ("MIPL") has collated information/data in the Report, which have not been verified unless otherwise specifically mentioned in the Report. The Subscriber shall independently verify the accuracy and correctness of the information/data before in any way acting upon the same. MIPL shall not be liable for any harm, injury, loss or damage caused to the Subscriber due to default by the Subscriber's debtors/beneficiaries in fulfilling their obligations of any nature whatsoever. This Report or any of its portion shall not be used as a documentary evidence or otherwise before any investigative agencies or forum of law. This Report is confidential and proprietary to MIPL. The Subscriber and/or any other person(s) may not reproduce, publish or disclose any of the contents of the Report to others without the express authorization of MIPL. This Report is prepared and issued to the Subscriber without any risk, responsibility or liability on the part of MIPL or its officials.

SUMMARY

Holding Company	NEXT PLC
Ownership Status	Ultimately Owned
Ultimate Holding Company	NEXT PLC

GROUP STRUCTURE

Company Name	Registered Number	Latest Key Financials	Consol. Accounts	Turnover
☐ NEXT PLC	04412362	27.01.2018	Y	£4,055,500,000
☐ NEXT GROUP LIMITED	11118708	-	N	
☐ NEXT HOLDINGS LIMITED	00035161	27.01.2018	N	£215,400,000
└ NEXT DISTRIBUTION...	03045421	27.01.2018	N	£478,978,000
└ NEXT SOURCING (UK)...	05188107	31.01.2018	N	
└ VENTURA NETWORK DI...	06056341	31.01.2018	N	
└ AGRATECH LIMITED	07218431	31.01.2018	N	
└ PROJECT NORWICH LI...	11191048	-	N	
└ BRECON DEBT RECOVE...	00866802	31.01.2018	N	
└ LIPSY LIMITED	05728110	27.01.2018	N	£99,255,000
└ NEXT BRAND LIMITED	02570797	27.01.2018	N	
└ THE NEXT DIRECTORY...	02570808	31.01.2018	N	
└ NEXT FINANCIAL SER...	02958128	31.01.2018	N	
└ NEXT MANUFACTURING...	02570801	27.01.2018	N	£5,437,670

NEXT PLC - 538793

PAGE NO. : 15

NEXT NEAR EAST LIM...	00123434	27.01.2018	N	
NEXT PENSION TRUST...	00497131	31.01.2018	N	
NEXT PROPERTIES LTD	02570546	31.01.2018	N	
NEXT RETAIL LIMITED	04521150	27.01.2018	N	£3,950,301,000
PAIGE GROUP LIMITE...	00452053	31.01.2018	N	
VENTURA GROUP LIMITED	01210373	31.01.2018	N	

Exact CCJ Details

Date	Court	Amount	Status	Case Number	Date Paid
26/09/2012	NORTHAMPTON CCMCC	£2,190	Judgment	2YL15315	-

Possible CCJs Details

There are no possible CCJ details

PREVIOUS DIRECTOR/COMPANY SECRETARIES

Name	Current Active Appointments	Previous Appointments	Dissolved Companies
David Wilson Keens	1	22	4
Nicholas George Brookes	4	12	2
William Robert Barnes	1	31	19
Alistair Campbell Mitchell Innes	0	30	122
OFFICE ORGANIZATION & SERVICES LIMITED	2	531	902
Robert John Orr Barton	4	23	9
David Charles Jones	5	29	43
Derek Nigel Donald Netherton	2	14	2
Jonathan Donald Sherlock Dawson	0	10	4
Andrew John Varley	1	12	10
Stephen David Barber	11	90	25
PRECIS COMPANY SERVICES LIMITED	0	16	20
Julia Ann Parker	0	3	0
Christos Emiliios Angelides	0	3	1

DISCLAIMER : This Report is **PRIVATE & CONFIDENTIAL** and it is prepared at the request of and for its use by the Subscriber only. The Subscriber shall use the contents of the Report merely as an aid to its business. Mira Inform Private Limited ("MIPL") has collated information/data in the Report, which have not been verified unless otherwise specifically mentioned in the Report. The Subscriber shall independently verify the accuracy and correctness of the information/data before in any way acting upon the same. MIPL shall not be liable for any harm, injury, loss or damage caused to the Subscriber due to default by the Subscriber's debtors/beneficiaries in fulfilling their obligations of any nature whatsoever. This Report or any of its portion shall not be used as a documentary evidence or otherwise before any investigative agencies or forum of law. This Report is confidential and proprietary to MIPL. The Subscriber and/or any other person(s) may not reproduce, publish or disclose any of the contents of the Report to others without the express authorization of MIPL. This Report is prepared and issued to the Subscriber without any risk, responsibility or liability on the part of MIPL or its officials.

PEREGRINE SECRETARIAL SERVICES LIMITED	0	285	277
Anthony Stephen Grabiner	3	2	0
Christine Cross	4	4	0
Andrew John Robert McKinlay	0	23	11
INSTANT COMPANIES LIMITED	9	32633	90129
SWIFT INCORPORATIONS LIMITED	11	74950	191107
SWIFT INCORPORATIONS LIMITED	11	74950	191107
Michael William Law	4	1	0
Total Persons With Significant Control	0	Total Statements	0
Active	0	Active	0
Ceased	0	Ceased	0

Active Persons With Significant Control

No Active Persons With Significant Control To Display

Ceased Persons With Significant Control

No Ceased Persons With Significant Control To Display

Active Statements

No Active Statements To Display

Ceased Statements

No Ceased Statements To Display

FOREIGN EXCHANGE RATES

Currency	Unit	Indian Rupees
US Dollar	1	INR 73.01
UK Pound	1	INR 95.30
Euro	1	INR 83.26
GBP	1	INR 95.38

Note : Above are approximate rates obtained from sources believed to be correct

INFORMATION DETAILS

Analysis Done by :	NIY
Report Prepared by :	TRU

DISCLAIMER : This Report is **PRIVATE & CONFIDENTIAL** and it is prepared at the request of and for its use by the Subscriber only. The Subscriber shall use the contents of the Report merely as an aid to its business. Mira Inform Private Limited ("MIPL") has collated information/data in the Report, which have not been verified unless otherwise specifically mentioned in the Report. The Subscriber shall independently verify the accuracy and correctness of the information/data before in any way acting upon the same. MIPL shall not be liable for any harm, injury, loss or damage caused to the Subscriber due to default by the Subscriber's debtors/beneficiaries in fulfilling their obligations of any nature whatsoever. This Report or any of its portion shall not be used as a documentary evidence or otherwise before any investigative agencies or forum of law. This Report is confidential and proprietary to MIPL. The Subscriber and/or any other person(s) may not reproduce, publish or disclose any of the contents of the Report to others without the express authorization of MIPL. This Report is prepared and issued to the Subscriber without any risk, responsibility or liability on the part of MIPL or its officials.

RATING EXPLANATIONS

Credit Rating	Explanation	Rating Comments
A++	Minimum Risk	Business dealings permissible with minimum risk of default
A+	Low Risk	Business dealings permissible with low risk of default
A	Acceptable Risk	Business dealings permissible with moderate risk of default
B	Medium Risk	Business dealings permissible on a regular monitoring basis
C	Medium High Risk	Business dealings permissible preferably on secured basis
D	High Risk	Business dealing not recommended or on secured terms only
NB	New Business	No recommendation can be done due to business in infancy stage
NT	No Trace	No recommendation can be done as the business is not traceable

NB is stated where there is insufficient information to facilitate rating. However, it is not to be considered as unfavourable.

This score serves as a reference to assess SC's credit risk and to set the amount of credit to be extended. It is calculated from a composite of weighted scores obtained from each of the major sections of this report. The assessed factors are as follows:

- Financial condition covering various ratios
- Company background and operations size
- Promoters / Management background
- Payment record
- Litigation against the subject
- Industry scenario / competitor analysis
- Supplier / Customer / Banker review (wherever available)