

MIRA INFORM REPORT

Report No. :	539905
Report Date :	17.11.2018

IDENTIFICATION DETAILS

Name :	CLYDE BERGEMANN LIMITED
Formerly Known As :	CLYDE FOREST LIMITED
Registered Office :	47 Broad Street, Bridgeton, Glasgow, G40 2qr
Country :	United Kingdom
Financials (as on) :	28.02.2017
Date of Incorporation :	08.07.1992
Com. Reg. No.:	SC139238
Legal Form :	Private limited with Share Capital
Line of Business :	<ul style="list-style-type: none"> • Manufacture of plastics and rubber machinery • The manufacture of boiler cleaning equipment and the sale of related spares.
No. of Employees :	57

RATING & COMMENTS

(Mira Inform has adopted New Rating mechanism w.e.f. 23rd January 2017)

MIRA's Rating : A+

Credit Rating	Explanation	Rating Comments
A+	Low Risk	Business dealings permissible with low risk of default

Status :	Good
Payment Behaviour :	Regular
Litigation :	Clear

NOTES :

Any query related to this report can be made on e-mail : infodept@mirainform.com while quoting report number, name and date.

ECGC Country Risk Classification List

Country Name	Previous Rating (30.06.2018)	Current Rating (30.09.2018)
United Kingdom	A1	A1

Risk Category	ECGC Classification
Insignificant	A1
Low Risk	A2
Moderately Low Risk	B1
Moderate Risk	B2
Moderately High Risk	C1
High Risk	C2
Very High Risk	D

UNITED KINGDOM - ECONOMIC OVERVIEW

The UK, a leading trading power and financial center, is the third largest economy in Europe after Germany and France. Agriculture is intensive, highly mechanized, and efficient by European standards, producing about 60% of food needs with less than 2% of the labor force. The UK has large coal, natural gas, and oil resources, but its oil and natural gas reserves are declining; the UK has been a net importer of energy since 2005. Services, particularly banking, insurance, and business services, are key drivers of British GDP growth. Manufacturing, meanwhile, has declined in importance but still accounts for about 10% of economic output.

In 2008, the global financial crisis hit the economy particularly hard, due to the importance of its financial sector. Falling home prices, high consumer debt, and the global economic slowdown compounded the UK's economic problems, pushing the economy into recession in the latter half of 2008 and prompting the then BROWN (Labour) government to implement a number of measures to stimulate the economy and stabilize the financial markets. Facing burgeoning public deficits and debt levels, in 2010 the then CAMERON-led coalition government (between Conservatives and Liberal Democrats) initiated an austerity program, which has continued under the Conservative government. However, the deficit still remains one of the highest in the G7, standing at 3.6% of GDP as of 2017, and the UK has pledged to lower its corporation tax from 20% to 17% by 2020. The UK had a debt burden of 90.4% GDP at the end of 2017.

The UK economy has begun to slow since the referendum vote to leave the EU in June 2016. A sustained depreciation of the British pound has increased consumer and producer prices, weighing on consumer spending without spurring a meaningful increase in exports. The UK has an extensive trade relationship with other EU members through its single market membership, and economic observers have warned the exit will jeopardize its position as the central location for European financial services. Prime Minister MAY is seeking a new "deep and special" trade relationship with the EU following the UK's exit. However, economists doubt that the UK will be able to preserve the benefits of EU membership without the obligations. The UK is expected to officially leave the EU by the end of March 2019.

Source : CIA

COMPANY NAME AND ADDRESS

Company Name: CLYDE BERGEMANN LIMITED
Company No: SC139238
Company Status: Active - Accounts Filed
Status: Active
Registered Address: 47 BROAD STREET BRIDGETON GLASGOW G40 2QR

COMPANY NAME

CLYDE BERGEMANN LIMITED

COMPANY NUMBER

SC139238

COMPANY SUMMARY

Registered Address 47 BROAD STREET
BRIDGETON
GLASGOW
G40 2QR
Trading Address 47 Broad Street
Bridgeton
Glasgow
Lanarkshire
G40 2QR
Website Address <http://www.clydebergemann.co.uk>
Telephone Number 01415505400
Fax Number
TPS No
FPS Yes
Incorporation Date 08/07/1992
Previous Name CLYDE FOREST LIMITED
Type Private limited with Share Capital
FTSE Index -
Date of Change 10/06/1997
Filing Date of Accounts 29/11/2017
Currency GBP
Share Capital £1,600,000
SIC07 28960

DISCLAIMER : This Report is **PRIVATE & CONFIDENTIAL** and it is prepared at the request of and for its use by the Subscriber only. The Subscriber shall use the contents of the Report merely as an aid to its business. Mira Inform Private Limited ("MIPL") has collated information/data in the Report, which have not been verified unless otherwise specifically mentioned in the Report. The Subscriber shall independently verify the accuracy and correctness of the information/data before in any way acting upon the same. MIPL shall not be liable for any harm, injury, loss or damage caused to the Subscriber due to default by the Subscriber's debtors/beneficiaries in fulfilling their obligations of any nature whatsoever. This Report or any of its portion shall not be used as a documentary evidence or otherwise before any investigative agencies or forum of law. This Report is confidential and proprietary to MIPL. The Subscriber and/or any other person(s) may not reproduce, publish or disclose any of the contents of the Report to others without the express authorization of MIPL. This Report is prepared and issued to the Subscriber without any risk, responsibility or liability on the part of MIPL or its officials.

Charity Number -
SIC07 Description MANUFACTURE OF PLASTICS AND RUBBER MACHINERY
Principal Activity The manufacture of boiler cleaning equipment and the sale of related spares.

ADDITIONAL INFORMATION

CCJ's 0 (£0)
No CCJ Information To Display
Ultimate Holding Company CLYDE BERGEMANN POWER GROUP INC
Accountant -
Mortgages 7
Group 10 companies
Linkages 16 companies
Countries In 5 countries

KEY FINANCIALS

Year to Date	Turnover	Pre Tax Profit	Shareholder's Funds	Employees
28/02/2017	£8,325,040	£1,652,191	£6,926,368	57
28/02/2016	£8,113,991	£1,663,989	£5,951,827	55
28/02/2015	£7,779,034	£1,837,290	£5,097,534	56

MORTGAGE SUMMARY

Total Mortgage 7
Outstanding 3
Satisfied 4

TRADE DEBTORS / BAD DEBT SUMMARY

Total Number of Documented Trade 0
Total Value of Documented Trade £0

COMMENTARY

This company's ratio of total liabilities to total assets indicates the presence of strong equity funding.

This company's return on total assets employed ratio indicates a highly efficient use of assets.

This company has only made late payments on a low percentage of invoices.

DISCLAIMER : This Report is **PRIVATE & CONFIDENTIAL** and it is prepared at the request of and for its use by the Subscriber only. The Subscriber shall use the contents of the Report merely as an aid to its business. Mira Inform Private Limited ("MIPL") has collated information/data in the Report, which have not been verified unless otherwise specifically mentioned in the Report. The Subscriber shall independently verify the accuracy and correctness of the information/data before in any way acting upon the same. MIPL shall not be liable for any harm, injury, loss or damage caused to the Subscriber due to default by the Subscriber's debtors/beneficiaries in fulfilling their obligations of any nature whatsoever. This Report or any of its portion shall not be used as a documentary evidence or otherwise before any investigative agencies or forum of law. This Report is confidential and proprietary to MIPL. The Subscriber and/or any other person(s) may not reproduce, publish or disclose any of the contents of the Report to others without the express authorization of MIPL. This Report is prepared and issued to the Subscriber without any risk, responsibility or liability on the part of MIPL or its officials.

The company has more cash than short term bank borrowings.
This company trades in an industry with a lower level of corporate failures.

CCJ

Total Number of Exact CCJs -	0	Total Value of Exact CCJs -	
Total Number of Possible CCJs -	0	Total Value of Possible CCJs -	
Total Number of Satisfied CCJs -	0	Total Value of Satisfied CCJs -	
Total Number of Writs -	-		

Total Current Directors	3	Total Current Secretaries	1
Total Previous Directors / Company Secretaries	22	Total Person's With Significant Control	1

CURRENT DIRECTORS

Title	Mr	Function	Director
Name	Miles Brittain Ratcliffe	Nationality	British
Date of Birth	07/1965	Present Appointments	4
Latest Address	Clyde Bergemann Materials Handling Ltd Lakeside Bo, Doncaster	Appointment Date	02/06/2005

Post Code	DN4 5PL		
Title	Mr	Function	Director
Name	Michael Peoples	Nationality	British
Date of Birth	08/1961	Present Appointments	1
Latest Address	47 Broad Street, Bridgeton, Glasgow	Appointment Date	01/08/2008

Post Code	G40 2QR		
Title	Mr	Function	Director
Name	Ralph Alexander Ludwig	Nationality	German
Date of Birth	11/1963	Present Appointments	2
Latest Address	20 Schillwiese, D-46485 Wesel	Appointment Date	01/03/2017

CURRENT COMPANY SECRETARY








Title	Mr	Function	Company Secretary
Name	Miles Brittain Ratcliffe	Nationality	British
Date of Birth	07/1965	Present Appointments	6
Latest Address	22 Pasture Avenue, Sherburn In Elmet, Leeds	Appointment Date	02/06/2005
Post Code	LS25 6LG		

TOP SHAREHOLDERS










Name	Currency	Share Count	Share Type	Nominal Value	% of Total Share Count
CLYDE BERGEMANN INVESTMENTS LTD	GBP	1,600,000	ORDINARY	1	100

FINANCIALS











Profit & Loss

	Date Of Accounts	28/02/17	(%)	28/02/16	(%)	28/02/15	(%)	28/02/14	(%)	28/02/13
	Weeks	52	(%)	52	(%)	52	(%)	52	(%)	52
	Currency	GBP	(%)	GBP	(%)	GBP	(%)	GBP	(%)	GBP
	Consolidated A/cs	N	(%)	N	(%)	N	(%)	N	(%)	N
	Turnover	£8,325,040	2.6%	£8,113,991	4.3%	£7,779,034	-14.3%	£9,072,809	21.3%	£7,482,217
	Export	£6,912,951	10.3%	£6,267,107	3.9%	£6,033,230	-	-	-	-
	Cost of Sales	£6,017,065	1.6%	£5,922,142	6.8%	£5,543,846	-17.5%	£6,715,941	29.8%	£5,174,384
	Gross Profit	£2,307,975	5.3%	£2,191,849	-1.9%	£2,235,188	-5.2%	£2,356,868	2.1%	£2,307,833
	Wages & Salaries	£2,487,685	5.5%	£2,356,937	7.6%	£2,190,994	8%	£2,027,953	-8.5%	£2,216,298
	Directors Emoluments	£145,045	6.8%	£135,856	1.9%	£133,285	-1.8%	£135,771	17.7%	£115,333
	Operating Profit	£1,063,957	4.2%	£1,020,818	-13.1%	£1,174,271	3.1%	£1,138,509	2.5%	£1,110,316








DISCLAIMER : This Report is **PRIVATE & CONFIDENTIAL** and it is prepared at the request of and for its use by the Subscriber only. The Subscriber shall use the contents of the Report merely as an aid to its business. Mira Inform Private Limited ("MIPL") has collated information/data in the Report, which have not been verified unless otherwise specifically mentioned in the Report. The Subscriber shall independently verify the accuracy and correctness of the information/data before in any way acting upon the same. MIPL shall not be liable for any harm, injury, loss or damage caused to the Subscriber due to default by the Subscriber's debtors/beneficiaries in fulfilling their obligations of any nature whatsoever. This Report or any of its portion shall not be used as a documentary evidence or otherwise before any investigative agencies or forum of law. This Report is confidential and proprietary to MIPL. The Subscriber and/or any other person(s) may not reproduce, publish or disclose any of the contents of the Report to others without the express authorization of MIPL. This Report is prepared and issued to the Subscriber without any risk, responsibility or liability on the part of MIPL or its officials.

	Depreciation	£10,425	-23.4%	£13,617	43.5%	£9,490	0.4%	£9,451	-42.3%	£16,372
	Audit Fees	£40,025	6.7%	£37,500	-7.9%	£40,697	35.7%	£30,000	13.2%	£26,500
	Interest Payments	£618	274.5%	£165	-46.8%	£310	-17.3%	£375	-73.8%	£1,431
	Pre Tax Profit	£1,652,191	-0.7%	£1,663,989	-9.4%	£1,837,290	-10.4%	£2,051,520	24.8%	£1,643,337
	Taxation	-	-	-	18.6%	-	3.7%	-	-	-
		£258,191	14.8%	£224,817		£276,049		£286,528	59.5%	£179,658
	Profit After Tax	£1,394,000	-3.1%	£1,439,172	-7.8%	£1,561,241	-11.5%	£1,764,992	20.6%	£1,463,679
	Dividends Payable	£461,259	-9.9%	£511,950	-10%	£568,559	-79.8%	£2,810,537	510.2%	£460,610
	Retained Profit	£932,741	0.6%	£927,222	-6.6%	£992,682	194.9%	-£1,045,545	-204.2%	£1,003,069






Balance Sheet

	Date Of Accounts	28/02/17	(%)	28/02/16	(%)	28/02/15	(%)	28/02/14	(%)	28/02/13
	Tangible Assets	£83,200	50.4%	£55,321	-5.1%	£58,299	35.6%	£43,008	-18%	£52,459
	Intangible Assets	0	-	0	-	0	-	0	-	0
	Total Fixed Assets	£83,200	50.4%	£55,321	-5.1%	£58,299	35.6%	£43,008	-18%	£52,459
	Stock	£1,314,664	22.6%	£1,072,509	-15.3%	£1,265,878	13.5%	£1,115,644	-28.4%	£1,558,163
	Trade Debtors	£2,035,796	-12.2%	£2,318,779	15.3%	£2,010,373	8.5%	£1,853,555	75.8%	£1,054,086
	Cash	£858,286	-69.8%	£2,840,101	80%	£1,577,703	-36.1%	£2,469,022	-30.5%	£3,554,965
	Other Debtors	£4,907,406	173.5%	£1,794,571	-29.5%	£2,544,172	69.7%	£1,499,291	51.8%	£987,872
	Miscellaneous Current Assets	0	-	0	-	0	-	0	-	0
	Total Current Assets	£9,116,152	13.6%	£8,025,960	8.5%	£7,398,126	6.6%	£6,937,512	-3%	£7,155,086
	Trade Creditors	£882,539	24.8%	£706,967	21.2%	£583,527	-44.1%	£1,043,109	10.9%	£940,213



DISCLAIMER : This Report is **PRIVATE & CONFIDENTIAL** and it is prepared at the request of and for its use by the Subscriber only. The Subscriber shall use the contents of the Report merely as an aid to its business. Mira Inform Private Limited ("MIPL") has collated information/data in the Report, which have not been verified unless otherwise specifically mentioned in the Report. The Subscriber shall independently verify the accuracy and correctness of the information/data before in any way acting upon the same. MIPL shall not be liable for any harm, injury, loss or damage caused to the Subscriber due to default by the Subscriber's debtors/beneficiaries in fulfilling their obligations of any nature whatsoever. This Report or any of its portion shall not be used as a documentary evidence or otherwise before any investigative agencies or forum of law. This Report is confidential and proprietary to MIPL. The Subscriber and/or any other person(s) may not reproduce, publish or disclose any of the contents of the Report to others without the express authorization of MIPL. This Report is prepared and issued to the Subscriber without any risk, responsibility or liability on the part of MIPL or its officials.

	Bank Loans & Overdrafts	0	-	0	-	0	-	0	-	0
	Other Short Term Finance	£94,654	- 71.4%	£331,358	19.3 %	£277,647	- 61.5 %	£720,508	482 %	£123,791
	Miscellaneous Current Liabilities	£1,207,888	17.7%	£1,026,129	- 28.4 %	£1,432,717	36.8 %	£1,047,051	12.8 %	£928,144
	Total Current Liabilities	£2,185,081	5.8%	£2,064,454	-10%	£2,293,891	- 18.4 %	£2,810,668	41.1 %	£1,992,148
	Bank Loans & Overdrafts and LTL	£87,903	35.2%	£65,000	-	£65,000	-	£65,000	-	£65,000
	Other Long Term Finance	£22,903	-	0	-	0	-	0	-	0
	Total Long Term Liabilities	£87,903	35.2%	£65,000	-	£65,000	-	£65,000	-	£65,000




Capital & Reserves

	Date Of Accounts	28/02/17	(%)	28/02/16	(%)	28/02/15	(%)	28/02/14	(%)	28/02/13
	Called Up Share Capital	£1,600,000	-	£1,600,000	-	£1,600,000	-	£1,600,000	-	£1,600,000
	P & L Account Reserve	£5,357,497	21.1 %	£4,424,756	26.5 %	£3,497,534	39.6 %	£2,504,852	- 29.4 %	£3,550,397
	Revaluation Reserve	-	-	-	-	-	-	-	-	-
	Sundry Reserves	-£31,129	57.3 %	-£72,929	-	-	-	-	-	-
	Shareholder Funds	£6,926,368	16.4 %	£5,951,827	16.8 %	£5,097,534	24.2 %	£4,104,852	- 20.3 %	£5,150,397





Other Financial Items

	Date Of Accounts	28/02/17	(%)	28/02/16	(%)	28/02/15	(%)	28/02/14	(%)	28/02/13
	Net Worth	£6,926,368	16.4 %	£5,951,827	16.8 %	£5,097,534	24.2 %	£4,104,852	- 20.3 %	£5,150,397
	Working Capital	£6,931,071	16.3 %	£5,961,506	16.8 %	£5,104,235	23.7 %	£4,126,844	- 20.1 %	£5,162,938



DISCLAIMER : This Report is **PRIVATE & CONFIDENTIAL** and it is prepared at the request of and for its use by the Subscriber only. The Subscriber shall use the contents of the Report merely as an aid to its business. Mira Inform Private Limited ("MIPL") has collated information/data in the Report, which have not been verified unless otherwise specifically mentioned in the Report. The Subscriber shall independently verify the accuracy and correctness of the information/data before in any way acting upon the same. MIPL shall not be liable for any harm, injury, loss or damage caused to the Subscriber due to default by the Subscriber's debtors/beneficiaries in fulfilling their obligations of any nature whatsoever. This Report or any of its portion shall not be used as a documentary evidence or otherwise before any investigative agencies or forum of law. This Report is confidential and proprietary to MIPL. The Subscriber and/or any other person(s) may not reproduce, publish or disclose any of the contents of the Report to others without the express authorization of MIPL. This Report is prepared and issued to the Subscriber without any risk, responsibility or liability on the part of MIPL or its officials.

									%	
	Total Assets	£9,199,352	13.8%	£8,081,281	8.4%	£7,456,425	6.8%	£6,980,520	-3.1%	£7,207,545
	Total Liabilities	£2,272,984	6.7%	£2,129,454	-9.7%	£2,358,891	-18%	£2,875,668	39.8%	£2,057,148
	Net Assets	£6,926,368	16.4%	£5,951,827	16.8%	£5,097,534	24.2%	£4,104,852	-20.3%	£5,150,397




Cash Flow

	Date Of Accounts	28/02/17	(%)	28/02/16	(%)	28/02/15	(%)	28/02/14	(%)	28/02/13
	Net Cashflow from Operations	-	-	-	-	-	-	-	-	-
	Net Cashflow before Financing	-	-	-	-	-	-	-	-	-
	Net Cashflow from Financing	-	-	-	-	-	-	-	-	-
	Increase in Cash	-	-	-	-	-	-	-	-	-



Miscellaneous

	Date Of Accounts	28/02/17	(%)	28/02/16	(%)	28/02/15	(%)	28/02/14	(%)	28/02/13
	Contingent Liability	YES	-	YES	-	YES	-	YES	-	YES
	Capital Employed	£7,014,271	16.6%	£6,016,827	16.5%	£5,162,534	23.8%	£4,169,852	-20%	£5,215,397
	Number of Employees	57	3.6%	55	-1.8%	56	1.8%	55	-11.3%	62
	Accountants									
	Auditors	DELOITTE LLP								
	Auditor Comments	The audit report contains no adverse comments								
	Bankers	BANK OF SCOTLAND								
	Bank Branch Code	80-54-01								

Ratios

	Date Of Accounts	28/02/17	28/02/16	28/02/15	28/02/14	28/02/13
	Pre-tax profit margin %	19.85	20.51	23.62	22.61	21.96
	Current ratio	4.17	3.89	3.23	2.47	3.59
	Sales/Net Working Capital	1.20	1.36	1.52	2.20	1.45

DISCLAIMER : This Report is **PRIVATE & CONFIDENTIAL** and it is prepared at the request of and for its use by the Subscriber only. The Subscriber shall use the contents of the Report merely as an aid to its business. Mira Inform Private Limited ("MIPL") has collated information/data in the Report, which have not been verified unless otherwise specifically mentioned in the Report. The Subscriber shall independently verify the accuracy and correctness of the information/data before in any way acting upon the same. MIPL shall not be liable for any harm, injury, loss or damage caused to the Subscriber due to default by the Subscriber's debtors/beneficiaries in fulfilling their obligations of any nature whatsoever. This Report or any of its portion shall not be used as a documentary evidence or otherwise before any investigative agencies or forum of law. This Report is confidential and proprietary to MIPL. The Subscriber and/or any other person(s) may not reproduce, publish or disclose any of the contents of the Report to others without the express authorization of MIPL. This Report is prepared and issued to the Subscriber without any risk, responsibility or liability on the part of MIPL or its officials.

	Gearing %	1.30	1.10	1.30	1.60	1.30
	Equity in %	75.30	73.60	68.40	58.80	71.50
	Creditor Days	38.58	31.71	27.30	41.84	45.74
	Debtor Days	89.01	104.02	94.07	74.36	51.27
	Liquidity/Acid Test	3.57	3.36	2.67	2.07	2.80
	Return On Capital Employed %	23.55	27.65	35.58	49.19	31.50
	Return On Total Assets Employed %	17.95	20.59	24.64	29.38	22.80
	Current Debt Ratio	0.31	0.34	0.45	0.68	0.38
	Total Debt Ratio	0.32	0.35	0.46	0.70	0.39
	Stock Turnover Ratio %	15.79	13.21	16.27	12.29	20.82
	Return on Net Assets Employed %	23.85	27.95	36.04	49.97	31.90

Report Notes

There are no notes to display.

Status History

No Status History found

EVENT HISTORY

Date	Description
14/08/2018	Confirmation Statement
02/12/2017	New Accounts Filed
02/12/2017	New Accounts Filed
29/11/2017	Payment Data Update Received
22/07/2017	Confirmation Statement
30/05/2017	Payment Data Update Received
09/05/2017	Payment Data Update Received
18/04/2017	New Board Member Mr R.A. Ludwig appointed
07/04/2017	Mr C.W. Mueller has left the board
07/04/2017	New Board Member Mr R.A. Ludwig appointed
28/02/2017	Payment Data Update Received
21/01/2017	Payment Data Update Received
20/10/2016	New Accounts Filed
20/10/2016	New Accounts Filed
23/07/2016	Annual Returns

DISCLAIMER : This Report is **PRIVATE & CONFIDENTIAL** and it is prepared at the request of and for its use by the Subscriber only. The Subscriber shall use the contents of the Report merely as an aid to its business. Mira Inform Private Limited ("MIPL") has collated information/data in the Report, which have not been verified unless otherwise specifically mentioned in the Report. The Subscriber shall independently verify the accuracy and correctness of the information/data before in any way acting upon the same. MIPL shall not be liable for any harm, injury, loss or damage caused to the Subscriber due to default by the Subscriber's debtors/beneficiaries in fulfilling their obligations of any nature whatsoever. This Report or any of its portion shall not be used as a documentary evidence or otherwise before any investigative agencies or forum of law. This Report is confidential and proprietary to MIPL. The Subscriber and/or any other person(s) may not reproduce, publish or disclose any of the contents of the Report to others without the express authorization of MIPL. This Report is prepared and issued to the Subscriber without any risk, responsibility or liability on the part of MIPL or its officials.

PREVIOUS COMPANY NAMES

Date	Previous Name
10/06/1997	CLYDE FOREST LIMITED
28/04/1995	CLYDE SOOTBLOWERS LIMITED
26/11/1993	CLYDE BLOWERS PROPERTIES LIMITED
14/05/1993	MACROCOM (203) LIMITED

Writ Details

No writs found

STATISTICS

Group	10 companies
Linkages	16 companies
Countries	In 5 countries

SUMMARY

Holding Company	CLYDE BERGEMANN INVESTMENTS LIMITED
Ownership Status	Wholly Owned
Ultimate Holding Company	CLYDE BERGEMANN POWER GROUP INC

GROUP STRUCTURE

Company Name	Registered Number	Latest Key Financials	Consol. Accounts	Turnover
CLYDE BERGEMANN POWER GR...	N/A	-	-	
CLYDE BERGEMANN POWER...	N/A	-	-	
CLYDE BERGEMANN POWER...	SC188877	28.02.2017	N	

DISCLAIMER : This Report is **PRIVATE & CONFIDENTIAL** and it is prepared at the request of and for its use by the Subscriber only. The Subscriber shall use the contents of the Report merely as an aid to its business. Mira Inform Private Limited ("MIPL") has collated information/data in the Report, which have not been verified unless otherwise specifically mentioned in the Report. The Subscriber shall independently verify the accuracy and correctness of the information/data before in any way acting upon the same. MIPL shall not be liable for any harm, injury, loss or damage caused to the Subscriber due to default by the Subscriber's debtors/beneficiaries in fulfilling their obligations of any nature whatsoever. This Report or any of its portion shall not be used as a documentary evidence or otherwise before any investigative agencies or forum of law. This Report is confidential and proprietary to MIPL. The Subscriber and/or any other person(s) may not reproduce, publish or disclose any of the contents of the Report to others without the express authorization of MIPL. This Report is prepared and issued to the Subscriber without any risk, responsibility or liability on the part of MIPL or its officials.

CLYDE BERGEMANN PENS...	SC222231	28.02.2017	N	
CLYDE BERGEMANN INVE...	SC017951	28.02.2017	N	
CLYDE BERGEMANN IN...	SC167280	28.02.2017	N	
CLYDE BERGEMANN C...	SC182048	28.02.2017	N	
CLYDE BERGEMANN LI...	SC139238	28.02.2017	N	£8,325,040
CLYDE BERGEMANN MA...	02919367	28.02.2017	N	£18,735,000
ENVIRONMENTAL ELEMENTS...		-	-	\$45,200,000

OTHER LINKED COMPANIES

Name	Number	Latest Key Financials	Turnover
CLYDE BERGEMANN GMBH MASCHINEN- UND APPARATEBAU	HRB 11205	28.02.2017	€331,482,339
CLYDE BERGEMANN-FOREST SA	427590054	28.02.2018	€6,016,200
CLYDE BERGEMANN TERMOTEC GMBH	HRB 25349	28.02.2017	
CLYDE BERGEMANN EP TECH S.R.L.	SA327666	28.02.2017	€3,418,922
CLYDE BERGEMANN BRINKMANN GMBH	HRB 22445	28.02.2017	
CLYDE BERGEMANN SERVICE GMBH	HRB 11315	28.02.2017	
CLYDE BERGEMANN SERVICE GMBH	HRB 7991	28.02.2011	
CLYDE BERGEMANN DRYCON GMBH	HRB 16482	28.02.2017	
CLYDE BERGEMANN SCANDINAVIA OY	17235746	28.02.2018	€4,580,000
ENDAT OY	06364905	31.05.2017	€17,300
CLYDE MATERIALS		-	\$3,750,000

DISCLAIMER : This Report is **PRIVATE & CONFIDENTIAL** and it is prepared at the request of and for its use by the Subscriber only. The Subscriber shall use the contents of the Report merely as an aid to its business. Mira Inform Private Limited ("MIPL") has collated information/data in the Report, which have not been verified unless otherwise specifically mentioned in the Report. The Subscriber shall independently verify the accuracy and correctness of the information/data before in any way acting upon the same. MIPL shall not be liable for any harm, injury, loss or damage caused to the Subscriber due to default by the Subscriber's debtors/beneficiaries in fulfilling their obligations of any nature whatsoever. This Report or any of its portion shall not be used as a documentary evidence or otherwise before any investigative agencies or forum of law. This Report is confidential and proprietary to MIPL. The Subscriber and/or any other person(s) may not reproduce, publish or disclose any of the contents of the Report to others without the express authorization of MIPL. This Report is prepared and issued to the Subscriber without any risk, responsibility or liability on the part of MIPL or its officials.

HANDLING, INC			
ANTHONY ROSS CO		-	\$27,966,000
CLYDE BERGEMANN US INC		-	
CLYDE BERGEMANN INC.		-	
CLYDE BERGEMANN INC		-	\$30,000,000
CLYDE BERGEMANN BACHMANN INC.		-	\$10,000,000

MORTGAGE DETAILS

Mortgage Type:			
Date Charge Created:	20/12/16		
Date Charge Registered:	05/01/17		
Date Charge Satisfied:	-		
Status:	OUTSTANDING		
Person(s) Entitled:	COMMERZBANK FINANCE & COVERED BOND S.A. (AS SECURITY AGENT);		
Amount Secured:			
Details:	ALL REGISTERED TRADE MARKS (AND ANY APPLICATIONS, AS APPLICABLE) OF WHICH THE ASSIGNOR (AS DEFINED IN THE ASSIGNATION) IS THE PROPRIETOR (WHETHER ALONE OR JOINTLY WITH OTHERS) IN RELATION TO THE ASSIGNOR'S ASSETS, BUSINESS OR ACTIVITIES (FROM TIME TO TIME), WHICH SHALL INCLUDE ALL REGISTERED TRADE MARKS SPECIFICALLY SET OUT IN PART 1 OF THE SCHEDULE TO THE ASSIGNATION.CONTAINS FIXED CHARGE.		
Mortgage Type:			
Date Charge Created:	20/12/16		
Date Charge Registered:	05/01/17		
Date Charge Satisfied:	-		
Status:	OUTSTANDING		
Person(s) Entitled:	COMMERZBANK FINANCE & COVERED BOND S.A. (AS SECURITY AGENT);		
Amount Secured:			
Details:	CONTAINS FLOATING CHARGE.FLOATING CHARGE COVERS ALL THE PROPERTY OR UNDERTAKINGOF THE COMPANY.CONTAINS NEGATIVE PLEDGE.		

Mortgage Type:			
Date Charge Created:	19/12/16		
Date Charge Registered:	29/12/16		
Date Charge Satisfied:	-		
Status:	OUTSTANDING		
Person(s) Entitled:	COMMERZBANK FINANCE & COVERED BOND S.A. (AS SECURITY AGENT);		

DISCLAIMER : This Report is **PRIVATE & CONFIDENTIAL** and it is prepared at the request of and for its use by the Subscriber only. The Subscriber shall use the contents of the Report merely as an aid to its business. Mira Inform Private Limited ("MIPL") has collated information/data in the Report, which have not been verified unless otherwise specifically mentioned in the Report. The Subscriber shall independently verify the accuracy and correctness of the information/data before in any way acting upon the same. MIPL shall not be liable for any harm, injury, loss or damage caused to the Subscriber due to default by the Subscriber's debtors/beneficiaries in fulfilling their obligations of any nature whatsoever. This Report or any of its portion shall not be used as a documentary evidence or otherwise before any investigative agencies or forum of law. This Report is confidential and proprietary to MIPL. The Subscriber and/or any other person(s) may not reproduce, publish or disclose any of the contents of the Report to others without the express authorization of MIPL. This Report is prepared and issued to the Subscriber without any risk, responsibility or liability on the part of MIPL or its officials.

Amount Secured:			
Details:	CONTAINS FIXED CHARGE.CONTAINS NEGATIVEPLEDGE.		
Mortgage Type:	FLOATING CHARGE		
Date Charge Created:	27/06/12		
Date Charge Registered:	11/07/12		
Date Charge Satisfied:	05/01/17		
Status:	SATISFIED		
Person(s) Entitled:	BANK OF SCOTLAND PLC;		
Amount Secured:			
Details:	UNDERTAKING & ALL PROPERTY & ASSETS PRESENT & FUTURE, INCLUDING UNCALLED CAPITAL		

Mortgage Type:	FLOATING CHARGE		
Date Charge Created:	16/03/01		
Date Charge Registered:	26/03/01		
Date Charge Satisfied:	29/06/12		
Status:	SATISFIED		
Person(s) Entitled:	THE GOVERNOR AND COMPANY OF THE BANK OF SCOTLAND		
Amount Secured:			
Details:	UNDERTAKING AND ALL PROPERTY AND ASSETS PRESENT AND FUTURE OF THE COMPANY INCLUDING UNCALLED CAPITAL		
Mortgage Type:	FLOATING CHARGE		
Date Charge Created:	21/04/99		
Date Charge Registered:	04/05/99		
Date Charge Satisfied:	20/03/01		
Status:	SATISFIED		
Person(s) Entitled:	THE GOVERNOR AND COMPANY OF THE BANK OF SCOTLAND		
Amount Secured:	ALL SUMS DUE OR TO BECOME DUE		
Details:	UNDERTAKING AND ALL PROPERTY AND ASSETS PRESENT AND FUTURE OF THE COMPANY INCLUDING UNCALLED CAPITAL		

Mortgage Type:	BOND & FLOATING CHARGE		
Date Charge Created:	18/10/96		
Date Charge Registered:	01/11/96		
Date Charge Satisfied:	19/04/99		
Status:	SATISFIED		
Person(s) Entitled:	THE ROYAL BANK OF SCOTLAND PLC AS AGENT & TRUSTEE FOR ITSELF AND OTHERS		
Amount Secured:	ALL SUMS DUE OR TO BECOME DUE		
Details:	UNDERTAKING AND ALL PROPERTY AND ASSETS PRESENT AND FUTURE OF THE COMPANY INCLUDING UNCALLED CAPITAL		

PREVIOUS DIRECTOR/COMPANY SECRETARIES

Name	Current Active	Previous	Dissolved
-------------	-----------------------	-----------------	------------------

DISCLAIMER : This Report is **PRIVATE & CONFIDENTIAL** and it is prepared at the request of and for its use by the Subscriber only. The Subscriber shall use the contents of the Report merely as an aid to its business. Mira Inform Private Limited ("MIPL") has collated information/data in the Report, which have not been verified unless otherwise specifically mentioned in the Report. The Subscriber shall independently verify the accuracy and correctness of the information/data before in any way acting upon the same. MIPL shall not be liable for any harm, injury, loss or damage caused to the Subscriber due to default by the Subscriber's debtors/beneficiaries in fulfilling their obligations of any nature whatsoever. This Report or any of its portion shall not be used as a documentary evidence or otherwise before any investigative agencies or forum of law. This Report is confidential and proprietary to MIPL. The Subscriber and/or any other person(s) may not reproduce, publish or disclose any of the contents of the Report to others without the express authorization of MIPL. This Report is prepared and issued to the Subscriber without any risk, responsibility or liability on the part of MIPL or its officials.

	Appointments	Appointments	Companies
William Frame	0	7	7
William Frame	0	7	7
William Osborne Gray	0	3	2
Allan Robert Naismith	0	5	2
Anne Devine	0	7	3
Alexander Stewart	3	28	13
Alexander Stewart	3	28	13
James Graham Lees	3	36	15
James Graham Lees	3	36	15
Charles Wilson McLean	0	1	0
Jeffrey Hudson	0	9	2
Robert Jamieson Thorburn	0	5	6
Keith Gordon Murray	5	2	0
Keith Gordon Murray	5	2	0
James Allan McColl	13	42	33
David Flint	2	117	656
David Flint	2	117	656
Ian Dickson	1	69	338
James Bennett Fairbairn	0	4	2
William John Thomson	3	17	6
Patrick Von Hagen	0	6	0
Christian Wilhelm Mueller	0	1	0

Total Persons With Significant Control	1	Total Statements	0
Active	1	Active	0
Ceased	0	Ceased	0

ACTIVE PERSONS WITH SIGNIFICANT CONTROL

Name	Clyde Bergemann Investments Limited	Kind	Corporate Entity With Significant Control
Address	47 Broad Street, Glasgow	Notified On	06/04/2016
Post Code	G40 2QR	Legal Form	Limited Company
Authority	Scots Law	Place Registered	Edinburgh
Country Registered	Scotland	Registration Number	017951
Nature Of Control	Ownership Of Shares 75 To 100 Percent, Voting Rights 75 To 100 Percent, Right To Appoint And Remove Directors, Significant Influence Or Control		

DISCLAIMER : This Report is **PRIVATE & CONFIDENTIAL** and it is prepared at the request of and for its use by the Subscriber only. The Subscriber shall use the contents of the Report merely as an aid to its business. Mira Inform Private Limited ("MIPL") has collated information/data in the Report, which have not been verified unless otherwise specifically mentioned in the Report. The Subscriber shall independently verify the accuracy and correctness of the information/data before in any way acting upon the same. MIPL shall not be liable for any harm, injury, loss or damage caused to the Subscriber due to default by the Subscriber's debtors/beneficiaries in fulfilling their obligations of any nature whatsoever. This Report or any of its portion shall not be used as a documentary evidence or otherwise before any investigative agencies or forum of law. This Report is confidential and proprietary to MIPL. The Subscriber and/or any other person(s) may not reproduce, publish or disclose any of the contents of the Report to others without the express authorization of MIPL. This Report is prepared and issued to the Subscriber without any risk, responsibility or liability on the part of MIPL or its officials.

Ceased Persons With Significant Control

No Ceased Persons With Significant Control To Display

Active Statements

No Active Statements To Display

Ceased Statements

No Ceased Statements To Display

FOREIGN EXCHANGE RATES

Currency	Unit	Indian Rupees
US Dollar	1	INR 71.80
UK Pound	1	INR 91.92
Euro	1	INR 81.46
GBP	1	INR 92.17

Note : Above are approximate rates obtained from sources believed to be correct

INFORMATION DETAILS

Analysis Done by :	PRI
Report Prepared by :	SYL

DISCLAIMER : This Report is **PRIVATE & CONFIDENTIAL** and it is prepared at the request of and for its use by the Subscriber only. The Subscriber shall use the contents of the Report merely as an aid to its business. Mira Inform Private Limited ("MIPL") has collated information/data in the Report, which have not been verified unless otherwise specifically mentioned in the Report. The Subscriber shall independently verify the accuracy and correctness of the information/data before in any way acting upon the same. MIPL shall not be liable for any harm, injury, loss or damage caused to the Subscriber due to default by the Subscriber's debtors/beneficiaries in fulfilling their obligations of any nature whatsoever. This Report or any of its portion shall not be used as a documentary evidence or otherwise before any investigative agencies or forum of law. This Report is confidential and proprietary to MIPL. The Subscriber and/or any other person(s) may not reproduce, publish or disclose any of the contents of the Report to others without the express authorization of MIPL. This Report is prepared and issued to the Subscriber without any risk, responsibility or liability on the part of MIPL or its officials.

RATING EXPLANATIONS

Credit Rating	Explanation	Rating Comments
A++	Minimum Risk	Business dealings permissible with minimum risk of default
A+	Low Risk	Business dealings permissible with low risk of default
A	Acceptable Risk	Business dealings permissible with moderate risk of default
B	Medium Risk	Business dealings permissible on a regular monitoring basis
C	Medium High Risk	Business dealings permissible preferably on secured basis
D	High Risk	Business dealing not recommended or on secured terms only
NB	New Business	No recommendation can be done due to business in infancy stage
NT	No Trace	No recommendation can be done as the business is not traceable

NB is stated where there is insufficient information to facilitate rating. However, it is not to be considered as unfavourable.

This score serves as a reference to assess SC's credit risk and to set the amount of credit to be extended. It is calculated from a composite of weighted scores obtained from each of the major sections of this report. The assessed factors are as follows:

- Financial condition covering various ratios
- Company background and operations size
- Promoters / Management background
- Payment record
- Litigation against the subject
- Industry scenario / competitor analysis
- Supplier / Customer / Banker review (wherever available)