

## MIRA INFORM REPORT

Report No. :	539074
Report Date :	15.11.2018

### IDENTIFICATION DETAILS

Name :	DOTCAD PRIVATE LIMITED
Registered Office :	637 Building, 103 1st Floor, Panchavati Second Lane, Gulbai Tekra, Ahmedabad – 380006, Gujarat
Tel. No.:	91-79-26563200
Country :	India
Financials (as on) :	31.03.2018
Date of Incorporation :	03.12.1987
Capital Investment / Paid-up Capital :	INR 0.300 Million
CIN No.: [Company Identification No.]	U30000GJ1987PTC010181
PAN No.: [Permanent Account No.]	AAACD5477B
GSTN : [Goods & Service Tax Registration No.]	24AAACD5477B1Z0
Legal Form :	Private Limited Liability Company
Line of Business :	Trading in Computer and Computer Peripheral and also Provide Computer Related Services. [Registered Activity]
No. of Employees :	Information denied by the management

### RATING & COMMENTS

(Mira Inform has adopted New Rating mechanism w.e.f. 23<sup>rd</sup> January 2017)

**MIRA's Rating :**

A

Credit Rating	Explanation	Rating Comments
---------------	-------------	-----------------

**DISCLAIMER :** This Report is **PRIVATE & CONFIDENTIAL** and it is prepared at the request of and for its use by the Subscriber only. The Subscriber shall use the contents of the Report merely as an aid to its business. Mira Inform Private Limited ("MIPL") has collated information/data in the Report, which have not been verified unless otherwise specifically mentioned in the Report. The Subscriber shall independently verify the accuracy and correctness of the information/data before in any way acting upon the same. MIPL shall not be liable for any harm, injury, loss or damage caused to the Subscriber due to default by the Subscriber's debtors/beneficiaries in fulfilling their obligations of any nature whatsoever. This Report or any of its portion shall not be used as a documentary evidence or otherwise before any investigative agencies or forum of law. This Report is confidential and proprietary to MIPL. The Subscriber and/or any other person(s) may not reproduce, publish or disclose any of the contents of the Report to others without the express authorization of MIPL. This Report is prepared and issued to the Subscriber without any risk, responsibility or liability on the part of MIPL or its officials.

A	Acceptable Risk	Business dealings permissible with moderate risk of default
---	-----------------	---

<b>Status :</b>	Satisfactory
<b>Payment Behaviour :</b>	Slow but correct
<b>Litigation :</b>	Clear
<b>Comments :</b>	<p>Subject was incorporated in the year 1987.</p> <p>As per the financials of FY 2018, the company has reported dip in its revenue as compared to the previous year but has managed to maintain an average profit margin of 6.50%.</p> <p>The satisfactory profile of the company is marked by sufficient net worth base along with negligible debt balance sheet profile.</p> <p>Rating takes into account the subject's long established track record of business operations along with extensive experience of its promoters.</p> <p>Payment seems to be slow but correct.</p> <p>In view of aforesaid, the company can be considered for business dealings at usual trade terms and conditions.</p>

**NOTES:**

Any query related to this report can be made on e-mail: [infodept@mirainform.com](mailto:infodept@mirainform.com) while quoting report number, name and date.

**EXTERNAL AGENCY RATING**

NOT AVAILABLE

**RBI DEFAULTERS' LIST STATUS**

Subject's name is not enlisted as a defaulter in the publicly available RBI Defaulters' list.

**EPF (Employee Provident Fund) DEFAULTERS' LIST STATUS**

Subject's name is not enlisted as a defaulter in the publicly available EPF (Employee Provident Fund) Defaulters' list as of 31-03-2018.

**BIFR (Board for Industrial & Financial Reconstruction) LISTING STATUS**

Subject's name is not listed as a Sick Unit in the publicly available BIFR (Board for Industrial & Financial Reconstruction) list as of 15.11.2018

**IBBI (Insolvency and Bankruptcy Board of India) LISTING STATUS**

Subject's name is not listed in the publicly available IBBI (Insolvency and Bankruptcy Board of India) list as of report date.

**INFORMATION DENIED BY**

<b>Name :</b>	Mr. Manish
<b>Designation :</b>	Service Engineer
<b>Contact No.:</b>	91-79-26563200
<b>Date :</b>	15.11.2018

**LOCATIONS**

<b>Registered Office :</b>	637 Building, 103 1st Floor, Panchavati Second Lane, Gulbai Tekra, Ahmedabad – 380006, Gujarat, India
<b>Tel. No.:</b>	91-79-26563200
<b>Fax No.:</b>	Not Available
<b>E-Mail :</b>	<a href="mailto:shaishav.singh@dotcad.in">shaishav.singh@dotcad.in</a>
<b>Corporate Office :</b>	41, 4th Floor, White House, Panchwati ELB, Ahmedabad – 380006, Gujarat, India

**DISCLAIMER :** This Report is **PRIVATE & CONFIDENTIAL** and it is prepared at the request of and for its use by the Subscriber only. The Subscriber shall use the contents of the Report merely as an aid to its business. Mira Inform Private Limited ("MIPL") has collated information/data in the Report, which have not been verified unless otherwise specifically mentioned in the Report. The Subscriber shall independently verify the accuracy and correctness of the information/data before in any way acting upon the same. MIPL shall not be liable for any harm, injury, loss or damage caused to the Subscriber due to default by the Subscriber's debtors/beneficiaries in fulfilling their obligations of any nature whatsoever. This Report or any of its portion shall not be used as a documentary evidence or otherwise before any investigative agencies or forum of law. This Report is confidential and proprietary to MIPL. The Subscriber and/or any other person(s) may not reproduce, publish or disclose any of the contents of the Report to others without the express authorization of MIPL. This Report is prepared and issued to the Subscriber without any risk, responsibility or liability on the part of MIPL or its officials.

**DIRECTORS**

AS ON 31.03.2018

<b>Name :</b>	Mr. Shaishav Manmohan Singh
<b>Designation :</b>	Director
<b>Address :</b>	302, 2nd Avenue Panchvati Second Lane, Ambawadi, Manekbag, Ahmedabad - 380015, Gujarat, India
<b>Date of Appointment :</b>	03.12.1987
<b>DIN No.:</b>	01112766
<b>Name :</b>	Mr. Harjyoti Shaishav Singh
<b>Designation :</b>	Director
<b>Address :</b>	302, 2nd Avenue, Panchvati Second Lane, Ambawadi, Manekbag Ahmedabad - 380015, Gujarat, India
<b>Date of Appointment :</b>	04.05.2015
<b>DIN No.:</b>	06483427

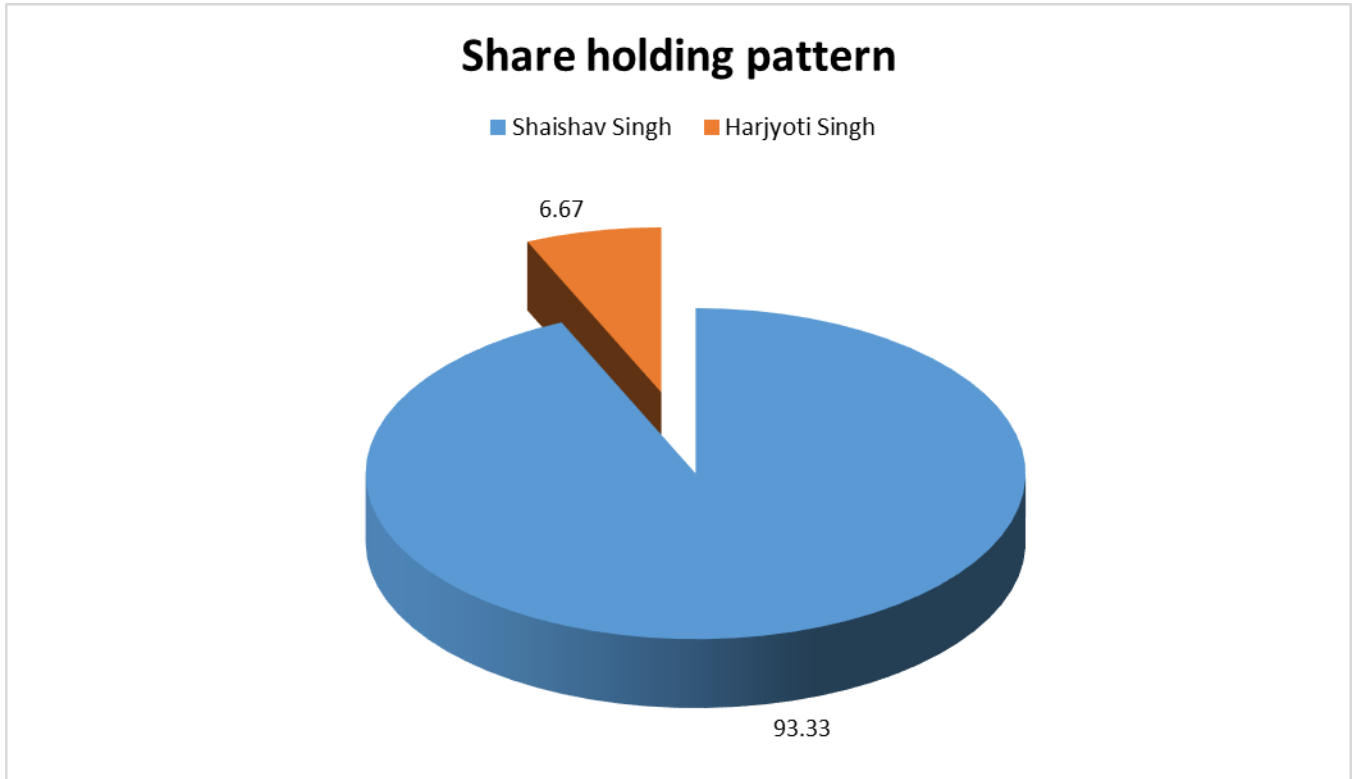
**KEY EXECUTIVES**

<b>Name :</b>	Mr. Manish
<b>Designation :</b>	Service Engineer

**MAJOR SHAREHOLDERS**

AS ON 31.03.2018

Names of Shareholders	No. of Shares	%age
Shaishav Singh	2800	93.33
Harjyoti Singh	200	6.67
<b>Total</b>	<b>3000</b>	<b>100.00</b>



**Equity Share Break up (Percentage of Total Equity)**

**AS ON 29.09.2018**

Category	Percentage
Promoters [Individual/Hindu Undivided Family (Indian)]	100.00
<b>Total</b>	<b>100.00</b>

**BUSINESS DETAILS**

<b>Line of Business :</b>	Trading in Computer and Computer Peripheral and also Provide Computer Related Services. [Registered Activity]	
<b>Products / Services :</b>	<b>Name and Description of main products / services</b>	<b>ITC Code</b>
	Trading in Computer and Computer peripherals	99611841
	Services for Computer related activities	99831319
<b>Brand Names :</b>	Not Available	

**DISCLAIMER :** This Report is **PRIVATE & CONFIDENTIAL** and it is prepared at the request of and for its use by the Subscriber only. The Subscriber shall use the contents of the Report merely as an aid to its business. Mira Inform Private Limited ("MIPL") has collated information/data in the Report, which have not been verified unless otherwise specifically mentioned in the Report. The Subscriber shall independently verify the accuracy and correctness of the information/data before in any way acting upon the same. MIPL shall not be liable for any harm, injury, loss or damage caused to the Subscriber due to default by the Subscriber's debtors/beneficiaries in fulfilling their obligations of any nature whatsoever. This Report or any of its portion shall not be used as a documentary evidence or otherwise before any investigative agencies or forum of law. This Report is confidential and proprietary to MIPL. The Subscriber and/or any other person(s) may not reproduce, publish or disclose any of the contents of the Report to others without the express authorization of MIPL. This Report is prepared and issued to the Subscriber without any risk, responsibility or liability on the part of MIPL or its officials.

<b>Agencies Held :</b>	Not Available
<b>Exports :</b>	Not Divulged
<b>Imports :</b>	Not Divulged
<b>Terms :</b>	Not Divulged

**PRODUCTION STATUS – (NOT AVAILABLE)**

**GENERAL INFORMATION**

<b>Suppliers :</b>	<b>Reference :</b>	Not Divulged
	<b>Name of the Person :</b>	--
	<b>Contact No.:</b>	--
	<b>Since How Long Known :</b>	--
	<b>Maximum Limit Dealt :</b>	--
	<b>Experience :</b>	--
	<b>Remark :</b>	--
<b>Customers :</b>	<b>Reference :</b>	Not Divulged
	<b>Name of the Person :</b>	--
	<b>Contact No.:</b>	--
	<b>Since How Long Known :</b>	--
	<b>Maximum Limit Dealt :</b>	--
	<b>Experience :</b>	--
	<b>Remark :</b>	--
<b>No. of Employees :</b>	Information denied by the management	
<b>Bankers :</b>	<b>Banker Name :</b>	Indian Overseas Bank
	<b>Branch :</b>	Sharad Shopping Centre, Opposite Handloom House, Ashram Road, Ahmedabad – 380009, Gujarat, India
	<b>Person Name (With Designation) :</b>	--
	<b>Contact Number :</b>	--
	<b>Name of Account Holder :</b>	--
	<b>Account Number :</b>	--
	<b>Account Since (Date/Year of Account Opening) :</b>	--
	<b>Average Balance Maintained :</b>	--
	<b>Credit Facilities Enjoyed (CC/OD/Term Loan) :</b>	--

**DISCLAIMER :** This Report is **PRIVATE & CONFIDENTIAL** and it is prepared at the request of and for its use by the Subscriber only. The Subscriber shall use the contents of the Report merely as an aid to its business. Mira Inform Private Limited ("MIPL") has collated information/data in the Report, which have not been verified unless otherwise specifically mentioned in the Report. The Subscriber shall independently verify the accuracy and correctness of the information/data before in any way acting upon the same. MIPL shall not be liable for any harm, injury, loss or damage caused to the Subscriber due to default by the Subscriber's debtors/beneficiaries in fulfilling their obligations of any nature whatsoever. This Report or any of its portion shall not be used as a documentary evidence or otherwise before any investigative agencies or forum of law. This Report is confidential and proprietary to MIPL. The Subscriber and/or any other person(s) may not reproduce, publish or disclose any of the contents of the Report to others without the express authorization of MIPL. This Report is prepared and issued to the Subscriber without any risk, responsibility or liability on the part of MIPL or its officials.

	<b>Account Operation :</b>	--	
	<b>Remark :</b>	--	
<b>Facilities :</b>	<b>SECURED LOANS</b>	<b>31.03.2018</b>	<b>31.03.2017</b>
		<b>INR In Million</b>	<b>INR In Million</b>
	<b>LONG TERM BORROWINGS</b>		
	From Bank		
	India Oversees Bank – car loan	0.000	0.585
	<b>SHORT TERM BORROWINGS</b>		
	From Bank		
	India Oversees Bank – car loan (audi)	0.698	0.971
	India Oversees Bank – car loan (Vento)	0.000	0.158
	India Oversees Bank –OD Account	23.565	0.000
	India Oversees Bank (Dis – 2555)	0.000	1.182
	FD of company and director	3.529	0.000
	<b>Total</b>	<b>27.792</b>	<b>2.896</b>

<b>Auditors :</b>	
<b>Name :</b>	Mukesh R Chokshi and Company Chartered Accountants
<b>Address :</b>	01/A, Harekrishna Complex, Opposite Kothawala Flats Near Pritam Nagar, Paldi, Ashram Road, Ahmedabad – 380006, Gujarat, India
<b>PAN No.:</b>	AAPPC8784Q
<b>Memberships No :</b>	36270
<b>Memberships :</b>	Not Available
<b>Collaborators :</b>	Not Available
<b>Company in Which Relatives of Director are Directors :</b>	<ul style="list-style-type: none"> <li>• Veens Food Innovations Private Limited</li> <li>• Alltime IT Solutions Private Limited</li> </ul>

**CAPITAL STRUCTURE**

**AS ON 29.09.2018**

**Authorised Capital :**

No. of Shares	Type	Value	Amount
5000	Equity Shares	INR 100/- each	INR 0.500 Million

**Issued, Subscribed & Paid-up Capital :**

No. of Shares	Type	Value	Amount
3000	Equity Shares	INR 100/- each	INR 0.300 Million

**FINANCIAL DATA**  
*[all figures are in INR Million]*

**ABRIDGED BALANCE SHEET**

SOURCES OF FUNDS	31.03.2018	31.03.2017	31.03.2016
<b>I. EQUITY AND LIABILITIES</b>			
(1) Shareholders' Funds			
(a) Share Capital	0.300	0.300	0.300
(b) Reserves & Surplus	124.753	89.012	60.077
(c) Money received against share warrants	0.000	0.000	0.000
(2) Share Application money pending allotment	0.000	0.000	0.000
<b>Total Shareholders' Funds (1) + (2)</b>	<b>125.053</b>	<b>89.312</b>	<b>60.377</b>
(3) Non-Current Liabilities			
(a) long-term borrowings	0.000	0.585	1.484
(b) Deferred tax liabilities (Net)	0.346	0.346	0.346
(c) Other long term liabilities	0.000	0.000	0.000
(d) long-term provisions	0.000	0.000	0.000
<b>Total Non-current Liabilities (3)</b>	<b>0.346</b>	<b>0.931</b>	<b>1.830</b>
(4) Current Liabilities			
(a) Short term borrowings	27.792	2.311	6.363
(b) Trade payables	83.796	90.701	118.461
(c) Other current liabilities	0.000	0.000	0.000
(d) Short-term provisions	14.500	13.575	7.000
<b>Total Current Liabilities (4)</b>	<b>126.088</b>	<b>106.587</b>	<b>131.824</b>
<b>TOTAL</b>	<b>251.487</b>	<b>196.830</b>	<b>194.031</b>
<b>II. ASSETS</b>			
(1) Non-current assets			
(a) Fixed Assets			
(i) Tangible assets	9.431	5.268	6.659
(ii) Intangible Assets	0.000	0.000	0.000
(iii) Capital work-in-progress	0.000	0.000	0.000
(iv) Intangible assets under development	0.000	0.000	0.000
(b) Non-current Investments	38.621	37.744	68.775
(c) Deferred tax assets (net)	0.000	0.000	0.000
(d) Long-term Loan and Advances	0.000	0.000	0.000

**DISCLAIMER** : This Report is **PRIVATE & CONFIDENTIAL** and it is prepared at the request of and for its use by the Subscriber only. The Subscriber shall use the contents of the Report merely as an aid to its business. Mira Inform Private Limited ("MIPL") has collated information/data in the Report, which have not been verified unless otherwise specifically mentioned in the Report. The Subscriber shall independently verify the accuracy and correctness of the information/data before in any way acting upon the same. MIPL shall not be liable for any harm, injury, loss or damage caused to the Subscriber due to default by the Subscriber's debtors/beneficiaries in fulfilling their obligations of any nature whatsoever. This Report or any of its portion shall not be used as a documentary evidence or otherwise before any investigative agencies or forum of law. This Report is confidential and proprietary to MIPL. The Subscriber and/or any other person(s) may not reproduce, publish or disclose any of the contents of the Report to others without the express authorization of MIPL. This Report is prepared and issued to the Subscriber without any risk, responsibility or liability on the part of MIPL or its officials.

(e) Other Non-current assets	0.000	0.000	0.000
<b>Total Non-Current Assets</b>	<b>48.052</b>	<b>43.012</b>	<b>75.434</b>
(2) Current assets			
(a) Current investments	0.000	0.000	0.000
(b) Inventories	12.688	6.106	26.448
(c) Trade receivables	113.129	75.582	77.370
(d) Cash and cash equivalents	4.448	1.493	1.004
(e) Short-term loans and advances	20.522	20.943	13.775
(f) Other current assets	52.648	49.694	
<b>Total Current Assets</b>	<b>203.435</b>	<b>153.818</b>	<b>118.597</b>
<b>TOTAL</b>	<b>251.487</b>	<b>196.830</b>	<b>194.031</b>

**PROFIT & LOSS ACCOUNT**

	<b>PARTICULARS</b>	<b>31.03.2018</b>	<b>31.03.2017</b>	<b>31.03.2016</b>
	<b>SALES</b>			
	Income	550.033	580.129	379.489
	Other Income	12.667	31.604	16.212
	<b>TOTAL</b>	<b>562.700</b>	<b>611.733</b>	<b>395.701</b>
<b>Less</b>	<b>EXPENSES</b>			
	Purchases of Stock-in-Trade	459.936	491.199	348.242
	Changes in inventories of finished goods, work-in-progress and Stock-in-Trade	(6.582)	20.342	(20.063)
	Employees benefits expense	29.325	28.603	20.025
	Other expenses	25.909	26.143	24.287
	<b>TOTAL</b>	<b>508.588</b>	<b>566.287</b>	<b>372.491</b>
	<b>PROFIT/ (LOSS) BEFORE INTEREST, TAX, DEPRECIATION AND AMORTISATION</b>	<b>54.112</b>	<b>45.446</b>	<b>23.210</b>
<b>Less</b>	<b>FINANCIAL EXPENSES</b>	<b>1.286</b>	<b>1.295</b>	<b>1.227</b>
	<b>PROFIT / (LOSS) BEFORE TAX, DEPRECIATION AND AMORTISATION</b>	<b>52.826</b>	<b>44.151</b>	<b>21.983</b>
<b>Less/ Add</b>	<b>DEPRECIATION/ AMORTISATION</b>	<b>1.265</b>	<b>1.642</b>	<b>1.258</b>
	<b>PROFIT/ (LOSS) BEFORE TAX</b>	<b>51.561</b>	<b>42.509</b>	<b>20.725</b>

**DISCLAIMER** : This Report is **PRIVATE & CONFIDENTIAL** and it is prepared at the request of and for its use by the Subscriber only. The Subscriber shall use the contents of the Report merely as an aid to its business. Mira Inform Private Limited ("MIPL") has collated information/data in the Report, which have not been verified unless otherwise specifically mentioned in the Report. The Subscriber shall independently verify the accuracy and correctness of the information/data before in any way acting upon the same. MIPL shall not be liable for any harm, injury, loss or damage caused to the Subscriber due to default by the Subscriber's debtors/beneficiaries in fulfilling their obligations of any nature whatsoever. This Report or any of its portion shall not be used as a documentary evidence or otherwise before any investigative agencies or forum of law. This Report is confidential and proprietary to MIPL. The Subscriber and/or any other person(s) may not reproduce, publish or disclose any of the contents of the Report to others without the express authorization of MIPL. This Report is prepared and issued to the Subscriber without any risk, responsibility or liability on the part of MIPL or its officials.

<b>Less</b>	<b>TAX</b>	15.821	13.575	7.076
	<b>PROFIT/ (LOSS) AFTER TAX</b>	<b>35.740</b>	<b>28.934</b>	<b>13.649</b>
	C.I.F Value of Imports	70.094	120.749	20.818
	<b>Earnings / (Loss) Per Share (INR)</b>	<b>11913.00</b>	<b>9645.00</b>	<b>4550.00</b>

**CURRENT MATURITIES OF LONG TERM DEBT DETAILS**

Particulars	31.03.2018	31.03.2017	31.03.2016
Current Maturities of Long term debt	NA	NA	NA
Cash generated from operations	(15.651)	(19.064)	35.329
Net cash flow from (used in) operations	(15.651)	(19.064)	35.422

**KEY RATIOS**

**EFFICIENCY RATIOS**

PARTICULARS	31.03.2018	31.03.2017	31.03.2016
Average Collection Days (Sundry Debtors / Income * 365 Days)	75.07	47.55	74.42
Account Receivables Turnover (Income / Sundry Debtors)	4.86	7.68	4.90
Average Payment Days (Sundry Creditors / Purchases * 365 Days)	66.50	67.40	124.16
Inventory Turnover (Operating Income / Inventories)	4.26	7.44	0.88
Asset Turnover (Operating Income / Net Fixed Assets)	5.74	8.63	3.49

**LEVERAGE RATIOS**

PARTICULARS	31.03.2018	31.03.2017	31.03.2016
Debt Ratio ((Borrowing + Current Liabilities) / Total Assets)	0.50	0.54	0.69
Debt Equity Ratio	0.22	0.03	0.13

**DISCLAIMER** : This Report is **PRIVATE & CONFIDENTIAL** and it is prepared at the request of and for its use by the Subscriber only. The Subscriber shall use the contents of the Report merely as an aid to its business. Mira Inform Private Limited ("MIPL") has collated information/data in the Report, which have not been verified unless otherwise specifically mentioned in the Report. The Subscriber shall independently verify the accuracy and correctness of the information/data before in any way acting upon the same. MIPL shall not be liable for any harm, injury, loss or damage caused to the Subscriber due to default by the Subscriber's debtors/beneficiaries in fulfilling their obligations of any nature whatsoever. This Report or any of its portion shall not be used as a documentary evidence or otherwise before any investigative agencies or forum of law. This Report is confidential and proprietary to MIPL. The Subscriber and/or any other person(s) may not reproduce, publish or disclose any of the contents of the Report to others without the express authorization of MIPL. This Report is prepared and issued to the Subscriber without any risk, responsibility or liability on the part of MIPL or its officials.

(Total Liability / Networth)			
Current Liabilities to Networth (Current Liabilities / Net Worth)	1.01	1.19	2.18
Fixed Assets to Networth (Net Fixed Assets / Networth)	0.08	0.06	0.11
Interest Coverage Ratio (PBIT / Financial Charges)	42.08	35.09	18.92

**PROFITABILITY RATIOS**

PARTICULARS		31.03.2018	31.03.2017	31.03.2016
PAT to Sales ((PAT / Sales) * 100)	%	6.50	4.99	3.60
Return on Total Assets ((PAT / Total Assets) * 100)	%	14.21	14.70	7.03
Return on Investment (ROI) ((PAT / Networth) * 100)	%	28.58	32.40	22.61

**SOLVENCY RATIOS**

PARTICULARS		31.03.2018	31.03.2017	31.03.2016
Current Ratio (Current Assets / Current Liabilities)		1.61	1.44	0.90
Quick Ratio ((Current Assets – Inventories) / Current Liabilities)		1.51	1.39	0.70
G-Score Ratio Financial (Networth / Total Assets)		0.50	0.45	0.31
G-Score Ratio Debt (Debts / Equity Capital)		92.64	9.65	26.16
G-Score Ratio Liquidity (Total Current Assets / Total Current Liabilities)		1.61	1.44	0.90

Total Liability = Short-term Debt + Long-term Debt + Current Maturities of Long-term debts

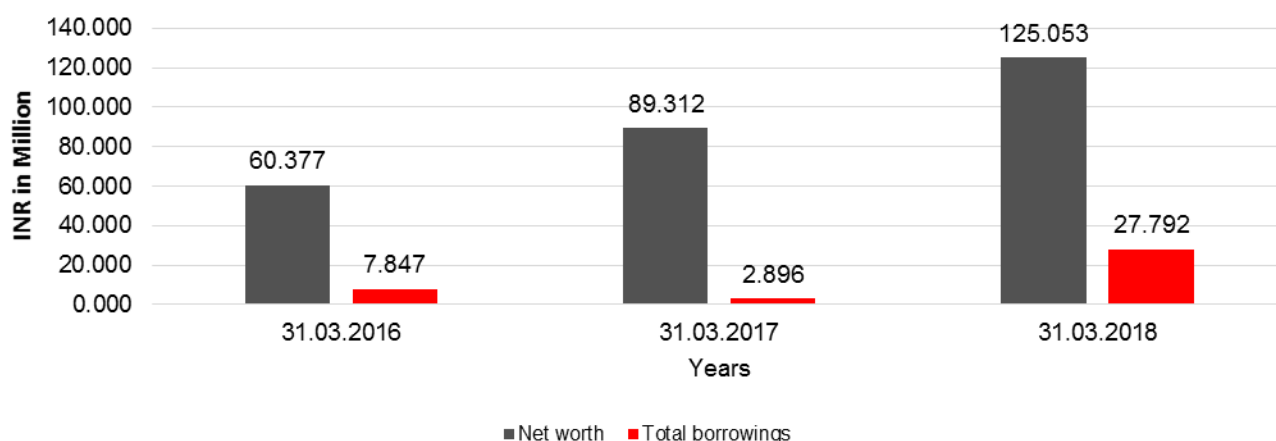
**DISCLAIMER** : This Report is **PRIVATE & CONFIDENTIAL** and it is prepared at the request of and for its use by the Subscriber only. The Subscriber shall use the contents of the Report merely as an aid to its business. Mira Inform Private Limited ("MIPL") has collated information/data in the Report, which have not been verified unless otherwise specifically mentioned in the Report. The Subscriber shall independently verify the accuracy and correctness of the information/data before in any way acting upon the same. MIPL shall not be liable for any harm, injury, loss or damage caused to the Subscriber due to default by the Subscriber's debtors/beneficiaries in fulfilling their obligations of any nature whatsoever. This Report or any of its portion shall not be used as a documentary evidence or otherwise before any investigative agencies or forum of law. This Report is confidential and proprietary to MIPL. The Subscriber and/or any other person(s) may not reproduce, publish or disclose any of the contents of the Report to others without the express authorization of MIPL. This Report is prepared and issued to the Subscriber without any risk, responsibility or liability on the part of MIPL or its officials.

**FINANCIAL ANALYSIS**  
*[all figures are in INR Million]*

**DEBT EQUITY RATIO**

Particular	31.03.2016	31.03.2017	31.03.2018
	INR In Million	INR In Million	INR In Million
Share Capital	0.300	0.300	0.300
Reserves & Surplus	60.077	89.012	124.753
Share Application money pending allotment	0.000	0.000	0.000
<b>Net worth</b>	<b>60.377</b>	<b>89.312</b>	<b>125.053</b>
long-term borrowings	1.484	0.585	0.000
Short term borrowings	6.363	2.311	27.792
<b>Total borrowings</b>	<b>7.847</b>	<b>2.896</b>	<b>27.792</b>
<b>Debt/Equity ratio</b>	<b>0.130</b>	<b>0.032</b>	<b>0.222</b>

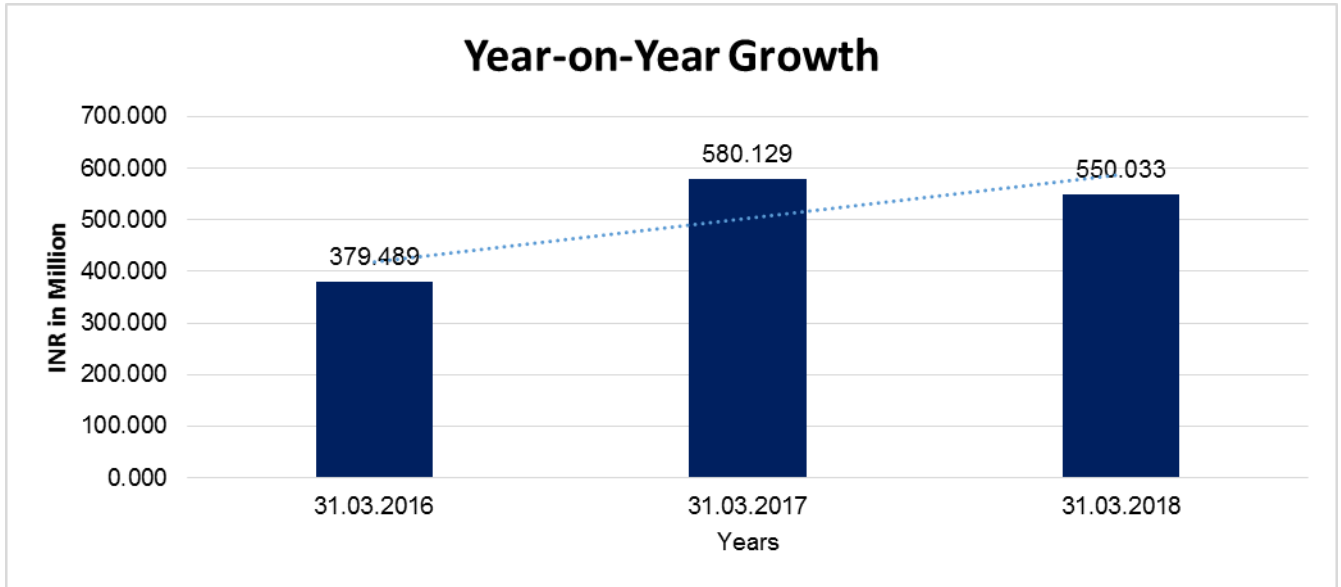
**Debt to Equity**



**YEAR-ON-YEAR GROWTH**

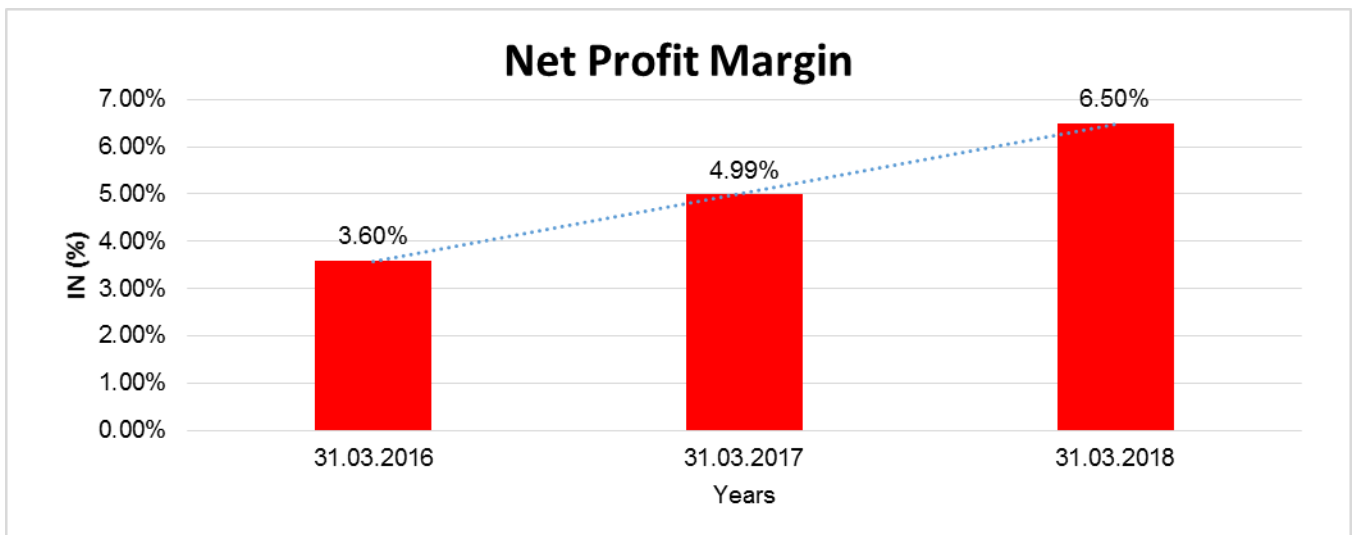
Year on Year Growth	31.03.2016	31.03.2017	31.03.2018
	INR In Million	INR In Million	INR In Million
Sales	379.489	580.129	550.033
		<b>52.871</b>	<b>(5.188)</b>

**DISCLAIMER** : This Report is **PRIVATE & CONFIDENTIAL** and it is prepared at the request of and for its use by the Subscriber only. The Subscriber shall use the contents of the Report merely as an aid to its business. Mira Inform Private Limited ("MIPL") has collated information/data in the Report, which have not been verified unless otherwise specifically mentioned in the Report. The Subscriber shall independently verify the accuracy and correctness of the information/data before in any way acting upon the same. MIPL shall not be liable for any harm, injury, loss or damage caused to the Subscriber due to default by the Subscriber's debtors/beneficiaries in fulfilling their obligations of any nature whatsoever. This Report or any of its portion shall not be used as a documentary evidence or otherwise before any investigative agencies or forum of law. This Report is confidential and proprietary to MIPL. The Subscriber and/or any other person(s) may not reproduce, publish or disclose any of the contents of the Report to others without the express authorization of MIPL. This Report is prepared and issued to the Subscriber without any risk, responsibility or liability on the part of MIPL or its officials.



**NET PROFIT MARGIN**

Net Profit Margin	31.03.2016	31.03.2017	31.03.2018
	INR In Million	INR In Million	INR In Million
Sales	379.489	580.129	550.033
Profit/(Loss)	13.649	28.934	35.740
	<b>3.60%</b>	<b>4.99%</b>	<b>6.50%</b>



**DISCLAIMER** : This Report is **PRIVATE & CONFIDENTIAL** and it is prepared at the request of and for its use by the Subscriber only. The Subscriber shall use the contents of the Report merely as an aid to its business. Mira Inform Private Limited ("MIPL") has collated information/data in the Report, which have not been verified unless otherwise specifically mentioned in the Report. The Subscriber shall independently verify the accuracy and correctness of the information/data before in any way acting upon the same. MIPL shall not be liable for any harm, injury, loss or damage caused to the Subscriber due to default by the Subscriber's debtors/beneficiaries in fulfilling their obligations of any nature whatsoever. This Report or any of its portion shall not be used as a documentary evidence or otherwise before any investigative agencies or forum of law. This Report is confidential and proprietary to MIPL. The Subscriber and/or any other person(s) may not reproduce, publish or disclose any of the contents of the Report to others without the express authorization of MIPL. This Report is prepared and issued to the Subscriber without any risk, responsibility or liability on the part of MIPL or its officials.

**LOCAL AGENCY FURTHER INFORMATION**

Sr. No.	Check list by info agents	Available in Report (Yes/No)
1	Year of establishment	Yes
2	Constitution of the entity -Incorporation details	Yes
3	Locality of the entity	Yes
4	Premises details	No
5	Buyer visit details	--
6	Contact numbers	Yes
7	Name of the person contacted	Yes
8	Designation of contact person	Yes
9	Promoter's background	Yes
10	Date of Birth of Proprietor / Partners / Directors	Yes
11	Pan Card No. of Proprietor / Partners	No
12	Voter Id Card No. of Proprietor / Partners	No
13	Type of business	Yes
14	Line of Business	Yes
15	Export/import details (if applicable)	No
16	No. of employees	No
17	Details of sister concerns	Yes
18	Major suppliers	No
19	Major customers	No
20	Banking Details	Yes
21	Banking facility details	Yes
22	Conduct of the banking account	--
23	Financials, if provided	Yes
24	Capital in the business	Yes
25	Last accounts filed at ROC, if applicable	Yes
26	Turnover of firm for last three years	Yes
27	Reasons for variation <> 20%	--
28	Estimation for coming financial year	No
29	Profitability for last three years	Yes
30	Major shareholders, if available	Yes
31	External Agency Rating, if available	No
32	Litigations that the firm/promoter involved in	--
33	Market information	--
34	Payments terms	No
35	Negative Reporting by Auditors in the Annual Report	No

**INDEX OF CHARGES:**

SN O	SRN	CHARGE ID	CHARGE HOLDER NAME	DATE OF CREATION	DATE OF MODIFICATION	DATE OF SATISFACTION	AMOUNT	ADDRESS
1	G95272829	100194387	INDIAN OVERSEAS BANK	28/03/2018	-	-	65000000.0	SHARAD SHOPPING CENTRE, OPP. HANDLOOM HOUSE,ASHRAM ROAD,AHMEDABAD GJ380009IN
2	G73654295	80019438	INDIAN OVERSEAS BANK	14/11/2005	15/12/2006	10/01/2018	2500000.0	ASHRAM ROADAHMEDABAD GJ380009IN

**FIXED ASSETS:**

- Land
- Building
- Plant and Machinery
- Furniture and Fixture
- Office Equipment
- Computer
- Vehicles

**CMT REPORT (Corruption, Money Laundering & Terrorism]**

The Public Notice information has been collected from various sources including but not limited to: **The Courts, India Prisons Service, Interpol, etc.**

**1] INFORMATION ON DESIGNATED PARTY**

No exist designating subject or any of its beneficial owners, controlling shareholders or senior officers as terrorist or terrorist organization or whom notice had been received that all financial transactions involving their assets have been blocked or convicted, found guilty or against whom a judgement or order had been entered in a proceedings for violating money-laundering, anti-corruption or bribery or international economic or anti-terrorism sanction laws or whose assets were seized, blocked, frozen or ordered forfeited for violation of money laundering or international anti-terrorism laws.

**2] Court Declaration :**

No records exist to suggest that subject is or was the subject of any formal or informal allegations, prosecutions or other official proceeding for making any prohibited payments or other improper payments to government officials for engaging in prohibited transactions or with designated parties.

**3] Asset Declaration :**

No records exist to suggest that the property or assets of the subject are derived from criminal conduct or a prohibited transaction.

**4] Record on Financial Crime :**

Charges or conviction registered against subject: **None**

**5] Records on Violation of Anti-Corruption Laws :**

Charges or investigation registered against subject: **None**

**6] Records on Int'l Anti-Money Laundering Laws/Standards :**

Charges or investigation registered against subject: **None**

**7] Criminal Records**

No available information exist that suggest that subject or any of its principals have been formally charged or convicted by a competent governmental authority for any financial crime or under any formal investigation by a competent government authority for any violation of anti-corruption laws or international anti-money laundering laws or standard.

**8] Affiliation with Government :**

No record exists to suggest that any director or indirect owners, controlling shareholders, director, officer or employee of the company is a government official or a family member or close business associate of a Government official.

**9] Compensation Package :**

Our market survey revealed that the amount of compensation sought by the subject is fair and reasonable and comparable to compensation paid to others for similar services.

**10] Press Report :**

No press reports / filings exists on the subject.

**CORPORATE GOVERNANCE**

MIRA INFORM as part of its Due Diligence do provide comments on Corporate Governance to identify management and governance. These factors often have been predictive and in some cases have created vulnerabilities to credit deterioration.

Our Governance Assessment focuses principally on the interactions between a company's management, its Board of Directors, Shareholders and other financial stakeholders.

**CONTRAVENTION**

Subject is not known to have contravened any existing local laws, regulations or policies that prohibit, restrict or otherwise affect the terms and conditions that could be included in the agreement with the subject.

**FOREIGN EXCHANGE RATES**

Currency	Unit	INR
US Dollar	1	INR 72.16
UK Pound	1	INR 93.90
Euro	1	INR 81.84

**INFORMATION DETAILS**

<b>Information Gathered by :</b>	SHW
<b>Analysis Done by :</b>	PRI
<b>Report Prepared by :</b>	RNA

**SCORE FACTORS**

DEMERIT POINTS		
--BANK CHARGES	YES/NO	YES
--LITIGATION	YES/NO	NO
--OTHER ADVERSE INFORMATION	YES/NO	NO
MERIT POINTS		
--SOLE DISTRIBUTORSHIP	YES/NO	NO
--EXPORT ACTIVITIES	YES/NO	NO
--AFFILIATION	YES/NO	YES
--LISTED	YES/NO	NO
--OTHER MERIT FACTORS	YES/NO	YES

**RATING EXPLANATIONS**

Credit Rating	Explanation	Rating Comments
A++	Minimum Risk	Business dealings permissible with minimum risk of default
A+	Low Risk	Business dealings permissible with low risk of default
A	Acceptable Risk	Business dealings permissible with moderate risk of default
B	Medium Risk	Business dealings permissible on a regular monitoring basis
C	Medium High Risk	Business dealings permissible preferably on secured basis
D	High Risk	Business dealing not recommended or on secured terms only
NB	New Business	No recommendation can be done due to business in infancy stage
NT	No Trace	No recommendation can be done as the business is not traceable

NB is stated where there is insufficient information to facilitate rating. However, it is not to be considered as unfavourable.

This score serves as a reference to assess SC's credit risk and to set the amount of credit to be extended. It is calculated from a composite of weighted scores obtained from each of the major sections of this report. The assessed factors are as follows:

- Financial condition covering various ratios
- Company background and operations size
- Promoters / Management background
- Payment record
- Litigation against the subject
- Industry scenario / competitor analysis
- Supplier / Customer / Banker review (wherever available)

**DISCLAIMER** : This Report is **PRIVATE & CONFIDENTIAL** and it is prepared at the request of and for its use by the Subscriber only. The Subscriber shall use the contents of the Report merely as an aid to its business. Mira Inform Private Limited ("MIPL") has collated information/data in the Report, which have not been verified unless otherwise specifically mentioned in the Report. The Subscriber shall independently verify the accuracy and correctness of the information/data before in any way acting upon the same. MIPL shall not be liable for any harm, injury, loss or damage caused to the Subscriber due to default by the Subscriber's debtors/beneficiaries in fulfilling their obligations of any nature whatsoever. This Report or any of its portion shall not be used as a documentary evidence or otherwise before any investigative agencies or forum of law. This Report is confidential and proprietary to MIPL. The Subscriber and/or any other person(s) may not reproduce, publish or disclose any of the contents of the Report to others without the express authorization of MIPL. This Report is prepared and issued to the Subscriber without any risk, responsibility or liability on the part of MIPL or its officials.