

## MIRA INFORM REPORT

Report No. :	539788
Report Date :	17.11.2018

### IDENTIFICATION DETAILS

Name :	FARRELL ENGINEERING LIMITED
Registered Office :	9 Seagrave Road London SW6 1RP
Country :	United Kingdom
Financials (as on) :	31.03.2017
Date of Incorporation :	17.05.1983
Com. Reg. No.:	01723966
Legal Form :	Private limited with Share Capital
Line of Business :	<ul style="list-style-type: none"> <li>Agents involved in the sale of machinery, industrial equipment, ships and Aircraft</li> <li>The sale of used machinery mainly for the export market.</li> </ul>
No. of Employees :	Not Available

### RATING & COMMENTS

(Mira Inform has adopted New Rating mechanism w.e.f. 23<sup>rd</sup> January 2017)

MIRA's Rating :	A
-----------------	---

Credit Rating	Explanation	Rating Comments
A	Acceptable Risk	Business dealings permissible with moderate risk of default

Status :	Satisfactory
Payment Behaviour :	Slow but Correct
Litigation :	Clear

### NOTES :

**DISCLAIMER :** This Report is **PRIVATE & CONFIDENTIAL** and it is prepared at the request of and for its use by the Subscriber only. The Subscriber shall use the contents of the Report merely as an aid to its business. Mira Inform Private Limited ("MIPL") has collated information/data in the Report, which have not been verified unless otherwise specifically mentioned in the Report. The Subscriber shall independently verify the accuracy and correctness of the information/data before in any way acting upon the same. MIPL shall not be liable for any harm, injury, loss or damage caused to the Subscriber due to default by the Subscriber's debtors/beneficiaries in fulfilling their obligations of any nature whatsoever. This Report or any of its portion shall not be used as a documentary evidence or otherwise before any investigative agencies or forum of law. This Report is confidential and proprietary to MIPL. The Subscriber and/or any other person(s) may not reproduce, publish or disclose any of the contents of the Report to others without the express authorization of MIPL. This Report is prepared and issued to the Subscriber without any risk, responsibility or liability on the part of MIPL or its officials.

Any query related to this report can be made on e-mail : [infodept@mirainform.com](mailto:infodept@mirainform.com) while quoting report number, name and date.

**ECGC Country Risk Classification List**

Country Name	Previous Rating (30.06.2018)	Current Rating (30.09.2018)
United Kingdom	A1	A1

Risk Category	ECGC Classification
Insignificant	A1
Low Risk	A2
Moderately Low Risk	B1
Moderate Risk	B2
Moderately High Risk	C1
High Risk	C2
Very High Risk	D

**DISCLAIMER** : This Report is **PRIVATE & CONFIDENTIAL** and it is prepared at the request of and for its use by the Subscriber only. The Subscriber shall use the contents of the Report merely as an aid to its business. Mira Inform Private Limited ("MIPL") has collated information/data in the Report, which have not been verified unless otherwise specifically mentioned in the Report. The Subscriber shall independently verify the accuracy and correctness of the information/data before in any way acting upon the same. MIPL shall not be liable for any harm, injury, loss or damage caused to the Subscriber due to default by the Subscriber's debtors/beneficiaries in fulfilling their obligations of any nature whatsoever. This Report or any of its portion shall not be used as a documentary evidence or otherwise before any investigative agencies or forum of law. This Report is confidential and proprietary to MIPL. The Subscriber and/or any other person(s) may not reproduce, publish or disclose any of the contents of the Report to others without the express authorization of MIPL. This Report is prepared and issued to the Subscriber without any risk, responsibility or liability on the part of MIPL or its officials.

**UNITED KINGDOM - ECONOMIC OVERVIEW**

The UK, a leading trading power and financial center, is the third largest economy in Europe after Germany and France. Agriculture is intensive, highly mechanized, and efficient by European standards, producing about 60% of food needs with less than 2% of the labor force. The UK has large coal, natural gas, and oil resources, but its oil and natural gas reserves are declining; the UK has been a net importer of energy since 2005. Services, particularly banking, insurance, and business services, are key drivers of British GDP growth. Manufacturing, meanwhile, has declined in importance but still accounts for about 10% of economic output.

In 2008, the global financial crisis hit the economy particularly hard, due to the importance of its financial sector. Falling home prices, high consumer debt, and the global economic slowdown compounded the UK's economic problems, pushing the economy into recession in the latter half of 2008 and prompting the then BROWN (Labour) government to implement a number of measures to stimulate the economy and stabilize the financial markets. Facing burgeoning public deficits and debt levels, in 2010 the then CAMERON-led coalition government (between Conservatives and Liberal Democrats) initiated an austerity program, which has continued under the Conservative government. However, the deficit still remains one of the highest in the G7, standing at 3.6% of GDP as of 2017, and the UK has pledged to lower its corporation tax from 20% to 17% by 2020. The UK had a debt burden of 90.4% GDP at the end of 2017.

The UK economy has begun to slow since the referendum vote to leave the EU in June 2016. A sustained depreciation of the British pound has increased consumer and producer prices, weighing on consumer spending without spurring a meaningful increase in exports. The UK has an extensive trade relationship with other EU members through its single market membership, and economic observers have warned the exit will jeopardize its position as the central location for European financial services. Prime Minister MAY is seeking a new "deep and special" trade relationship with the EU following the UK's exit. However, economists doubt that the UK will be able to preserve the benefits of EU membership without the obligations. The UK is expected to officially leave the EU by the end of March 2019.

Source : CIA

## **COMPANY NAME AND ADDRESS**

**FARRELL ENGINEERING LIMITED**

9 SEAGRAVE ROAD LONDON SW6 1RP

## **COMPANY NO.**

01723966

## **COMPANY STATUS**

Active - Accounts Filed

## **COMPANY SUMMARY**

Registered Address	9 SEAGRAVE ROAD LONDON SW6 1RP
Trading Address	9 Seagrave Road London SW6 1RP
Website Address	<a href="http://www.farrellengineering.com">http://www.farrellengineering.com</a>
Telephone Number	-
Fax Number	-
TPS	-
FPS	Yes
Incorporation Date	17/05/1983
Previous Name	
Type	Private limited with Share Capital
FTSE Index	-
Date of Change	-
Filing Date of Accounts	15/12/2017
Currency	GBP
Share Capital	£10,000
SIC07	46140
Charity Number	-
SIC07 Description	AGENTS INVOLVED IN THE SALE OF MACHINERY, INDUSTRIAL

**DISCLAIMER** : This Report is **PRIVATE & CONFIDENTIAL** and it is prepared at the request of and for its use by the Subscriber only. The Subscriber shall use the contents of the Report merely as an aid to its business. Mira Inform Private Limited ("MIPL") has collated information/data in the Report, which have not been verified unless otherwise specifically mentioned in the Report. The Subscriber shall independently verify the accuracy and correctness of the information/data before in any way acting upon the same. MIPL shall not be liable for any harm, injury, loss or damage caused to the Subscriber due to default by the Subscriber's debtors/beneficiaries in fulfilling their obligations of any nature whatsoever. This Report or any of its portion shall not be used as a documentary evidence or otherwise before any investigative agencies or forum of law. This Report is confidential and proprietary to MIPL. The Subscriber and/or any other person(s) may not reproduce, publish or disclose any of the contents of the Report to others without the express authorization of MIPL. This Report is prepared and issued to the Subscriber without any risk, responsibility or liability on the part of MIPL or its officials.

Principal Activity                      EQUIPMENT, SHIPS AND AIRCRAFT  
The sale of used machinery mainly for the export market.

## **ADDITIONAL INFORMATION**

CCJ's                                      0 (£0)

No CCJ Information To Display

Ultimate Holding Company        -

Accountant                            -

Mortgages                            13

Group                                  0 companies

Linkages                               0 companies

Countries                              In 0 countries

## **KEY FINANCIALS**

Year to Date	Turnover	Pre Tax Profit	Shareholder's Funds	Employees
31/03/2017	-	-	£685,380	-
31/03/2016	-	-	£618,937	-
31/03/2015	-	-	£1,678,884	-

## **MORTGAGE SUMMARY**

Total Mortgage 13  
Outstanding 5  
Satisfied 8

## **TRADE DEBTORS / BAD DEBT SUMMARY**

Total Number of Documented Trade    0  
Total Value of Documented Trade        £0

## **COMMENTARY**

The latest Balance Sheet indicates a negative net working capital position.

There has been an increase in shareholders funds compared with the previous balance sheet.

This company trades in an industry with a moderate level of corporate failures.

**DISCLAIMER** : This Report is **PRIVATE & CONFIDENTIAL** and it is prepared at the request of and for its use by the Subscriber only. The Subscriber shall use the contents of the Report merely as an aid to its business. Mira Inform Private Limited ("MIPL") has collated information/data in the Report, which have not been verified unless otherwise specifically mentioned in the Report. The Subscriber shall independently verify the accuracy and correctness of the information/data before in any way acting upon the same. MIPL shall not be liable for any harm, injury, loss or damage caused to the Subscriber due to default by the Subscriber's debtors/beneficiaries in fulfilling their obligations of any nature whatsoever. This Report or any of its portion shall not be used as a documentary evidence or otherwise before any investigative agencies or forum of law. This Report is confidential and proprietary to MIPL. The Subscriber and/or any other person(s) may not reproduce, publish or disclose any of the contents of the Report to others without the express authorization of MIPL. This Report is prepared and issued to the Subscriber without any risk, responsibility or liability on the part of MIPL or its officials.

## **CCJ**

Total Number of Exact CCJs -	0	Total Value of Exact CCJs -	
Total Number of Possible CCJs -	0	Total Value of Possible CCJs -	
Total Number of Satisfied CCJs -	0	Total Value of Satisfied CCJs -	
Total Number of Writs -	-		

Total Current Directors	2	Total Current Secretaries	1
Total Previous Directors / Company Secretaries	0	Total Person's With Significant Control	1

## **CURRENT DIRECTORS**

<b>Title</b>	Mr	<b>Function</b>	Director
<b>Name</b>	Chanchal Singh Chowdhry	<b>Nationality</b>	British
<b>Date of Birth</b>	10/1946	<b>Present Appointments</b>	3
<b>Latest Address</b>	56 Paines Lane, Pinner, Middlesex	<b>Appointment Date</b>	31/10/1991
<b>Post Code</b>	HA5 3BT		
<b>Title</b>	Mr	<b>Function</b>	Director
<b>Name</b>	Heteash Singh Chowdhry	<b>Nationality</b>	British
<b>Date of Birth</b>	06/1983	<b>Present Appointments</b>	3
<b>Latest Address</b>	56 Paines Lane, Pinner, Middlesex	<b>Appointment Date</b>	01/04/2008
<b>Post Code</b>	HA5 3BT		

## **CURRENT COMPANY SECRETARY**

<b>Title</b>	Dr	<b>Function</b>	Company Secretary
<b>Name</b>	Pushpinder Chowdhry	<b>Nationality</b>	British
<b>Date of Birth</b>	10/1950	<b>Present Appointments</b>	6
<b>Latest Address</b>	56 Paines Lane, Pinner, Middlesex	<b>Appointment Date</b>	31/10/1991
<b>Post Code</b>	HA5 3BT		
















## **TOP SHAREHOLDERS**

Name	Currency	Share Count	Share Type	Nominal Value	% of Total Share Count
------	----------	-------------	------------	---------------	------------------------


**DISCLAIMER** : This Report is **PRIVATE & CONFIDENTIAL** and it is prepared at the request of and for its use by the Subscriber only. The Subscriber shall use the contents of the Report merely as an aid to its business. Mira Inform Private Limited ("MIPL") has collated information/data in the Report, which have not been verified unless otherwise specifically mentioned in the Report. The Subscriber shall independently verify the accuracy and correctness of the information/data before in any way acting upon the same. MIPL shall not be liable for any harm, injury, loss or damage caused to the Subscriber due to default by the Subscriber's debtors/beneficiaries in fulfilling their obligations of any nature whatsoever. This Report or any of its portion shall not be used as a documentary evidence or otherwise before any investigative agencies or forum of law. This Report is confidential and proprietary to MIPL. The Subscriber and/or any other person(s) may not reproduce, publish or disclose any of the contents of the Report to others without the express authorization of MIPL. This Report is prepared and issued to the Subscriber without any risk, responsibility or liability on the part of MIPL or its officials.

CHANCHAL CHOWDHRY	GBP	7,220	ORDINARY	1	72.2
HETEASH SINGH CHOWDHRY	GBP	2,730	ORDINARY	1	27.3
MR PUSH PINDER CHOWDHRY	GBP	50	ORDINARY	1	0.5

















## **PROFIT & LOSS**

	Date Of Accounts	31/03/17	(%)	31/03/16	(%)	31/03/15	(%)	31/03/14	(%)	31/03/13
	Weeks	52	(%)	52	(%)	52	(%)	52	(%)	52
	Currency	GBP	(%)	GBP	(%)	GBP	(%)	GBP	(%)	GBP
	Consolidated A/cs	N	(%)	N	(%)	N	(%)	N	(%)	N
	<b>Turnover</b>	-	-	-	-	-	-	-	-	<b>£1,938,821</b>
	Export	-	-	-	-	-	-	-	-	-
	Cost of Sales	-	-	-	-	-	-	-	100%	£1,659,300
	Gross Profit	-	-	-	-	-	-	-	-	£279,521
	Wages & Salaries	-	-	-	-	-	-	-	-	-
	Directors Emoluments	-	-	-	-	-	-	-	-	£26,534
	<b>Operating Profit</b>	-	-	-	-	-	-	-	-	<b>£26,203</b>
	Depreciation	-	-	£963	41.6%	£680	-	£1,511	-6.1%	£1,609
	Audit Fees	-	-	-	-	-	-	-	-	-
	Interest Payments	-	-	-	-	-	-	-	-	£818
	<b>Pre Tax Profit</b>	-	-	-	-	-	-	-	-	<b>£25,385</b>
	Taxation	-	-	-	-	-	-	-	-	-£6,570
	Profit After Tax	-	-	-	-	-	-	-	-	£18,815
	Dividends Payable	-	-	-	-	-	-	-	-	-
	<b>Retained Profit</b>	-	-	-	-	-	-	-	-	<b>£18,815</b>

## **BALANCE SHEET**

	Date Of Accounts	31/03/17	(%)	31/03/16	(%)	31/03/15	(%)	31/03/14	(%)	31/03/13
	Tangible	£1,071,6	-0.1%	£1,072,3	-	£1,762,5	17.2	£1,504,5	0%	£1,504,8






**DISCLAIMER** : This Report is **PRIVATE & CONFIDENTIAL** and it is prepared at the request of and for its use by the Subscriber only. The Subscriber shall use the contents of the Report merely as an aid to its business. Mira Inform Private Limited ("MIPL") has collated information/data in the Report, which have not been verified unless otherwise specifically mentioned in the Report. The Subscriber shall independently verify the accuracy and correctness of the information/data before in any way acting upon the same. MIPL shall not be liable for any harm, injury, loss or damage caused to the Subscriber due to default by the Subscriber's debtors/beneficiaries in fulfilling their obligations of any nature whatsoever. This Report or any of its portion shall not be used as a documentary evidence or otherwise before any investigative agencies or forum of law. This Report is confidential and proprietary to MIPL. The Subscriber and/or any other person(s) may not reproduce, publish or disclose any of the contents of the Report to others without the express authorization of MIPL. This Report is prepared and issued to the Subscriber without any risk, responsibility or liability on the part of MIPL or its officials.

	Assets	08		30	39.2 %	60	%	32		27
	Intangible Assets	0	-	0	-	0	-	0	-	0
	<b>Total Fixed Assets</b>	<b>£1,071,608</b>	<b>-0.1%</b>	<b>£1,072,330</b>	<b>-39.2%</b>	<b>£1,762,560</b>	<b>17.2%</b>	<b>£1,504,532</b>	<b>0%</b>	<b>£1,504,827</b>
	Stock	0	-100%	£50,000	-20.2 %	£62,685	69.2 %	£37,037	-	0
	Trade Debtors	£454,101	330.8 %	£105,400	-42.8 %	£184,376	-9.4%	£203,609	-33.4 %	£305,904
	Cash	0	-100%	£189,044	3.4%	£182,915	-4.8%	£192,236	-29.8 %	£273,991
	Other Debtors	0	-	0	-	0	-	0	-100 %	£9,556
	Miscellaneous Current Assets	0	-	0	-	0	-	0	-	0
	<b>Total Current Assets</b>	<b>£454,101</b>	<b>31.8%</b>	<b>£344,444</b>	<b>-19.9%</b>	<b>£429,976</b>	<b>-0.7%</b>	<b>£432,882</b>	<b>-26.6%</b>	<b>£589,451</b>
	Trade Creditors	£840,329	5.3%	£797,837	55.3 %	£513,652	93.7 %	£265,118	-29.4 %	£375,674
	Bank Loans & Overdrafts	0	-	0	-	0	-	0	-100 %	£14,518
	Other Short Term Finance	0	-	0	-	0	-	0	-	0
	Miscellaneous Current Liabilities	0	-	0	-	0	-	0	-100 %	£27,042
	<b>Total Current Liabilities</b>	<b>£840,329</b>	<b>5.3%</b>	<b>£797,837</b>	<b>55.3%</b>	<b>£513,652</b>	<b>93.7%</b>	<b>£265,118</b>	<b>-36.5%</b>	<b>£417,234</b>
	Bank Loans & Overdrafts and LTL	0	-	0	-	0	-	0	-100 %	£14,518
	Other Long Term Finance	0	-	0	-	0	-	0	-	0
	<b>Total Long</b>	<b>0</b>	<b>-</b>	<b>0</b>	<b>-</b>	<b>0</b>	<b>-</b>	<b>0</b>	<b>-</b>	<b>0</b>






**DISCLAIMER** : This Report is **PRIVATE & CONFIDENTIAL** and it is prepared at the request of and for its use by the Subscriber only. The Subscriber shall use the contents of the Report merely as an aid to its business. Mira Inform Private Limited ("MIPL") has collated information/data in the Report, which have not been verified unless otherwise specifically mentioned in the Report. The Subscriber shall independently verify the accuracy and correctness of the information/data before in any way acting upon the same. MIPL shall not be liable for any harm, injury, loss or damage caused to the Subscriber due to default by the Subscriber's debtors/beneficiaries in fulfilling their obligations of any nature whatsoever. This Report or any of its portion shall not be used as a documentary evidence or otherwise before any investigative agencies or forum of law. This Report is confidential and proprietary to MIPL. The Subscriber and/or any other person(s) may not reproduce, publish or disclose any of the contents of the Report to others without the express authorization of MIPL. This Report is prepared and issued to the Subscriber without any risk, responsibility or liability on the part of MIPL or its officials.

	<b>Term Liabilities</b>									
--	-------------------------	--	--	--	--	--	--	--	--	--

## **CAPITAL & RESERVES**



	Date Of Accounts	31/03/17	(%)	31/03/16	(%)	31/03/15	(%)	31/03/14	(%)	31/03/13
	Called Up Share Capital	-	- 100%	£10,000	-	£10,000	-	£10,000	-	£10,000
	P & L Account Reserve	£685,380	12.6 %	£608,937	0.2%	£607,490	1.1 %	£600,902	- 0.8 %	£605,650
	Revaluation Reserve	-	-	-	- 100%	£1,061,394	-	£1,061,394	-	£1,061,394
	Sundry Reserves	-	-	-	-	-	-	-	-	-
	<b>Shareholder Funds</b>	<b>£685,380</b>	<b>10.7 %</b>	<b>£618,937</b>	<b>- 63.1 %</b>	<b>£1,678,884</b>	<b>0.4 %</b>	<b>£1,672,296</b>	<b>- 0.3 %</b>	<b>£1,677,044</b>

## **OTHER FINANCIAL ITEMS**














	Date Of Accounts	31/03/17	(%)	31/03/16	(%)	31/03/15	(%)	31/03/14	(%)	31/03/13
	Net Worth	£685,380	10.7 %	£618,937	- 63.1%	£1,678,884	0.4%	£1,672,296	- 0.3%	£1,677,044
	Working Capital	-£386,228	14.8 %	-£453,393	- 441.8 %	-£83,676	- 149.9 %	£167,764	- 2.6%	£172,217
	Total Assets	£1,525,709	7.7%	£1,416,774	- 35.4%	£2,192,536	13.2%	£1,937,414	- 7.5%	£2,094,278
	Total Liabilities	£840,329	5.3%	£797,837	55.3%	£513,652	93.7%	£265,118	- 36.5 %	£417,234
	Net Assets	£685,380	10.7 %	£618,937	- 63.1%	£1,678,884	0.4%	£1,672,296	- 0.3%	£1,677,044

**DISCLAIMER** : This Report is **PRIVATE & CONFIDENTIAL** and it is prepared at the request of and for its use by the Subscriber only. The Subscriber shall use the contents of the Report merely as an aid to its business. Mira Inform Private Limited ("MIPL") has collated information/data in the Report, which have not been verified unless otherwise specifically mentioned in the Report. The Subscriber shall independently verify the accuracy and correctness of the information/data before in any way acting upon the same. MIPL shall not be liable for any harm, injury, loss or damage caused to the Subscriber due to default by the Subscriber's debtors/beneficiaries in fulfilling their obligations of any nature whatsoever. This Report or any of its portion shall not be used as a documentary evidence or otherwise before any investigative agencies or forum of law. This Report is confidential and proprietary to MIPL. The Subscriber and/or any other person(s) may not reproduce, publish or disclose any of the contents of the Report to others without the express authorization of MIPL. This Report is prepared and issued to the Subscriber without any risk, responsibility or liability on the part of MIPL or its officials.


## MISCELLANEOUS

	Date Of Accounts	31/03/17	(%)	31/03/16	(%)	31/03/15	(%)	31/03/14	(%)	31/03/13
	Contingent Liability	NO	-	NO	-	NO	-	NO	-	NO
	Capital Employed	£685,380	10.7%	£618,937	-63.1%	£1,678,884	0.4%	£1,672,296	-0.3%	£1,677,044
	Number of Employees	-	-	-	-	-	-	-	-	-
	Accountants									
	Auditors									
	Auditor Comments	The company is exempt from audit								
	Bankers									
	Bank Branch Code									

## RATIOS

	Date Of Accounts	31/03/17	31/03/16	31/03/15	31/03/14	31/03/13
	Pre-tax profit margin %	-	-	-	-	1.31
	Current ratio	0.54	0.43	0.84	1.63	1.41
	Sales/Net Working Capital	-	-	-	-	11.26
	Gearing %	0	0	0	0	0.90
	Equity in %	44.90	43.70	76.60	86.30	80.10
	Creditor Days	-	-	-	-	70.53
	Debtor Days	-	-	-	-	57.43
	Liquidity/Acid Test	0.54	0.36	0.71	1.49	1.41
	Return On Capital Employed %	-	-	-	-	1.51
	Return On Total Assets Employed %	-	-	-	-	1.21
	Current Debt Ratio	1.22	1.28	0.30	0.15	0.24
	Total Debt Ratio	1.22	1.28	0.30	0.15	0.24
	Stock Turnover Ratio %	-	-	-	-	-

**DISCLAIMER** : This Report is **PRIVATE & CONFIDENTIAL** and it is prepared at the request of and for its use by the Subscriber only. The Subscriber shall use the contents of the Report merely as an aid to its business. Mira Inform Private Limited ("MIPL") has collated information/data in the Report, which have not been verified unless otherwise specifically mentioned in the Report. The Subscriber shall independently verify the accuracy and correctness of the information/data before in any way acting upon the same. MIPL shall not be liable for any harm, injury, loss or damage caused to the Subscriber due to default by the Subscriber's debtors/beneficiaries in fulfilling their obligations of any nature whatsoever. This Report or any of its portion shall not be used as a documentary evidence or otherwise before any investigative agencies or forum of law. This Report is confidential and proprietary to MIPL. The Subscriber and/or any other person(s) may not reproduce, publish or disclose any of the contents of the Report to others without the express authorization of MIPL. This Report is prepared and issued to the Subscriber without any risk, responsibility or liability on the part of MIPL or its officials.

	Return on Net Assets Employed %	-	-	-	-	1.51
-----------------------------------------------------------------------------------	---------------------------------	---	---	---	---	------

## **REPORT NOTES**

There are no notes to display.

## **STATUS HISTORY**

No Status History found

## **\*EVENT HISTORY**

Date	Description
15/11/2018	Confirmation Statement
19/12/2017	New Accounts Filed
01/11/2017	Confirmation Statement
18/12/2016	Annual Returns
27/08/2016	New Accounts Filed
06/02/2016	Annual Returns
19/10/2015	New Accounts Filed
19/10/2015	New Accounts Filed
28/12/2014	New Accounts Filed
03/12/2014	Annual Returns
30/12/2013	New Accounts Filed
06/11/2013	Annual Returns
30/01/2013	Annual Returns
29/01/2013	Change in Reg. Office
29/01/2013	Change of Company Postcode

## **PREVIOUS COMPANY NAMES**

No Previous Names found

## **WRIT DETAILS**

No writs found

**DISCLAIMER** : This Report is **PRIVATE & CONFIDENTIAL** and it is prepared at the request of and for its use by the Subscriber only. The Subscriber shall use the contents of the Report merely as an aid to its business. Mira Inform Private Limited ("MIPL") has collated information/data in the Report, which have not been verified unless otherwise specifically mentioned in the Report. The Subscriber shall independently verify the accuracy and correctness of the information/data before in any way acting upon the same. MIPL shall not be liable for any harm, injury, loss or damage caused to the Subscriber due to default by the Subscriber's debtors/beneficiaries in fulfilling their obligations of any nature whatsoever. This Report or any of its portion shall not be used as a documentary evidence or otherwise before any investigative agencies or forum of law. This Report is confidential and proprietary to MIPL. The Subscriber and/or any other person(s) may not reproduce, publish or disclose any of the contents of the Report to others without the express authorization of MIPL. This Report is prepared and issued to the Subscriber without any risk, responsibility or liability on the part of MIPL or its officials.

## **STATISTICS**

Group	-
Linkages	0 companies
Countries	In 0 countries

## **SUMMARY**

Holding Company	-
Ownership Status	
Ultimate Holding Company	-

## **GROUP STRUCTURE FULL**

No Group Structure

## **MORTGAGE DETAILS**

<b>Mortgage Type:</b>			
<b>Date Charge Created:</b>	13/01/16		
<b>Date Charge Registered:</b>	13/01/16		
<b>Date Charge Satisfied:</b>	-		
<b>Status:</b>	OUTSTANDING		
<b>Person(s) Entitled:</b>	LLOYDS BANK PLC;		
<b>Amount Secured:</b>			
<b>Details:</b>	NONECONTAINS FIXED CHARGE.CONTAINS FLOATING CHARGE.FLOATING CHARGE COVERS ALL THE PROPERTY OR UNDERTAKING OF THE COMPANY.CHARGOR ACTING AS A BARE TRUSTEE FOR THE PROPERTY.		
<b>Mortgage Type:</b>			
<b>Date Charge Created:</b>	14/08/15		
<b>Date Charge Registered:</b>	20/08/15		
<b>Date Charge Satisfied:</b>	-		
<b>Status:</b>	OUTSTANDING		
<b>Person(s) Entitled:</b>	LLOYDS BANK PLC;		
<b>Amount Secured:</b>			
<b>Details:</b>	FLAT 10 21 FROGNAL LONDON T/NO NGL364794CONTAINS FIXED CHARGE.CONTAINS FLOATINGCHARGE.FLOATING CHARGE COVERS ALL THE PROPERTY OR UNDERTAKING OF THE COMPANY.CONTAINS		

**DISCLAIMER** : This Report is **PRIVATE & CONFIDENTIAL** and it is prepared at the request of and for its use by the Subscriber only. The Subscriber shall use the contents of the Report merely as an aid to its business. Mira Inform Private Limited ("MIPL") has collated information/data in the Report, which have not been verified unless otherwise specifically mentioned in the Report. The Subscriber shall independently verify the accuracy and correctness of the information/data before in any way acting upon the same. MIPL shall not be liable for any harm, injury, loss or damage caused to the Subscriber due to default by the Subscriber's debtors/beneficiaries in fulfilling their obligations of any nature whatsoever. This Report or any of its portion shall not be used as a documentary evidence or otherwise before any investigative agencies or forum of law. This Report is confidential and proprietary to MIPL. The Subscriber and/or any other person(s) may not reproduce, publish or disclose any of the contents of the Report to others without the express authorization of MIPL. This Report is prepared and issued to the Subscriber without any risk, responsibility or liability on the part of MIPL or its officials.

	NEGATIVE PLEDGE.
--	------------------

<b>Mortgage Type:</b>			
<b>Date Charge Created:</b>	01/08/14		
<b>Date Charge Registered:</b>	05/08/14		
<b>Date Charge Satisfied:</b>	-		
<b>Status:</b>	OUTSTANDING		
<b>Person(s) Entitled:</b>	LLOYDS BANK PLC;		
<b>Amount Secured:</b>			
<b>Details:</b>	FLATTED FLAT 1/1 220 WALLACE STREET GLASGOW T/NO.GLA179658CONTAINS NEGATIVE PLEDGE.		
<b>Mortgage Type:</b>			
<b>Date Charge Created:</b>	26/02/14		
<b>Date Charge Registered:</b>	13/03/14		
<b>Date Charge Satisfied:</b>	-		
<b>Status:</b>	OUTSTANDING		
<b>Person(s) Entitled:</b>	LLOYDS TSB BANK PLC;		
<b>Amount Secured:</b>			
<b>Details:</b>	THE F/H PROPERTY K/A UNIT 5 97 VICTORIAROAD ST LEONARDS ROAD LONDON T/NO NGL565969CONTAINS FIXED CHARGE.CONTAINS FLOATING CHARGE.NOTIFICATION OF ADDITION TO OR AMENDMENT OF CHARGE.		

<b>Mortgage Type:</b>	LEGAL MORTGAGE		
<b>Date Charge Created:</b>	24/05/11		
<b>Date Charge Registered:</b>	26/05/11		
<b>Date Charge Satisfied:</b>	-		
<b>Status:</b>	OUTSTANDING		
<b>Person(s) Entitled:</b>	HSBC BANK PLC		
<b>Amount Secured:</b>	ALL MONIES DUE OR TO BECOME DUE FROM THE COMPANY TO THE CHARGEES ON ANY ACCOUNT WHATSOEVER		
<b>Details:</b>	THE PROPERTY AT UNIT 5 97 VICTORIA ROADLONDON T/NO. NGL565969 WITH THE BENEFIT OF ALL RIGHTS, LICENCES, GUARANTEES, RENT DEPOSITS, CONTRACTS, DEEDS UNDERTAKINGS & WARRANTIES RELATING TO THE PROPERTY. ANY SHARES OR MEMBERSHIP RIGHTS IN ANY MANAGEMENT COMPANY FOR THE PROPERTY. ANY GOODWILL OF ANY BUSINESS FROM TIME TO TIME CARRIED ON AT THE PROPERTY. ANY RENTAL & OTHER MONEY PAYABLE AND ANY LEASE LICENCE OR OTHER INTEREST CREATED IN RESPECT OF THE PROPERTY & ALL OTHER PAYMENTS WHATSOEVER IN RESPECT OF THE PROPERTY		
<b>Mortgage Type:</b>	DEBENTURE		
<b>Date Charge Created:</b>	04/05/11		
<b>Date Charge Registered:</b>	06/02/14		
<b>Date Charge Satisfied:</b>	-		
<b>Status:</b>	SATISFIED		
<b>Person(s) Entitled:</b>	HSBC BANK PLC;		

<b>Amount Secured:</b>	
<b>Details:</b>	FIXED AND FLOATING CHARGE OVER THE UNDERTAKING AND ALL PROPERTY AND ASSETS PRESENT AND FUTURE, INCLUDING GOODWILL, BOOKDEBTS, UNCALLED CAPITAL, BUILDINGS, FIXTURES, FIXED PLANT & MACHINERY

<b>Mortgage Type:</b>	DEED OF CHARGE OVER CREDIT BALANCES		
<b>Date Charge Created:</b>	26/11/10		
<b>Date Charge Registered:</b>	02/12/10		
<b>Date Charge Satisfied:</b>	17/07/12		
<b>Status:</b>	SATISFIED		
<b>Person(s) Entitled:</b>	BARCLAYS BANK PLC		
<b>Amount Secured:</b>			
<b>Details:</b>	THE CHARGE CREATES A FIXED CHARGE OVER ALL THE DEPOSIT(S) REFERRED TO IN THE SCHEDULE TO THE FORM MG01 (INCLUDING ALL OR ANY PART OF THE MONEY PAYABLE PURSUANTTO SUCH DEPOSIT(S) & THE DEBTS REPRESENTED THEREBY) TOGETHER WITH ALL INTEREST FROM TIME TO TIME ACCRUING THEREON. IT ALSO CREATES AN ASSIGNMENT BY THE CHARGORFOR THE PURPOSES OF & TO GIVE EFFECT TOTHE SECURITY OVER THE RIGHT OF THE CHARGORTO REQUIRE REPAYMENT OF SUCH DEPOSIT(S) & INTEREST THEREON BARCLAYS BANK PLCRE FARRELL ENGINEERING LIMITED EURO BUSINESS PREMIUM ACCOUNT NUMBER 53502699		
<b>Mortgage Type:</b>	DEBENTURE		
<b>Date Charge Created:</b>	30/06/99		
<b>Date Charge Registered:</b>	09/07/99		
<b>Date Charge Satisfied:</b>	17/07/12		
<b>Status:</b>	SATISFIED		
<b>Person(s) Entitled:</b>	BARCLAYS BANK PLC		
<b>Amount Secured:</b>			
<b>Details:</b>	FIXED AND FLOATING CHARGES OVER THE UNDERTAKING AND ALL PROPERTY AND ASSETS PRESENT AND FUTURE INCLUDING GOODWILL BOOKDEBTS UNCALLED CAPITAL BUILDINGS FIXTURESFIXED PLANT AND MACHINERY		

<b>Mortgage Type:</b>	FIXED CHARGE		
<b>Date Charge Created:</b>	12/02/98		
<b>Date Charge Registered:</b>	23/02/98		
<b>Date Charge Satisfied:</b>	17/07/12		
<b>Status:</b>	SATISFIED		
<b>Person(s) Entitled:</b>	BARCLAYS BANK PLC		
<b>Amount Secured:</b>			
<b>Details:</b>	BY WAY OF FIRST FIXED CHARGE ALL AMOUNTS DUE PWING OR PAYABLE TO THE COMPANY BYBUYERS ON WHOM THE COMPANY HOLDS CREDITRISK INSURANCE COVER UNDER CONTRACTS ENTERED INTO OR AT ANY TIME AFTER THE DATEOF THE CHARGESEE THE MORTGAGE CHARGE DOCUMENT FOR FULL DETAILS		
<b>Mortgage Type:</b>	FIXED CHARGE		

**DISCLAIMER :** This Report is **PRIVATE & CONFIDENTIAL** and it is prepared at the request of and for its use by the Subscriber only. The Subscriber shall use the contents of the Report merely as an aid to its business. Mira Inform Private Limited ("MIPL") has collated information/data in the Report, which have not been verified unless otherwise specifically mentioned in the Report. The Subscriber shall independently verify the accuracy and correctness of the information/data before in any way acting upon the same. MIPL shall not be liable for any harm, injury, loss or damage caused to the Subscriber due to default by the Subscriber's debtors/beneficiaries in fulfilling their obligations of any nature whatsoever. This Report or any of its portion shall not be used as a documentary evidence or otherwise before any investigative agencies or forum of law. This Report is confidential and proprietary to MIPL. The Subscriber and/or any other person(s) may not reproduce, publish or disclose any of the contents of the Report to others without the express authorization of MIPL. This Report is prepared and issued to the Subscriber without any risk, responsibility or liability on the part of MIPL or its officials.

<b>Date Charge Created:</b>	07/02/97		
<b>Date Charge Registered:</b>	14/02/97		
<b>Date Charge Satisfied:</b>	17/07/12		
<b>Status:</b>	SATISFIED		
<b>Person(s) Entitled:</b>	BARCLAYS BANK PLC		
<b>Amount Secured:</b>			
<b>Details:</b>	FIRST FIXED CHARGE OVER ALL AMOUNTS DUE, OWING OR PAYABLE TO THE COMPANY BY BUYERS ON WMOM THE COMPANY HOLDS CREDIT RISKINSURANCE COVER UNDER CONTRACTS FOR THE SALE OF GOODS ON CREDIT TERMS NOT EXCEEDING 180 DAYS FROM THE DATE OF DESPATCH OR DELIVERYSEE THE MORTGAGE CHARGE DOCUMENT FOR FULL DETAILS		

<b>Mortgage Type:</b>	FIXED CHARGE		
<b>Date Charge Created:</b>	08/03/94		
<b>Date Charge Registered:</b>	22/03/94		
<b>Date Charge Satisfied:</b>	17/07/12		
<b>Status:</b>	SATISFIED		
<b>Person(s) Entitled:</b>	BARCLAYS BANK PLC		
<b>Amount Secured:</b>			
<b>Details:</b>	FIRST FIXED CHARGE OVER ALL AMOUNTS DUE, OWING OR PAYABLE TO THE COMPANY BY THEBUYERS ON WHOM THE COMPANY HOLDS CREDITRISK INSURANCE COVER UNDER CONTRACTS ENTERED INTO BY THE COMPANY FOR THE SALE OF GOODS ON CREDIT TERMSSEE THE MORTGAGE CHARGE DOCUMENT FOR FULL DETAILS		
<b>Mortgage Type:</b>	CHARGE		
<b>Date Charge Created:</b>	23/07/92		
<b>Date Charge Registered:</b>	07/08/92		
<b>Date Charge Satisfied:</b>	17/07/12		
<b>Status:</b>	SATISFIED		
<b>Person(s) Entitled:</b>	BARCLAYS BANK PLC		
<b>Amount Secured:</b>			
<b>Details:</b>	FIXED CHARGE ALL AMOUNTS DUE OWING OR PAYABLE TO THE COMPANYPLEASE SEE DOC M498C FOR DETAILS		

<b>Mortgage Type:</b>	LEGAL CHARGE		
<b>Date Charge Created:</b>	12/05/89		
<b>Date Charge Registered:</b>	24/05/89		
<b>Date Charge Satisfied:</b>	17/07/12		
<b>Status:</b>	SATISFIED		
<b>Person(s) Entitled:</b>	BARCLAYS BANK PLC		
<b>Amount Secured:</b>			
<b>Details:</b>	UNIT 5, 97 VICTORIA ROAD, NORTH ACTON, L/B OF EALING TITLE NO NGL 565969		

## **PREVIOUS DIRECTOR/COMPANY SECRETARIES**

	No Previous Director Details		
Total Persons With Significant Control	1	Total Statements	0
Active	1	Active	0
Ceased	0	Ceased	0

## **ACTIVE PERSONS WITH SIGNIFICANT CONTROL**

Name	Mr Chanchal Singh Chowdhry	Kind	Individual Person With Significant Control
Address	9 Seagrave Road, London	Country Of Residence	England
Post Code	SW6 1RP	Nationality	British
Date of Birth	10/1946	Notified On	19/07/2016
Nature Of Control	Ownership of shares - between 50% and 75%		

## **CEASED PERSONS WITH SIGNIFICANT CONTROL**

No Ceased Persons With Significant Control To Display

## **ACTIVE STATEMENTS**

No Active Statements To Display

## **CEASED STATEMENTS**

No Ceased Statements To Display

**FOREIGN EXCHANGE RATES**

Currency	Unit	Indian Rupees
US Dollar	1	INR 71.80
UK Pound	1	INR 91.92
Euro	1	INR 81.46
GBP	1	INR 92.17

**Note** : Above are approximate rates obtained from sources believed to be correct

**INFORMATION DETAILS**

Analysis Done by :	VIV
Report Prepared by :	TRU

**DISCLAIMER** : This Report is **PRIVATE & CONFIDENTIAL** and it is prepared at the request of and for its use by the Subscriber only. The Subscriber shall use the contents of the Report merely as an aid to its business. Mira Inform Private Limited ("MIPL") has collated information/data in the Report, which have not been verified unless otherwise specifically mentioned in the Report. The Subscriber shall independently verify the accuracy and correctness of the information/data before in any way acting upon the same. MIPL shall not be liable for any harm, injury, loss or damage caused to the Subscriber due to default by the Subscriber's debtors/beneficiaries in fulfilling their obligations of any nature whatsoever. This Report or any of its portion shall not be used as a documentary evidence or otherwise before any investigative agencies or forum of law. This Report is confidential and proprietary to MIPL. The Subscriber and/or any other person(s) may not reproduce, publish or disclose any of the contents of the Report to others without the express authorization of MIPL. This Report is prepared and issued to the Subscriber without any risk, responsibility or liability on the part of MIPL or its officials.

**RATING EXPLANATIONS**

Credit Rating	Explanation	Rating Comments
A++	Minimum Risk	Business dealings permissible with minimum risk of default
A+	Low Risk	Business dealings permissible with low risk of default
A	Acceptable Risk	Business dealings permissible with moderate risk of default
B	Medium Risk	Business dealings permissible on a regular monitoring basis
C	Medium High Risk	Business dealings permissible preferably on secured basis
D	High Risk	Business dealing not recommended or on secured terms only
NB	New Business	No recommendation can be done due to business in infancy stage
NT	No Trace	No recommendation can be done as the business is not traceable

NB is stated where there is insufficient information to facilitate rating. However, it is not to be considered as unfavourable.

This score serves as a reference to assess SC's credit risk and to set the amount of credit to be extended. It is calculated from a composite of weighted scores obtained from each of the major sections of this report. The assessed factors are as follows:

- Financial condition covering various ratios
- Company background and operations size
- Promoters / Management background
- Payment record
- Litigation against the subject
- Industry scenario / competitor analysis
- Supplier / Customer / Banker review (wherever available)