

MIRA INFORM REPORT

Report No. :	539690
Report Date :	17.11.2018

IDENTIFICATION DETAILS

Name :	FURZELAND LIMITED
Formerly Known As :	PITCOMP 291 LIMITED
Registered Office :	3 Fleming Road Newbury Berkshire Rg14 2de
Country :	United Kingdom
Financials (as on) :	28.02.2017
Date of Incorporation :	15.08.2002
Com. Reg. No.:	04512368
Legal Form :	Private limited with Share Capital
Line of Business :	Manufacture of Tools
No. of Employees :	20 (2017)

RATING & COMMENTS

(Mira Inform has adopted New Rating mechanism w.e.f. 23rd January 2017)

MIRA's Rating :

C

Credit Rating	Explanation	Rating Comments
C	Medium High Risk	Business dealings permissible preferably on secured basis

Status :	Moderate
Payment Behaviour :	Slow
Litigation :	Clear

NOTES :

Any query related to this report can be made on e-mail : infodept@mirainform.com while quoting report number, name and date.

ECGC Country Risk Classification List

Country Name	Previous Rating (30.06.2018)	Current Rating (30.09.2018)
United Kingdom	A1	A1

Risk Category	ECGC Classification
Insignificant	A1
Low Risk	A2
Moderately Low Risk	B1
Moderate Risk	B2
Moderately High Risk	C1
High Risk	C2
Very High Risk	D

UNITED KINGDOM - ECONOMIC OVERVIEW

The UAE has an open economy with a high per capita income and a sizable annual trade surplus. Successful efforts at economic diversification have reduced the portion of GDP from the oil and gas sector to 30%.

Since the discovery of oil in the UAE nearly 60 years ago, the country has undergone a profound transformation from an impoverished region of small desert principalities to a modern state with a high standard of living. The government has increased spending on job creation and infrastructure expansion and is opening up utilities to greater private sector involvement. The country's free trade zones - offering 100% foreign ownership and zero taxes - are helping to attract foreign investors.

The global financial crisis of 2008-09, tight international credit, and deflated asset prices constricted the economy in 2009. UAE authorities tried to blunt the crisis by increasing spending and boosting liquidity in the banking sector. The crisis hit Dubai hardest, as it was heavily exposed to depressed real estate prices. Dubai lacked sufficient cash to meet its debt obligations, prompting global concern about its solvency and ultimately a \$20 billion bailout from the UAE Central Bank and Abu Dhabi Government that was refinanced in March 2014.

The UAE's dependence on oil is a significant long-term challenge, although the UAE is one of the most diversified countries in the Gulf Cooperation Council. Low oil prices have prompted the UAE to cut expenditures, including on some social programs, but the UAE has sufficient assets in its sovereign investment funds to cover its deficits. The government reduced fuel subsidies in August 2015, and introduced excise taxes (50% on sweetened carbonated beverages and 100% on energy drinks and tobacco) in October 2017. A five-percent value-added tax was introduced in January 2018. The UAE's strategic plan for the next few years focuses on economic diversification, promoting the UAE as a global trade and tourism hub, developing industry, and creating more job opportunities for nationals through improved education and increased private sector employment.

Source : CIA

COMPANY NAME AND ADDRESS

Company Name: FURZELAND LIMITED
Company No: 04512368
Registered Address: 3 FLEMING ROAD NEWBURY BERKSHIRE RG14 2DE

COMPANY SUMMARY

Registered Address 3 FLEMING ROAD
NEWBURY
BERKSHIRE
RG14 2DE

Trading Address 3 Fleming Road
Newbury
Berkshire
RG14 2DE

Website Address <http://www.acedes.co.uk>

Telephone Number 01635524252

Fax Number

TPS No

FPS Yes

Incorporation Date 15/08/2002

Previous Name PITCOMP 291 LIMITED

Type Private limited with Share Capital

FTSE Index -

Date of Change 03/12/2002

Filing Date of Accounts 27/11/2017

Currency GBP

Share Capital £170,001

FURZELAND LIMITED - 539690

PAGE NO. : 5

SIC07	25730
Charity Number	-
SIC07 Description	MANUFACTURE OF TOOLS
Principal Activity	Manufacture of tools, mfr of metalworking tools. Trading as = 'Acedes Gear Tools'.

ADDITIONAL INFORMATION

CCJ's	0 (£0)
No CCJ Information To Display	
Ultimate Holding Company	-
Accountant	M R SALVAGE LIMITED
Mortgages	4
Group	0 companies
Linkages	0 companies
Countries	In 0 countries

KEY FINANCIALS

Year to Date	Turnover	Pre Tax Profit	Shareholder's Funds	Employees
28/02/2017	-	-	-£94,791	20
28/02/2016	-	-	-£97,361	-
28/02/2015	-	-	-£19,814	-

MORTGAGE SUMMARY

Total Mortgage	4
Outstanding	2
Satisfied	2

TRADE DEBTORS / BAD DEBT SUMMARY

Total Number of Documented Trade	0
Total Value of Documented Trade	£0

DISCLAIMER : This Report is **PRIVATE & CONFIDENTIAL** and it is prepared at the request of and for its use by the Subscriber only. The Subscriber shall use the contents of the Report merely as an aid to its business. Mira Inform Private Limited ("MIPL") has collated information/data in the Report, which have not been verified unless otherwise specifically mentioned in the Report. The Subscriber shall independently verify the accuracy and correctness of the information/data before in any way acting upon the same. MIPL shall not be liable for any harm, injury, loss or damage caused to the Subscriber due to default by the Subscriber's debtors/beneficiaries in fulfilling their obligations of any nature whatsoever. This Report or any of its portion shall not be used as a documentary evidence or otherwise before any investigative agencies or forum of law. This Report is confidential and proprietary to MIPL. The Subscriber and/or any other person(s) may not reproduce, publish or disclose any of the contents of the Report to others without the express authorization of MIPL. This Report is prepared and issued to the Subscriber without any risk, responsibility or liability on the part of MIPL or its officials.

COMMENTARY

This company has made late payments on a medium percentage of invoices.
The latest Balance Sheet indicates a positive net working capital position.
The negative debt/equity ratio indicates a Balance Sheet deficiency funded by creditors/debt.
This company trades in an industry with a higher level of corporate failures.

CCJ

Total Number of Exact CCJs -	0	Total Value of Exact CCJs -	
Total Number of Possible CCJs -	0	Total Value of Possible CCJs -	
Total Number of Satisfied CCJs -	0	Total Value of Satisfied CCJs -	
Total Number of Writs -	-		

Total Current Directors	3	Total Current Secretaries	1
Total Previous Directors / Company Secretaries	2	Total Person's With Significant Control	2

CURRENT DIRECTORS

Title	Ms	Function	Director
Name	Christine Sherriff	Nationality	British
Date of Birth	12/1948	Present Appointments	1
Latest Address	3 Fleming Road, Newbury, Berkshire	Appointment Date	03/12/2002
Post Code	RG14 2DE		
Other Actions	View Director Report	View Consumer Report	View AML Report
	View Trace Report	View Compliance Report	
Title	Mr	Function	Director
Name	Paul Francis Sherriff	Nationality	British
Date of Birth	04/1949	Present Appointments	2
Latest Address	3 Fleming Road, Newbury, Berkshire	Appointment Date	29/11/2002
Post Code	RG14 2DE		
Other Actions	View Director Report	View Consumer Report	View AML Report
	View Trace Report	View Compliance Report	

Title	Mr	Function	Director
Name	Anthony Maxwell Coleman	Nationality	British
Date of Birth	12/1946	Present Appointments	1
Latest Address	Oak House, The Ridge, Cold Ash, Berkshire	Appointment Date	16/08/2006
Post Code	RG18 9HX		
Other Actions	View Director Report	View Consumer Report	View AML Report
	View Trace Report	View Compliance Report	

CURRENT COMPANY SECRETARY

Title	Mr	Function	Company Secretary
Name	Paul Francis Sherriff	Nationality	British
Date of Birth	04/1949	Present Appointments	4
Latest Address	15 Stoney Lane, Shaw, Newbury, Berkshire	Appointment Date	03/12/2002
Post Code	RG14 2NG		
Other Actions		View Consumer Report	View Trace Report
	View Compliance Report		

TOP SHAREHOLDERS
















Name	Currency	Share Count	Share Type	Nominal Value	% of Total Share Count
KINGS ARMS YARD VCT PLC	GBP	200,000	ORDINARY D	0.1	57.14
PAUL FRANCIS SHERRIFF	GBP	58,801	ORDINARY	1	16.8
ANTHONY MAXWELL COLEMAN	GBP	39,200	ORDINARY	1	11.2
CHRISTINE SHERRIFF	GBP	30,000	ORDINARY A	1	8.57
ANTHONY MAXWELL COLEMAN	GBP	20,000	ORDINARY A	1	5.71
CHRISTINE SHERRIFF	GBP	200	ORDINARY B	1	0.06
ANDREW DAVID SHERRIFF	GBP	200	ORDINARY B	1	0.06
TRUSTEES OF SADIE HAWKINS	GBP	200	ORDINARY C	1	0.06
TRUSTEES OF JORDAN SHERRIFF	GBP	200	ORDINARY C	1	0.06
CHRISTINE SHERRIFF	GBP	200	ORDINARY C	1	0.06

DISCLAIMER : This Report is **PRIVATE & CONFIDENTIAL** and it is prepared at the request of and for its use by the Subscriber only. The Subscriber shall use the contents of the Report merely as an aid to its business. Mira Inform Private Limited ("MIPL") has collated information/data in the Report, which have not been verified unless otherwise specifically mentioned in the Report. The Subscriber shall independently verify the accuracy and correctness of the information/data before in any way acting upon the same. MIPL shall not be liable for any harm, injury, loss or damage caused to the Subscriber due to default by the Subscriber's debtors/beneficiaries in fulfilling their obligations of any nature whatsoever. This Report or any of its portion shall not be used as a documentary evidence or otherwise before any investigative agencies or forum of law. This Report is confidential and proprietary to MIPL. The Subscriber and/or any other person(s) may not reproduce, publish or disclose any of the contents of the Report to others without the express authorization of MIPL. This Report is prepared and issued to the Subscriber without any risk, responsibility or liability on the part of MIPL or its officials.

ELIZABETH HAWKINS	GBP	200	ORDINARY B	1	0.06
TRUSTEE OF DANIEL HAWKINS	GBP	200	ORDINARY C	1	0.06
PAUL FRANCIS SHERRIFF	GBP	200	ORDINARY C	1	0.06
STACEY CATHERINE CHRISTINE SHERRIFF	GBP	200	ORDINARY B	1	0.06
PAUL FRANCIS SHERRIFF	GBP	200	ORDINARY B	1	0.06

















FINANCIALS

Profit & Loss


	Date Of Accounts	28/02/17	(%)	28/02/16	(%)	28/02/15	(%)	28/02/14	(%)	28/02/13
	Weeks	52	(%)	52	(%)	52	(%)	52	(%)	52
	Currency	GBP	(%)	GBP	(%)	GBP	(%)	GBP	(%)	GBP
	Consolidated A/cs	N	(%)	N	(%)	N	(%)	N	(%)	N
	Turnover	-	-	-	-	-	-	-	-	-
	Export	-	-	-	-	-	-	-	-	-
	Cost of Sales	-	-	-	-	-	-	-	-	-
	Gross Profit	-	-	-	-	-	-	-	-	-
	Wages & Salaries	-	-	-	-	-	-	-	-	-
	Directors Emoluments	-	-	-	-	-	-	-	-	-
	Operating Profit	-	-	-	-	-	-	-	-	-
	Depreciation	£24,569	- 25.7%	£33,075	- 1%	£33,407	8.4%	£30,828	- 14.6%	£36,098
	Audit Fees	-	-	-	-	-	-	-	-	-
	Interest Payments	-	-	-	-	-	-	-	-	-
	Pre Tax Profit	-	-	-	-	-	-	-	-	-
	Taxation	-	-	-	-	-	-	-	-	-
	Profit After Tax	-	-	-	-	-	-	-	-	-
	Dividends Payable	-	-	-	-	-	-	-	-	-
	Retained Profit	-	-	-	-	-	-	-	-	-

DISCLAIMER : This Report is **PRIVATE & CONFIDENTIAL** and it is prepared at the request of and for its use by the Subscriber only. The Subscriber shall use the contents of the Report merely as an aid to its business. Mira Inform Private Limited ("MIPL") has collated information/data in the Report, which have not been verified unless otherwise specifically mentioned in the Report. The Subscriber shall independently verify the accuracy and correctness of the information/data before in any way acting upon the same. MIPL shall not be liable for any harm, injury, loss or damage caused to the Subscriber due to default by the Subscriber's debtors/beneficiaries in fulfilling their obligations of any nature whatsoever. This Report or any of its portion shall not be used as a documentary evidence or otherwise before any investigative agencies or forum of law. This Report is confidential and proprietary to MIPL. The Subscriber and/or any other person(s) may not reproduce, publish or disclose any of the contents of the Report to others without the express authorization of MIPL. This Report is prepared and issued to the Subscriber without any risk, responsibility or liability on the part of MIPL or its officials.






Balance Sheet

	Date Of Accounts	28/02/17	(%)	28/02/16	(%)	28/02/15	(%)	28/02/14	(%)	28/02/13
	Tangible Assets	£109,154	-6%	£116,136	-12.3%	£132,387	-7%	£142,351	-10.1%	£158,298
	Intangible Assets	£65,628	-14.6%	£76,878	-12.8%	£88,128	-11.3%	£99,378	-10.2%	£110,628
	Total Fixed Assets	£174,782	-9.4%	£193,014	-12.5%	£220,515	-8.8%	£241,729	-10.1%	£268,926
	Stock	£186,943	9.1%	£171,340	-11%	£192,440	-14.7%	£225,693	2.4%	£220,339
	Trade Debtors	£218,922	52.7%	£143,378	-26.4%	£194,810	-8.4%	£212,650	-5.7%	£225,598
	Cash	£12,425	-46.1%	£23,046	-36.1%	£36,062	122.9%	£16,175	1.1%	£16,006
	Other Debtors	0	-	0	-	0	-	0	-	0
	Miscellaneous Current Assets	0	-	0	-	0	-	0	-	0
	Total Current Assets	£418,290	23.8%	£337,764	-20.2%	£423,312	-6.9%	£454,518	-1.6%	£461,943
	Trade Creditors	£374,216	19.3%	£313,763	-16.2%	£374,537	-9.8%	£415,192	15.6%	£359,252
	Bank Loans & Overdrafts	0	-	0	-	0	-	0	-	0
	Other Short Term Finance	0	-	0	-	0	-	0	-	0
	Miscellaneous Current Liabilities	0	-	0	-	0	-	0	-	0
	Total Current Liabilities	£374,216	19.3%	£313,763	-16.2%	£374,537	-9.8%	£415,192	15.6%	£359,252
	Bank Loans & Overdrafts and LTL	£313,647	-0.2%	£314,376	8.7%	£289,104	50%	£192,790	38.1%	£139,623
	Other Long Term Finance	0	-	0	-	0	-	0	-	0






DISCLAIMER : This Report is **PRIVATE & CONFIDENTIAL** and it is prepared at the request of and for its use by the Subscriber only. The Subscriber shall use the contents of the Report merely as an aid to its business. Mira Inform Private Limited ("MIPL") has collated information/data in the Report, which have not been verified unless otherwise specifically mentioned in the Report. The Subscriber shall independently verify the accuracy and correctness of the information/data before in any way acting upon the same. MIPL shall not be liable for any harm, injury, loss or damage caused to the Subscriber due to default by the Subscriber's debtors/beneficiaries in fulfilling their obligations of any nature whatsoever. This Report or any of its portion shall not be used as a documentary evidence or otherwise before any investigative agencies or forum of law. This Report is confidential and proprietary to MIPL. The Subscriber and/or any other person(s) may not reproduce, publish or disclose any of the contents of the Report to others without the express authorization of MIPL. This Report is prepared and issued to the Subscriber without any risk, responsibility or liability on the part of MIPL or its officials.

	Total Long Term Liabilities	£313,647	-0.2%	£314,376	8.7%	£289,104	50%	£192,790	38.1%	£139,623
---	-----------------------------	----------	-------	----------	------	----------	-----	----------	-------	----------



Capital & Reserves

	Date Of Accounts	28/02/17	(%)	28/02/16	(%)	28/02/15	(%)	28/02/14	(%)	28/02/13
	Called Up Share Capital	£135,000	-	£135,000	-	£135,000	-	£135,000	-	£135,000
	P & L Account Reserve	-£431,833	0.6%	-£434,403	-21.7%	-£356,856	-43.4%	-£248,777	136.8%	-£105,048
	Revaluation Reserve	-	-	-	-	-	-	-	-	-
	Sundry Reserves	£202,042	-	£202,042	-	£202,042	-	£202,042	-	£202,042
	Shareholder Funds	-£94,791	2.6%	-£97,361	-391.4%	-£19,814	-122.4%	£88,265	-62%	£231,994

Other Financial Items

	Date Of Accounts	28/02/17	(%)	28/02/16	(%)	28/02/15	(%)	28/02/14	(%)	28/02/13
	Net Worth	-£160,419	7.9%	-£174,239	-61.4%	-£107,942	871.3%	-£11,113	109.2%	£121,366
	Working Capital	£44,074	83.6%	£24,001	-50.8%	£48,775	24%	£39,326	-61.7%	£102,691
	Total Assets	£593,072	11.7%	£530,778	-17.6%	£643,827	-7.5%	£696,247	-4.7%	£730,869
	Total Liabilities	£687,863	9.5%	£628,139	-5.3%	£663,641	9.2%	£607,982	21.9%	£498,875
	Net Assets	-£94,791	2.6%	-£97,361	-391.4%	-£19,814	-122.4%	£88,265	-62%	£231,994















Miscellaneous

	Date Of Accounts	28/02/17	(%)	28/02/16	(%)	28/02/15	(%)	28/02/14	(%)	28/02/13
	Contingent Liability	NO	-	NO	-	NO	-	NO	-	NO
	Capital Employed	£218,856	0.8%	£217,015	-19.4%	£269,290	-4.2%	£281,055	-24.4%	£371,617
	Number of Employees	20	-	-	-	-	-	-	-	-
	Accountants	M R SALVAGE LIMITED								

DISCLAIMER : This Report is **PRIVATE & CONFIDENTIAL** and it is prepared at the request of and for its use by the Subscriber only. The Subscriber shall use the contents of the Report merely as an aid to its business. Mira Inform Private Limited ("MIPL") has collated information/data in the Report, which have not been verified unless otherwise specifically mentioned in the Report. The Subscriber shall independently verify the accuracy and correctness of the information/data before in any way acting upon the same. MIPL shall not be liable for any harm, injury, loss or damage caused to the Subscriber due to default by the Subscriber's debtors/beneficiaries in fulfilling their obligations of any nature whatsoever. This Report or any of its portion shall not be used as a documentary evidence or otherwise before any investigative agencies or forum of law. This Report is confidential and proprietary to MIPL. The Subscriber and/or any other person(s) may not reproduce, publish or disclose any of the contents of the Report to others without the express authorization of MIPL. This Report is prepared and issued to the Subscriber without any risk, responsibility or liability on the part of MIPL or its officials.

	Auditors	
	Auditor Comments	The company is exempt from audit
	Bankers	
	Bank Branch Code	

Ratios

	Date Of Accounts	28/02/17	28/02/16	28/02/15	28/02/14	28/02/13
	Pre-tax profit margin %	-	-	-	-	-
	Current ratio	1.12	1.08	1.13	1.09	1.29
	Sales/Net Working Capital	-	-	-	-	-
	Gearing %	-330.90	-322.90	-1459.10	218.40	60.20
	Equity in %	-18	-21.40	-3.60	14.80	37.40
	Creditor Days	-	-	-	-	-
	Debtor Days	-	-	-	-	-
	Liquidity/Acid Test	0.61	0.53	0.61	0.55	0.67
	Return On Capital Employed %	-	-	-	-	-
	Return On Total Assets Employed %	-	-	-	-	-
	Current Debt Ratio	-3.94	-3.22	-18.90	4.70	1.54
	Total Debt Ratio	-7.25	-6.45	-33.49	6.88	2.15
	Stock Turnover Ratio %	-	-	-	-	-
	Return on Net Assets Employed %	-	-	-	-	-

EVENT HISTORY VIEW DOCUMENTS

Date	Description
08/09/2018	Confirmation Statement
30/11/2017	New Accounts Filed
25/08/2017	Confirmation Statement
10/05/2017	Payment Data Update Received
24/11/2016	New Accounts Filed
07/09/2016	Annual Returns
08/06/2016	Change in Reg.Office
08/06/2016	Change of Company Postcode
19/03/2016	Payment Data Update Received
02/12/2015	New Accounts Filed

DISCLAIMER : This Report is **PRIVATE & CONFIDENTIAL** and it is prepared at the request of and for its use by the Subscriber only. The Subscriber shall use the contents of the Report merely as an aid to its business. Mira Inform Private Limited ("MIPL") has collated information/data in the Report, which have not been verified unless otherwise specifically mentioned in the Report. The Subscriber shall independently verify the accuracy and correctness of the information/data before in any way acting upon the same. MIPL shall not be liable for any harm, injury, loss or damage caused to the Subscriber due to default by the Subscriber's debtors/beneficiaries in fulfilling their obligations of any nature whatsoever. This Report or any of its portion shall not be used as a documentary evidence or otherwise before any investigative agencies or forum of law. This Report is confidential and proprietary to MIPL. The Subscriber and/or any other person(s) may not reproduce, publish or disclose any of the contents of the Report to others without the express authorization of MIPL. This Report is prepared and issued to the Subscriber without any risk, responsibility or liability on the part of MIPL or its officials.

20/11/2015	Payment Data Update Received
17/09/2015	Annual Returns
07/12/2014	New Accounts Filed
30/09/2014	Annual Returns
21/11/2013	New Accounts Filed

PREVIOUS COMPANY NAMES

Date	Previous Name
03/12/2002	PITCOMP 291 LIMITED

WRIT DETAILS

No writs found

STATISTICS

Group	-
Linkages	0 companies
Countries	In 0 countries

SUMMARY

Holding Company	-
Ownership Status	
Ultimate Holding Company	-

GROUP STRUCTURE FULL

No Group Structure

STATISTICS

Group	0 companies
-------	-------------

DISCLAIMER : This Report is **PRIVATE & CONFIDENTIAL** and it is prepared at the request of and for its use by the Subscriber only. The Subscriber shall use the contents of the Report merely as an aid to its business. Mira Inform Private Limited ("MIPL") has collated information/data in the Report, which have not been verified unless otherwise specifically mentioned in the Report. The Subscriber shall independently verify the accuracy and correctness of the information/data before in any way acting upon the same. MIPL shall not be liable for any harm, injury, loss or damage caused to the Subscriber due to default by the Subscriber's debtors/beneficiaries in fulfilling their obligations of any nature whatsoever. This Report or any of its portion shall not be used as a documentary evidence or otherwise before any investigative agencies or forum of law. This Report is confidential and proprietary to MIPL. The Subscriber and/or any other person(s) may not reproduce, publish or disclose any of the contents of the Report to others without the express authorization of MIPL. This Report is prepared and issued to the Subscriber without any risk, responsibility or liability on the part of MIPL or its officials.

Linkages	0 companies
Countries	In 0 countries

MORTGAGE DETAILS

Mortgage Type:	DEBENTURE		
Date Charge Created:	15/02/08		
Date Charge Registered:	19/02/08		
Date Charge Satisfied:	-		
Status:	OUTSTANDING		
Person(s) Entitled:	CLOSE INVOICE FINANCE LIMITED		
Amount Secured:	ALL MONIES DUE OR TO BECOME DUE FROM THE COMPANY TO THE CHARGE		
Details:	01 SEE THE MORTGAGE CHARGE DOCUMENT FOR FULL DETAILS		
Mortgage Type:	RENT DEPOSIT DEED		
Date Charge Created:	26/07/04		
Date Charge Registered:	29/07/04		
Date Charge Satisfied:	02/12/14		
Status:	SATISFIED		
Person(s) Entitled:	PARSHOTT COMPANY LIMITED;		
Amount Secured:			
Details:	DEPOSIT OF £32,500SEE THE MORTGAGE CHARGE DOCUMENT FOR FULL DETAILS		

Mortgage Type:	DEBENTURE		
Date Charge Created:	17/01/03		
Date Charge Registered:	27/01/03		
Date Charge Satisfied:	-		
Status:	OUTSTANDING		
Person(s) Entitled:	SVENSKA HANDELSBANKEN AB (PUBL)		
Amount Secured:	ALL MONIES DUE OR TO BECOME DUE FROM THE COMPANY TO THE CHARGE UNDER THE TERMS OF THE AFOREMENTIONED INSTRUMENT CREATING OR EVIDENCING THE CHARGE		
Details:	FIXED AND FLOATING CHARGES OVER THE UNDERTAKING AND ALL PROPERTY AND ASSETS PRESENT AND FUTURE INCLUDING GOODWILL BOOK DEBTS UNCALLED CAPITAL BUILDINGS FIXTURES FIXED PLANT AND MACHINERY SEE THE MORTGAGE CHARGE DOCUMENT FOR FULL DETAILS		
Mortgage Type:	ALL ASSET DEBENTURE		
Date Charge Created:	17/01/03		
Date Charge Registered:	22/01/03		
Date Charge Satisfied:	02/12/14		
Status:	SATISFIED		
Person(s) Entitled:	EUROFACTOR (UK) LIMITED;		
Amount Secured:			

DISCLAIMER : This Report is **PRIVATE & CONFIDENTIAL** and it is prepared at the request of and for its use by the Subscriber only. The Subscriber shall use the contents of the Report merely as an aid to its business. Mira Inform Private Limited ("MIPL") has collated information/data in the Report, which have not been verified unless otherwise specifically mentioned in the Report. The Subscriber shall independently verify the accuracy and correctness of the information/data before in any way acting upon the same. MIPL shall not be liable for any harm, injury, loss or damage caused to the Subscriber due to default by the Subscriber's debtors/beneficiaries in fulfilling their obligations of any nature whatsoever. This Report or any of its portion shall not be used as a documentary evidence or otherwise before any investigative agencies or forum of law. This Report is confidential and proprietary to MIPL. The Subscriber and/or any other person(s) may not reproduce, publish or disclose any of the contents of the Report to others without the express authorization of MIPL. This Report is prepared and issued to the Subscriber without any risk, responsibility or liability on the part of MIPL or its officials.

Details:	ALL ASSETS OF THE COMPANY BY WAY OF A FIRST FIXED AND FLOATING CHARGE
----------	---

PREVIOUS DIRECTOR/COMPANY SECRETARIES

Name	Current Active Appointments	Previous Appointments	Dissolved Companies
CASTLE NOTORNIS LIMITED	0	15	9
PITSEC LIMITED	0	14	9
Total Persons With Significant Control	2	Total Statements	0
Active	2	Active	0
Ceased	0	Ceased	0

ACTIVE PERSONS WITH SIGNIFICANT CONTROL

Name	Mr Paul Francis Sherriff	Kind	Individual Person With Significant Control
Address	3 Fleming Road, Newbury, Berkshire	Country Of Residence	England
Post Code	RG14 2DE	Nationality	English
Date of Birth	04/1949	Notified On	06/04/2016
Nature Of Control	Ownership of shares - between 50% and 75%		
Name	Mr Anthony Maxwell Coleman	Kind	Individual Person With Significant Control
Address	3 Fleming Road, Newbury, Berkshire	Country Of Residence	England
Post Code	RG14 2DE	Nationality	British
Date of Birth	12/1946	Notified On	06/04/2016
Nature Of Control	Ownership of shares - between 25% and 50%		

CEASED PERSONS WITH SIGNIFICANT CONTROL

No Ceased Persons With Significant Control To Display

ACTIVE STATEMENTS

No Active Statements To Display

CEASED STATEMENTS

No Ceased Statements To Display

FOREIGN EXCHANGE RATES

Currency	Unit	Indian Rupees
US Dollar	1	INR 71.80
UK Pound	1	INR 91.92
Euro	1	INR 81.46
GBP	1	INR 92.17

Note : Above are approximate rates obtained from sources believed to be correct

INFORMATION DETAILS

Analysis Done by :	VIVR
Report Prepared by :	KET

DISCLAIMER : This Report is **PRIVATE & CONFIDENTIAL** and it is prepared at the request of and for its use by the Subscriber only. The Subscriber shall use the contents of the Report merely as an aid to its business. Mira Inform Private Limited ("MIPL") has collated information/data in the Report, which have not been verified unless otherwise specifically mentioned in the Report. The Subscriber shall independently verify the accuracy and correctness of the information/data before in any way acting upon the same. MIPL shall not be liable for any harm, injury, loss or damage caused to the Subscriber due to default by the Subscriber's debtors/beneficiaries in fulfilling their obligations of any nature whatsoever. This Report or any of its portion shall not be used as a documentary evidence or otherwise before any investigative agencies or forum of law. This Report is confidential and proprietary to MIPL. The Subscriber and/or any other person(s) may not reproduce, publish or disclose any of the contents of the Report to others without the express authorization of MIPL. This Report is prepared and issued to the Subscriber without any risk, responsibility or liability on the part of MIPL or its officials.

RATING EXPLANATIONS

Credit Rating	Explanation	Rating Comments
A++	Minimum Risk	Business dealings permissible with minimum risk of default
A+	Low Risk	Business dealings permissible with low risk of default
A	Acceptable Risk	Business dealings permissible with moderate risk of default
B	Medium Risk	Business dealings permissible on a regular monitoring basis
C	Medium High Risk	Business dealings permissible preferably on secured basis
D	High Risk	Business dealing not recommended or on secured terms only
NB	New Business	No recommendation can be done due to business in infancy stage
NT	No Trace	No recommendation can be done as the business is not traceable

NB is stated where there is insufficient information to facilitate rating. However, it is not to be considered as unfavourable.

This score serves as a reference to assess SC's credit risk and to set the amount of credit to be extended. It is calculated from a composite of weighted scores obtained from each of the major sections of this report. The assessed factors are as follows:

- Financial condition covering various ratios
- Company background and operations size
- Promoters / Management background
- Payment record
- Litigation against the subject
- Industry scenario / competitor analysis
- Supplier / Customer / Banker review (wherever available)