

MIRA INFORM REPORT

Report No. :	539385
Report Date :	14.11.2018

IDENTIFICATION DETAILS

Name :	GEMINI WHOLESALERS LIMITED
Formerly Known As :	GEMINI CASH AND CARRY LIMITED
Registered Office :	Unit 14 Wedgwood Court, Off Wedgwood Way, Stevenage, SG1 4QR
Country :	United Kingdom
Financials (as on) :	30.11.2016
Date of Incorporation :	19.07.2010
Com. Reg. No.:	07318860
Legal Form :	Private Limited with Share Capital
Line of Business :	Wholesale Of Fruit And Vegetable Juices, Mineral Water And Soft Drinks
No. of Employees :	Not Available

RATING & COMMENTS

(Mira Inform has adopted New Rating mechanism w.e.f. 23rd January 2017)

MIRA's Rating :	C
-----------------	---

Credit Rating	Explanation	Rating Comments
C	Medium High Risk	Business dealings permissible preferably on secured basis

Status :	Moderate
Payment Behaviour :	Slow
Litigation :	Clear

NOTES :

DISCLAIMER : This Report is **PRIVATE & CONFIDENTIAL** and it is prepared at the request of and for its use by the Subscriber only. The Subscriber shall use the contents of the Report merely as an aid to its business. Mira Inform Private Limited ("MIPL") has collated information/data in the Report, which have not been verified unless otherwise specifically mentioned in the Report. The Subscriber shall independently verify the accuracy and correctness of the information/data before in any way acting upon the same. MIPL shall not be liable for any harm, injury, loss or damage caused to the Subscriber due to default by the Subscriber's debtors/beneficiaries in fulfilling their obligations of any nature whatsoever. This Report or any of its portion shall not be used as a documentary evidence or otherwise before any investigative agencies or forum of law. This Report is confidential and proprietary to MIPL. The Subscriber and/or any other person(s) may not reproduce, publish or disclose any of the contents of the Report to others without the express authorization of MIPL. This Report is prepared and issued to the Subscriber without any risk, responsibility or liability on the part of MIPL or its officials.

Any query related to this report can be made on e-mail : infodept@mirainform.com while quoting report number, name and date.

ECGC Country Risk Classification List

Country Name	Previous Rating (30.06.2018)	Current Rating (30.09.2018)
United Kingdom	A1	A1

Risk Category	ECGC Classification
Insignificant	A1
Low Risk	A2
Moderately Low Risk	B1
Moderate Risk	B2
Moderately High Risk	C1
High Risk	C2
Very High Risk	D

UNITED KINGDOM - ECONOMIC OVERVIEW

The UK, a leading trading power and financial center, is the third largest economy in Europe after Germany and France. Agriculture is intensive, highly mechanized, and efficient by European standards, producing about 60% of food needs with less than 2% of the labor force. The UK has large coal, natural gas, and oil resources, but its oil and natural gas reserves are declining; the UK has been a net importer of energy since 2005. Services, particularly banking, insurance, and business services, are key drivers of British GDP growth. Manufacturing, meanwhile, has declined in importance but still accounts for about 10% of economic output.

In 2008, the global financial crisis hit the economy particularly hard, due to the importance of its financial sector. Falling home prices, high consumer debt, and the global economic slowdown compounded the UK's economic problems, pushing the economy into recession in the latter half of 2008 and prompting the then BROWN (Labour) government to implement a number of measures to stimulate the economy and stabilize the financial markets. Facing burgeoning public deficits and debt levels, in 2010 the then CAMERON-led coalition government (between Conservatives and Liberal Democrats) initiated an austerity program, which has continued under the Conservative government. However, the deficit still remains one of the highest in the G7, standing at 3.6% of GDP as of 2017, and the UK has pledged to lower its corporation tax from 20% to 17% by 2020. The UK had a debt burden of 90.4% GDP at the end of 2017.

The UK economy has begun to slow since the referendum vote to leave the EU in June 2016. A sustained depreciation of the British pound has increased consumer and producer prices, weighing on consumer spending without spurring a meaningful increase in exports. The UK has an extensive trade relationship with other EU members through its single market membership, and economic observers have warned the exit will jeopardize its position as the central location for European financial services. Prime Minister MAY is seeking a new "deep and special" trade relationship with the EU following the UK's exit. However, economists doubt that the UK will be able to preserve the benefits of EU membership without the obligations. The UK is expected to officially leave the EU by the end of March 2019.

Source : CIA

COMPANY SUMMARY

Registered Address

Unit 14 Wedgwood Court
Off Wedgwood Way
Stevenage
SG1 4QR

Trading Address

Unit 14
Wedgwood Court
Wedgwood Way
Stevenage, Hertfordshire
SG1 4QR

Website Address	http://www.geminiwholesalers.co.uk
Company Number	07318860
Telephone Number	01438746000
Fax Number	-
TPS	Yes
FPS	Yes
Incorporation Date	19/07/2010
Previous Name	GEMINI CASH AND CARRY LIMITED
Type	Private Limited with Share Capital
FTSE Index	-
Date of Change	07/12/2012
Filing Date of Accounts	05/09/2017
Currency	GBP
Share Capital	£10,000
SIC07	46341
Charity Number	-
SIC07 Description	Wholesale of fruit and vegetable juices, mineral water and soft drinks
Principal Activity	-

ADDITIONAL INFORMATION

CCJ's	1 (£4,898)		
20/09/2018	COUNTY COURT MONEY CLAIMS CENTRE	£4,898	Judgment
-	-	-	-
-	-	-	-
Ultimate Holding Company	-		
Accountant	-		
Mortgages	8		

DISCLAIMER : This Report is **PRIVATE & CONFIDENTIAL** and it is prepared at the request of and for its use by the Subscriber only. The Subscriber shall use the contents of the Report merely as an aid to its business. Mira Inform Private Limited ("MIPL") has collated information/data in the Report, which have not been verified unless otherwise specifically mentioned in the Report. The Subscriber shall independently verify the accuracy and correctness of the information/data before in any way acting upon the same. MIPL shall not be liable for any harm, injury, loss or damage caused to the Subscriber due to default by the Subscriber's debtors/beneficiaries in fulfilling their obligations of any nature whatsoever. This Report or any of its portion shall not be used as a documentary evidence or otherwise before any investigative agencies or forum of law. This Report is confidential and proprietary to MIPL. The Subscriber and/or any other person(s) may not reproduce, publish or disclose any of the contents of the Report to others without the express authorization of MIPL. This Report is prepared and issued to the Subscriber without any risk, responsibility or liability on the part of MIPL or its officials.

Trade Debtors	-
Group	0 companies
Linkages	0 companies
Countries	In 0 countries

KEY FINANCIALS

Year to Date	Turnover	Pre Tax Profit	Shareholder	Funds Employees
30.11.2016	-	-	£91,260	-
31.05.2015	-	-	-£43,742	-
31.05.2014	-	-	-£43,924	-

MORTGAGE SUMMARY

Total Mortgage	8
Outstanding	4
Satisfied	4

TRADE DEBTORS / BAD DEBT SUMMARY

Total Number of Documented Trade	1
Total Value of Documented Trade	£430

COMMENTARY

This company has been treated as a Small company.
This company has had a CCJ registered against them within the last 36 months which is currently still outstanding.
This company has only made late payments on a low percentage of invoices.
The latest Balance Sheet indicates a negative net working capital position.
The latest cash balances are considered to be low in terms of the overall outstanding creditor obligations.
The high debt/equity ratio indicates that assets are funded primarily by creditors rather than equity/reinvested profits.

CCJ

*Total Number of Exact CCJs -	1	Total Value of Exact CCJs -	£4,898
Total Number of Possible CCJs -	0	Total Value of Possible CCJs -	
Total Number of Satisfied CCJs -	0	Total Value of Satisfied CCJs -	
Total Number of Writs -	-		

Total Current Directors	1	Total Current Secretaries	1
Total Previous Directors / Company Secretaries	1	Total Person's With Significant Control	1

CURRENT DIRECTORS

Title	Mr	Function	Director
Name	Nileshkumar Agrawal	Nationality	Indian
Date of Birth	01/1976	Present Appointments	1
Latest Address	35 Woodhill Crescent, Harrow	Appointment Date	19/07/2010
Post Code	HA3 0LU		

CURRENT COMPANY SECRETARY
















Title	Mr	Function	Company Secretary
Name	Nileshkumar Agrawal	Nationality	
Date of Birth	-	Present Appointments	1
Latest Address	35 Woodhill Crescent, Harrow	Appointment Date	19/07/2010
Post Code	HA3 0LU		

TOP SHAREHOLDERS




Name	Currency	Share Count	Share Type	Nominal Value	% of Total Share Count
NILESHKUMAR AGRAWAL	GBP	100	ORDINARY	100	100

DISCLAIMER : This Report is **PRIVATE & CONFIDENTIAL** and it is prepared at the request of and for its use by the Subscriber only. The Subscriber shall use the contents of the Report merely as an aid to its business. Mira Inform Private Limited ("MIPL") has collated information/data in the Report, which have not been verified unless otherwise specifically mentioned in the Report. The Subscriber shall independently verify the accuracy and correctness of the information/data before in any way acting upon the same. MIPL shall not be liable for any harm, injury, loss or damage caused to the Subscriber due to default by the Subscriber's debtors/beneficiaries in fulfilling their obligations of any nature whatsoever. This Report or any of its portion shall not be used as a documentary evidence or otherwise before any investigative agencies or forum of law. This Report is confidential and proprietary to MIPL. The Subscriber and/or any other person(s) may not reproduce, publish or disclose any of the contents of the Report to others without the express authorization of MIPL. This Report is prepared and issued to the Subscriber without any risk, responsibility or liability on the part of MIPL or its officials.















PROFIT & LOSS

	Date Of	30/11/16	(%)	31/05/15	(%)	31/05/14	(%)	31/05/13	(%)	31/05/12
	Accounts									
	Weeks	78	(%)	52	(%)	52	(%)	52	(%)	44
	Currency	GBP	(%)	GBP	(%)	GBP	(%)	GBP	(%)	GBP
	Consolidated A/cs	N	(%)	N	(%)	N	(%)	N	(%)	N
	Turnover	-	-	-	-	-	-	-	-	-
	Export	-	-	-	-	-	-	-	-	-
	Cost of Sales	-	-	-	-	-	-	-	-	-
	Gross Profit	-	-	-	-	-	-	-	-	-
	Wages & Salaries	-	-	-	-	-	-	-	-	-
	Directors Emoluments	-	-	-	-	-	-	-	-	-
	Operating Profit	-	-	-	-	-	-	-	-	-
	Depreciation	£17,116	128.9%	£7,479	1.3%	£7,385	87.3%	£3,942	-	-
	Audit Fees	-	-	-	-	-	-	-	-	-
	Interest Payments	-	-	-	-	-	-	-	-	-
	Pre Tax Profit	-	-	-	-	-	-	-	-	-
	Taxation	-	-	-	-	-	-	-	-	-
	Profit After Tax	-	-	-	-	-	-	-	-	-
	Dividends Payable	-	-	-	-	-	-	-	-	-
	Retained Profit	-	-	-	-	-	-	-	-	-


BALANCE SHEET

	Date Of	30/11/16	(%)	31/05/15	(%)	31/05/14	(%)	31/05/13	(%)	31/05/12
	Accounts									
	Tangible Assets	£2,947,830	999.9%	£74,691	-1.9%	£76,171	-8.8%	£83,556	-	0
	Intangible Assets	£428,920	-8.6%	£469,120	-5.4%	£495,920	5.1%	£522,720	-	0
	Total Fixed Assets	£3,376,750	520.9%	£543,811	-4.9%	£572,091	5.6%	£606,276	-	0





DISCLAIMER : This Report is **PRIVATE & CONFIDENTIAL** and it is prepared at the request of and for its use by the Subscriber only. The Subscriber shall use the contents of the Report merely as an aid to its business. Mira Inform Private Limited ("MIPL") has collated information/data in the Report, which have not been verified unless otherwise specifically mentioned in the Report. The Subscriber shall independently verify the accuracy and correctness of the information/data before in any way acting upon the same. MIPL shall not be liable for any harm, injury, loss or damage caused to the Subscriber due to default by the Subscriber's debtors/beneficiaries in fulfilling their obligations of any nature whatsoever. This Report or any of its portion shall not be used as a documentary evidence or otherwise before any investigative agencies or forum of law. This Report is confidential and proprietary to MIPL. The Subscriber and/or any other person(s) may not reproduce, publish or disclose any of the contents of the Report to others without the express authorization of MIPL. This Report is prepared and issued to the Subscriber without any risk, responsibility or liability on the part of MIPL or its officials.

	Stock	£316,570	- 15.8%	£376,094	-2.8%	£386,912	- 17.5%	£469,032	-	0
	Trade Debtors	£370,216	18.1%	£313,559	-0.2%	£314,257	-29%	£442,766	-	0
	Cash	£37,875	- 92.9%	£534,149	999.9%	£47,371	- 28.1%	£65,852	999.9%	£177
	Other Debtors	0	-	0	-	0	-	0	-	0
	Miscellaneous Current Assets	0	-	0	-100%	£58,717	-	0	-100%	£13,723
	Total Current Assets	£724,661	- 40.8%	£1,223,802	51.6%	£807,257	- 17.4%	£977,650	999.9%	£13,900
	Trade Creditors	£3,896,275	590.5%	£564,296	- 32.7%	£838,553	4.2%	£805,102	999.9%	£3,900
	Bank Loans & Overdrafts	0	-	0	-	0	-	0	-	0
	Other Short Term Finance	0	-	0	-	0	-	0	-	0
	Miscellaneous Current Liabilities	0	-	0	-	0	-	0	-	0
	Total Current Liabilities	£3,896,275	590.5%	£564,296	- 32.7%	£838,553	4.2%	£805,102	999.9%	£3,900
	Bank Loans & Overdrafts and LTL	£113,876	- 90.9%	£1,247,059	113.3%	£584,719	- 27.5%	£806,870	-	0
	Other Long Term Finance	0	-	0	-	0	-	0	-	0
	Total Long Term Liabilities	£113,876	- 90.9%	£1,247,059	113.3%	£584,719	- 27.5%	£806,870	-	0






CAPITAL & RESERVES

	Date Of Accounts	30/11/16	(%)	31/05/15	(%)	31/05/14	(%)	31/05/13	(%)	31/05/12
	Called Up Share Capital	£10,000	-	£10,000	-	£10,000	-	£10,000	-	£10,000





DISCLAIMER : This Report is **PRIVATE & CONFIDENTIAL** and it is prepared at the request of and for its use by the Subscriber only. The Subscriber shall use the contents of the Report merely as an aid to its business. Mira Inform Private Limited ("MIPL") has collated information/data in the Report, which have not been verified unless otherwise specifically mentioned in the Report. The Subscriber shall independently verify the accuracy and correctness of the information/data before in any way acting upon the same. MIPL shall not be liable for any harm, injury, loss or damage caused to the Subscriber due to default by the Subscriber's debtors/beneficiaries in fulfilling their obligations of any nature whatsoever. This Report or any of its portion shall not be used as a documentary evidence or otherwise before any investigative agencies or forum of law. This Report is confidential and proprietary to MIPL. The Subscriber and/or any other person(s) may not reproduce, publish or disclose any of the contents of the Report to others without the express authorization of MIPL. This Report is prepared and issued to the Subscriber without any risk, responsibility or liability on the part of MIPL or its officials.

	P & L	-	-	-	0.3%	-	-	-	-	-
	Account Reserve	£143,640	167.3%	£53,742		£53,924	41.7%	£38,046		
	Revaluation Reserve	£224,900	-	-	-	-	-	-	-	-
	Sundry Reserves	-	-	-	-	-	-	-	-	-
	Shareholder Funds	£91,260	308.6%	-	0.4%	-	-	-	-	£10,000
				£43,742		£43,924	56.6%	£28,046	380.5%	

OTHER FINANCIAL ITEMS



	Date Of Accounts	30/11/16	(%)	31/05/15	(%)	31/05/14	(%)	31/05/13	(%)	31/05/12
	Net Worth	-£337,660	34.2%	-£512,862	5%	-£539,844	2%	-£550,766	-999.9%	£10,000
	Working Capital	-£3,171,614	-580.9%	£659,506	999.9%	-£31,296	-118.1%	£172,548	999.9%	£10,000
	Total Assets	£4,101,411	132%	£1,767,613	28.1%	£1,379,348	-12.9%	£1,583,926	999.9%	£13,900
	Total Liabilities	£4,010,151	121.4%	£1,811,355	27.3%	£1,423,272	-11.7%	£1,611,972	999.9%	£3,900
	Net Assets	£91,260	308.6%	-£43,742	0.4%	-£43,924	-56.6%	-£28,046	-380.5%	£10,000

CASH FLOW














	Date Of Accounts	30/11/16	(%)	31/05/15	(%)	31/05/14	(%)	31/05/13	(%)	31/05/12
	Net Cashflow from Operations	-	-	-	-	-	-	-	-	-
	Net Cashflow before Financing	-	-	-	-	-	-	-	-	-
	Net Cashflow from Financing	-	-	-	-	-	-	-	-	-
	Increase in Cash	-	-	-	-	-	-	-	-	-

DISCLAIMER : This Report is **PRIVATE & CONFIDENTIAL** and it is prepared at the request of and for its use by the Subscriber only. The Subscriber shall use the contents of the Report merely as an aid to its business. Mira Inform Private Limited ("MIPL") has collated information/data in the Report, which have not been verified unless otherwise specifically mentioned in the Report. The Subscriber shall independently verify the accuracy and correctness of the information/data before in any way acting upon the same. MIPL shall not be liable for any harm, injury, loss or damage caused to the Subscriber due to default by the Subscriber's debtors/beneficiaries in fulfilling their obligations of any nature whatsoever. This Report or any of its portion shall not be used as a documentary evidence or otherwise before any investigative agencies or forum of law. This Report is confidential and proprietary to MIPL. The Subscriber and/or any other person(s) may not reproduce, publish or disclose any of the contents of the Report to others without the express authorization of MIPL. This Report is prepared and issued to the Subscriber without any risk, responsibility or liability on the part of MIPL or its officials.


MISCELLANEOUS

	Date Of Accounts	30/11/16	(%)	31/05/15	(%)	31/05/14	(%)	31/05/13	(%)	31/05/12
	Contingent Liability	NO	-	NO	-	NO	-	NO	-	NO
	Capital Employed	£205,136	-83%	£1,203,317	122.5%	£540,795	-30.6%	£778,824	999.9%	£10,000
	Number of Employees	-	-	-	-	-	-	-	-	-
	Accountants									
	Auditors									
	Auditor Comments	The company is exempt from audit								
	Bankers									
	Bank Branch Code									

RATIOS

	Date Of Accounts	30/11/16	31/05/15	31/05/14	31/05/13	31/05/12
	Pre-tax profit margin %	-	-	-	-	-
	Current ratio	0.19	2.17	0.96	1.21	3.56
	Sales/Net Working Capital	-	-	-	-	-
	Gearing %	124.80	-2850.90	-1331.20	-2877	0
	Equity in %	2.50	-3.40	-5	-2.60	71.90
	Creditor Days	-	-	-	-	-
	Debtor Days	-	-	-	-	-
	Liquidity/Acid Test	0.10	1.50	0.50	0.63	3.56
	Return On Capital Employed %	-	-	-	-	-
	Return On Total Assets Employed %	-	-	-	-	-
	Current Debt Ratio	42.69	-12.90	-19.09	-28.70	0.39
	Total Debt Ratio	43.94	-41.40	-32.40	-57.47	0.39
	Stock Turnover Ratio %	-	-	-	-	-

DISCLAIMER : This Report is **PRIVATE & CONFIDENTIAL** and it is prepared at the request of and for its use by the Subscriber only. The Subscriber shall use the contents of the Report merely as an aid to its business. Mira Inform Private Limited ("MIPL") has collated information/data in the Report, which have not been verified unless otherwise specifically mentioned in the Report. The Subscriber shall independently verify the accuracy and correctness of the information/data before in any way acting upon the same. MIPL shall not be liable for any harm, injury, loss or damage caused to the Subscriber due to default by the Subscriber's debtors/beneficiaries in fulfilling their obligations of any nature whatsoever. This Report or any of its portion shall not be used as a documentary evidence or otherwise before any investigative agencies or forum of law. This Report is confidential and proprietary to MIPL. The Subscriber and/or any other person(s) may not reproduce, publish or disclose any of the contents of the Report to others without the express authorization of MIPL. This Report is prepared and issued to the Subscriber without any risk, responsibility or liability on the part of MIPL or its officials.

	Return on Net Assets Employed %	-	-	-	-	-
---	---------------------------------	---	---	---	---	---

Report Notes

There are no notes to display.

Status History

Date	Description
07/09/2017	Notice ceasing to act Receiver
11/08/2017	Receivership Doc. Lodged

EVENT HISTORY

Date	Description
01/09/2018	Payment Data Update Received
02/02/2018	Confirmation Statement
26/09/2017	New Accounts Filed
26/09/2017	New Accounts Filed
17/11/2016	Annual Returns
10/09/2016	Annual Returns
02/03/2016	New Accounts Filed
02/03/2016	New Accounts Filed
06/10/2015	Annual Returns
27/02/2015	New Accounts Filed
27/02/2015	New Accounts Filed
02/09/2014	Annual Returns
13/05/2014	New Accounts Filed
13/05/2014	New Accounts Filed
27/07/2013	New Accounts Filed

PREVIOUS COMPANY NAMES

Date	Previous Name
07/12/2012	GEMINI CASH AND CARRY LIMITED

Writ Details

No writs found

Statistics

Group	-
Linkages	0 companies

DISCLAIMER : This Report is **PRIVATE & CONFIDENTIAL** and it is prepared at the request of and for its use by the Subscriber only. The Subscriber shall use the contents of the Report merely as an aid to its business. Mira Inform Private Limited ("MIPL") has collated information/data in the Report, which have not been verified unless otherwise specifically mentioned in the Report. The Subscriber shall independently verify the accuracy and correctness of the information/data before in any way acting upon the same. MIPL shall not be liable for any harm, injury, loss or damage caused to the Subscriber due to default by the Subscriber's debtors/beneficiaries in fulfilling their obligations of any nature whatsoever. This Report or any of its portion shall not be used as a documentary evidence or otherwise before any investigative agencies or forum of law. This Report is confidential and proprietary to MIPL. The Subscriber and/or any other person(s) may not reproduce, publish or disclose any of the contents of the Report to others without the express authorization of MIPL. This Report is prepared and issued to the Subscriber without any risk, responsibility or liability on the part of MIPL or its officials.

Countries	In 0 countries
-----------	----------------

Summary

Holding Company	-
Ownership Status	
Ultimate Holding Company	-

Group StructureFull

No Group Structure

Exact CCJ Details

Date	Court	Amount	Status	Case Number	Date Paid
20/09/2018	COUNTY COURT MONEY CLAIMS CENTRE	£4,898	Judgment	E25YM140	-

MORTGAGE DETAILS

Mortgage Type:	
Date Charge Created:	25/05/17
Date Charge Registered:	26/05/17
Date Charge Satisfied:	06/09/17
Status:	SATISFIED
Person(s) Entitled:	SANGITA SHAH, VARSHA SHAH, HASMUKH SHAH, NAVINCHANDRA SHAH & KIRAN SHAH;
Amount Secured:	
Details:	THE LEASEHOLD PROPERTY BEING 18 MANOR PARADE, SHEEPCOTE ROAD, HARROW, HA1 2JN REGISTERED AT THE LAND REGISTRY UNDER TITLE NUMBER NGL659354CONTAINS FIXED CHARGE.CONTAINS NEGATIVE PLEDGE.
Mortgage Type:	
Date Charge Created:	30/11/16
Date Charge Registered:	08/12/16
Date Charge Satisfied:	-
Status:	OUTSTANDING
Person(s) Entitled:	UNION BANK OF INDIA (UK) LIMITED;
Amount Secured:	
Details:	THE FREEHOLD LAND SHOWN EDGED WITH RED ON THE PLAN OF THE TITLE FILED AT THE HMLAND REGISTRY AND BEING THE LAND AND BUILDING AT LAND ON THE SOUTH SIDE OF WEDGWOD COURT, WEDGWOD WAY, STEVENAGE, UNITED KINGDOM, WHICH IS REGISTERED AT THE HM LAND REGISTRY UNDER THE TITLE NUMBER HD262581.CONTAINS FIXED CHARGE.CONTAINS NEGATIVE PLEDGE.
Mortgage Type:	
Date Charge Created:	30/11/16
Date Charge Registered:	08/12/16
Date Charge Satisfied:	-

Status:	OUTSTANDING		
Person(s) Entitled:	UNION BANK OF INDIA (UK) LIMITED;		
Amount Secured:			
Details:	THE LEASEHOLD LAND SHOWN EDGED WITH RED ON THE PLAN OF THE TITLE FILED AT THE HM LAND REGISTRY AND BEING APARTMENT 74, 41 ESSEX STREET, BIRMINGHAM B5 4TT, UNITED KINGDOM, WHICH IS REGISTERED AT THE HM LAND REGISTRY UNDER THE TITLE NUMBER WM978658.CONTAINS FIXED CHARGE.CONTAINS NEGATIVE PLEDGE.		
Mortgage Type:			
Date Charge Created:	30/11/16		
Date Charge Registered:	08/12/16		
Date Charge Satisfied:	-		
Status:	OUTSTANDING		
Person(s) Entitled:	UNION BANK OF INDIA (UK) LIMITED;		
Amount Secured:			
Details:	THE FREEHOLD LAND SHOWN EDGED WITH RED ON THE PLAN OF THE TITLE FILED AT THE HMLAND REGISTRY AND BEING THE LAND AND BUILDING AT 35 WOODHILL CRESCENT, HARROW HA3 0LU, UNITED KINGDOM, WHICH IS REGISTERED AT THE HM LAND REGISTRY UNDER THE TITLE NUMBER MX70567.CONTAINS FIXED CHARGE.CONTAINS NEGATIVE PLEDGE.		
Mortgage Type:			
Date Charge Created:	30/11/16		
Date Charge Registered:	08/12/16		
Date Charge Satisfied:	-		
Status:	OUTSTANDING		
Person(s) Entitled:	UNION BANK OF INDIA (UK) LIMITED;		
Amount Secured:			
Details:	ALL FREEHOLD AND LEASEHOLD PROPERTIES (WHETHER REGISTERED OR UNREGISTERED) AND ALL COMMONHOLD PROPERTIES, NOW OR IN THE FUTURE (AND FROM TIME TO TIME) OWNED BY THE BORROWER, OR IN WHICH THE BORROWER HOLDS AN INTEREST, INTER ALIA THE FOLLOWING PROPERTIES: (1) THE LEASEHOLD LAND SHOWN EDGED WITH RED ON THE PLAN OF THE ABOVE TITLE FILED AT THE HM LAND REGISTRY AND BEING APARTMENT 74, 41 ESSEX STREET, BIRMINGHAM B5 4TT, UNITED KINGDOM, WHICH IS REGISTERED AT THE HM LAND REGISTRY UNDER TITLE NO WM978658; (2) THE FREEHOLD LAND SHOWN EDGED WITH RED ON THE PLAN OF THE TITLE FILED AT THE HM LAND REGISTRY AND BEING THE LAND AND BUILDING AT 35 WOODHILL CRESCENT, HARROW HA3 0LU, UNITED KINGDOM, WHICH IS REGISTERED AT THE HM LAND REGISTRY UNDER THE TITLE NUMBER MX70567; AND (3) THE FREEHOLD LAND SHOWN EDGED WITH RED ON THE PLAN OF THE TITLE FILED AT THE HM LAND REGISTRY AND BEING THE LAND AND BUILDINGS ON THE SOUTH SIDE OF WEDGWOOD COURT, WEDGWOOD WAY, STEVENAGE, UNITED KINGDOM, WHICH IS REGISTERED AT THE HM LAND REGISTRY UNDER THE TITLE NUMBER HD262581.CONTAINS FIXED CHARGE.CONTAINS FLOATING CHARGE.FLOATING CHARGE COVERS ALL THE PROPERTY OR UNDERTAKING OF THE COMPANY.CONTAINS		

DISCLAIMER : This Report is **PRIVATE & CONFIDENTIAL** and it is prepared at the request of and for its use by the Subscriber only. The Subscriber shall use the contents of the Report merely as an aid to its business. Mira Inform Private Limited ("MIPL") has collated information/data in the Report, which have not been verified unless otherwise specifically mentioned in the Report. The Subscriber shall independently verify the accuracy and correctness of the information/data before in any way acting upon the same. MIPL shall not be liable for any harm, injury, loss or damage caused to the Subscriber due to default by the Subscriber's debtors/beneficiaries in fulfilling their obligations of any nature whatsoever. This Report or any of its portion shall not be used as a documentary evidence or otherwise before any investigative agencies or forum of law. This Report is confidential and proprietary to MIPL. The Subscriber and/or any other person(s) may not reproduce, publish or disclose any of the contents of the Report to others without the express authorization of MIPL. This Report is prepared and issued to the Subscriber without any risk, responsibility or liability on the part of MIPL or its officials.

	NEGATIVE PLEDGE.		
Mortgage Type:			
Date Charge Created:	17/03/16		
Date Charge Registered:	21/03/16		
Date Charge Satisfied:	31/05/17		
Status:	SATISFIED		
Person(s) Entitled:	GALLAHER LIMITED;		
Amount Secured:			
Details:	18 MANOR PARADE, SHEEPCOTE ROAD, HARROW, HA1 2JN (LAND REGISTRY TITLE NUMBER NGL659354)CONTAINS FIXED CHARGE.CONTAINS NEGATIVE PLEDGE.		
Mortgage Type:	DEBENTURE		
Date Charge Created:	03/12/12		
Date Charge Registered:	06/12/12		
Date Charge Satisfied:	04/09/17		
Status:	SATISFIED		
Person(s) Entitled:	NAVINCHANDRA SHAH, HASMUKH SHAH, KIRAN SHAH, SANGITA SHAH AND VARSHA SHAH;		
Amount Secured:			
Details:	FIXED AND FLOATING CHARGE OVER THE UNDERTAKING AND ALL PROPERTY AND ASSETS PRESENT AND FUTURE		
Mortgage Type:	DEBENTURE		
Date Charge Created:	11/06/12		
Date Charge Registered:	16/06/12		
Date Charge Satisfied:	16/10/17		
Status:	SATISFIED		
Person(s) Entitled:	BARCLAYS BANK PLC;		
Amount Secured:			
Details:	FIXED AND FLOATING CHARGE OVER THE UNDERTAKING AND ALL PROPERTY AND ASSETS PRESENT AND FUTURE, INCLUDING GOODWILL, BOOKDEBTS, UNCALLED CAPITAL, BUILDINGS, FIXTURES, FIXED PLANT & MACHINERY		

CREDITOR DETAILS

	Total Number	Total Value
Trade Creditors	0	-
No Creditor Data		

TRADE DEBTORS / BAD DEBT DETAIL

	Total Number of Documented Trade	Total Value of Documented Trade
Trade Debtors	1	£430

DISCLAIMER : This Report is **PRIVATE & CONFIDENTIAL** and it is prepared at the request of and for its use by the Subscriber only. The Subscriber shall use the contents of the Report merely as an aid to its business. Mira Inform Private Limited ("MIPL") has collated information/data in the Report, which have not been verified unless otherwise specifically mentioned in the Report. The Subscriber shall independently verify the accuracy and correctness of the information/data before in any way acting upon the same. MIPL shall not be liable for any harm, injury, loss or damage caused to the Subscriber due to default by the Subscriber's debtors/beneficiaries in fulfilling their obligations of any nature whatsoever. This Report or any of its portion shall not be used as a documentary evidence or otherwise before any investigative agencies or forum of law. This Report is confidential and proprietary to MIPL. The Subscriber and/or any other person(s) may not reproduce, publish or disclose any of the contents of the Report to others without the express authorization of MIPL. This Report is prepared and issued to the Subscriber without any risk, responsibility or liability on the part of MIPL or its officials.

GEMINI WHOLESALERS LIMITED - 539385

PAGE NO. : 15

Company Name	Amount	Statement Date
Site Direct Limited	£430	04/04/2013

PREVIOUS DIRECTOR/COMPANY SECRETARIES

Name	Current Active Appointments	Previous Appointments	Dissolved Companies
Bishnu Prasad Khanal	1	3	11
Total Persons With Significant Control	1	Total Statements	0
Active	1	Active	0
Ceased	0	Ceased	0

ACTIVE PERSONS WITH SIGNIFICANT CONTROL

Name	Mr Nileshkumar Agrawal	Kind	Individual Person With Significant Control
Address	Unit 14 Wedgwood Court, Off Wedgwood Way, Stevenage, Hertfordshire	Country Of Residence	United Kingdom
Post Code	SG1 4QR	Nationality	Indian
Date of Birth	01/1976	Notified On	06/04/2016
Nature Of Control	Ownership Of Shares 75 To 100 Percent, Voting Rights 75 To 100 Percent, Right To Appoint And Remove Directors, Significant Influence Or Control		

Ceased Persons With Significant Control

No Ceased Persons With Significant Control To Display

Active Statements

No Active Statements To Display

Ceased Statements

No Ceased Statements To Display

FOREIGN EXCHANGE RATES

Currency	Unit	Indian Rupees
US Dollar	1	INR 72.59
UK Pound	1	INR 93.49
Euro	1	INR 81.61
GBP	1	INR 93.29

Note : Above are approximate rates obtained from sources believed to be correct

INFORMATION DETAILS

Analysis Done by :	PRI
Report Prepared by :	TPT

DISCLAIMER : This Report is **PRIVATE & CONFIDENTIAL** and it is prepared at the request of and for its use by the Subscriber only. The Subscriber shall use the contents of the Report merely as an aid to its business. Mira Inform Private Limited ("MIPL") has collated information/data in the Report, which have not been verified unless otherwise specifically mentioned in the Report. The Subscriber shall independently verify the accuracy and correctness of the information/data before in any way acting upon the same. MIPL shall not be liable for any harm, injury, loss or damage caused to the Subscriber due to default by the Subscriber's debtors/beneficiaries in fulfilling their obligations of any nature whatsoever. This Report or any of its portion shall not be used as a documentary evidence or otherwise before any investigative agencies or forum of law. This Report is confidential and proprietary to MIPL. The Subscriber and/or any other person(s) may not reproduce, publish or disclose any of the contents of the Report to others without the express authorization of MIPL. This Report is prepared and issued to the Subscriber without any risk, responsibility or liability on the part of MIPL or its officials.

RATING EXPLANATIONS

Credit Rating	Explanation	Rating Comments
A++	Minimum Risk	Business dealings permissible with minimum risk of default
A+	Low Risk	Business dealings permissible with low risk of default
A	Acceptable Risk	Business dealings permissible with moderate risk of default
B	Medium Risk	Business dealings permissible on a regular monitoring basis
C	Medium High Risk	Business dealings permissible preferably on secured basis
D	High Risk	Business dealing not recommended or on secured terms only
NB	New Business	No recommendation can be done due to business in infancy stage
NT	No Trace	No recommendation can be done as the business is not traceable

NB is stated where there is insufficient information to facilitate rating. However, it is not to be considered as unfavourable.

This score serves as a reference to assess SC's credit risk and to set the amount of credit to be extended. It is calculated from a composite of weighted scores obtained from each of the major sections of this report. The assessed factors are as follows:

- Financial condition covering various ratios
- Company background and operations size
- Promoters / Management background
- Payment record
- Litigation against the subject
- Industry scenario / competitor analysis
- Supplier / Customer / Banker review (wherever available)