

MIRA INFORM REPORT

Report No. :	539176
Report Date :	14.11.2018

IDENTIFICATION DETAILS

Name :	JOHN LEWIS PLC
Registered Office :	171 Victoria Street London Sw1e 5nn
Country :	United Kingdom
Financials (as on) :	28.01.2017
Date of Incorporation :	20.09.1928
Com. Reg. No.:	00233462
Legal Form :	Public limited with Share Capital
Line of Business :	Activities of head offices [We tried to confirm / obtain the detailed activity but the same is not available from any sources]
No. of Employees :	88000

RATING & COMMENTS

(Mira Inform has adopted New Rating mechanism w.e.f. 23rd January 2017)

MIRA's Rating :	A+
------------------------	----

Credit Rating	Explanation	Rating Comments
A+	Low Risk	Business dealings permissible with low risk of default

Maximum Credit Limit :	£90,150,000
Status :	Good
Payment Behaviour :	Regular
Litigation :	Clear

DISCLAIMER : This Report is **PRIVATE & CONFIDENTIAL** and it is prepared at the request of and for its use by the Subscriber only. The Subscriber shall use the contents of the Report merely as an aid to its business. Mira Inform Private Limited ("MIPL") has collated information/data in the Report, which have not been verified unless otherwise specifically mentioned in the Report. The Subscriber shall independently verify the accuracy and correctness of the information/data before in any way acting upon the same. MIPL shall not be liable for any harm, injury, loss or damage caused to the Subscriber due to default by the Subscriber's debtors/beneficiaries in fulfilling their obligations of any nature whatsoever. This Report or any of its portion shall not be used as a documentary evidence or otherwise before any investigative agencies or forum of law. This Report is confidential and proprietary to MIPL. The Subscriber and/or any other person(s) may not reproduce, publish or disclose any of the contents of the Report to others without the express authorization of MIPL. This Report is prepared and issued to the Subscriber without any risk, responsibility or liability on the part of MIPL or its officials.

NOTES :

Any query related to this report can be made on e-mail : infodept@mirainform.com while quoting report number, name and date.

UNITED KINGDOM - ECONOMIC OVERVIEW

The UK, a leading trading power and financial center, is the third largest economy in Europe after Germany and France. Agriculture is intensive, highly mechanized, and efficient by European standards, producing about 60% of food needs with less than 2% of the labor force. The UK has large coal, natural gas, and oil resources, but its oil and natural gas reserves are declining; the UK has been a net importer of energy since 2005. Services, particularly banking, insurance, and business services, are key drivers of British GDP growth. Manufacturing, meanwhile, has declined in importance but still accounts for about 10% of economic output.

In 2008, the global financial crisis hit the economy particularly hard, due to the importance of its financial sector. Falling home prices, high consumer debt, and the global economic slowdown compounded the UK's economic problems, pushing the economy into recession in the latter half of 2008 and prompting the then BROWN (Labour) government to implement a number of measures to stimulate the economy and stabilize the financial markets. Facing burgeoning public deficits and debt levels, in 2010 the then CAMERON-led coalition government (between Conservatives and Liberal Democrats) initiated an austerity program, which has continued under the Conservative government. However, the deficit still remains one of the highest in the G7, standing at 3.6% of GDP as of 2017, and the UK has pledged to lower its corporation tax from 20% to 17% by 2020. The UK had a debt burden of 90.4% GDP at the end of 2017.

The UK economy has begun to slow since the referendum vote to leave the EU in June 2016. A sustained depreciation of the British pound has increased consumer and producer prices, weighing on consumer spending without spurring a meaningful increase in exports. The UK has an extensive trade relationship with other EU members through its single market membership, and economic observers have warned the exit will jeopardize its position as the central location for European financial services. Prime Minister MAY is seeking a new "deep and special" trade relationship with the EU following the UK's exit. However, economists doubt that the UK will be able to preserve the benefits of EU membership without the obligations. The UK is expected to officially leave the EU by the end of March 2019.

Source : CIA

COMPANY NAME AND ADDRESS

Company Name: **JOHN LEWIS PLC**
Company No: **00233462**
Company Status: **Active - Accounts Filed**
Registered Address: **171 VICTORIA STREET LONDON SW1E 5NN**

CREDIT LIMIT

£90,150,000

COMPANY SUMMARY

Registered Address 171 VICTORIA STREET
LONDON
SW1E 5NN

Trading Address 171 Victoria Street
London
SW1E 5NN

Website Address <http://www.johnlewispartnership.co.uk>
Telephone Number 03456049049
Fax Number
TPS Yes
FPS Yes
Incorporation Date 20/09/1928
Previous Name
Type Public limited with Share Capital
FTSE Index -
Date of Change -
Filing Date of Accounts 20/07/2018
Currency GBP
Share Capital £6,750,000
SIC07 70100
Charity Number -
SIC07 Description ACTIVITIES OF HEAD OFFICES
Principal Activity A group engaged in retailing.

ADDITIONAL INFORMATION

CCJ's	8 (£5,720)		
16/05/2018	COUNTY COURT BUSINESS CENTRE	£250	Judgment
22/03/2018	COUNTY COURT BUSINESS CENTRE	£836	Judgment
30/01/2015	COUNTY COURT BUSINESS CENTRE	£496	Satisfied
Ultimate Holding Company	JOHN LEWIS PARTNERSHIP TRUST LIMITED		
Accountant	-		
Mortgages	5		
Group	22 companies		
Linkages	4 companies		
Countries	In 2 countries		

KEY FINANCIALS

Year to Date	Turnover	Pre Tax Profit	Shareholder's Funds	Employees
28/01/2017	£10,026,200,000	£450,800,000	£2,053,400,000	88000
28/01/2016	£9,748,800,000	£288,400,000	£2,063,700,000	90700
31/01/2015	£9,701,000,000	£193,300,000	£1,518,200,000	92100

MORTGAGE SUMMARY

Total Mortgage	5
Outstanding	4
Satisfied	1

TRADE DEBTORS / BAD DEBT SUMMARY

Total Number of Documented Trade	0
Total Value of Documented Trade	£0

COMMENTARY

This company has been treated as a Large company in respect of the rating/limit generated.
This company's return on total assets employed ratio indicates a highly efficient use of assets.
This company has made late payments on a medium percentage of invoices.
This company's ratio of total liabilities to total assets indicates the presence of moderate equity funding.

DISCLAIMER : This Report is **PRIVATE & CONFIDENTIAL** and it is prepared at the request of and for its use by the Subscriber only. The Subscriber shall use the contents of the Report merely as an aid to its business. Mira Inform Private Limited ("MIPL") has collated information/data in the Report, which have not been verified unless otherwise specifically mentioned in the Report. The Subscriber shall independently verify the accuracy and correctness of the information/data before in any way acting upon the same. MIPL shall not be liable for any harm, injury, loss or damage caused to the Subscriber due to default by the Subscriber's debtors/beneficiaries in fulfilling their obligations of any nature whatsoever. This Report or any of its portion shall not be used as a documentary evidence or otherwise before any investigative agencies or forum of law. This Report is confidential and proprietary to MIPL. The Subscriber and/or any other person(s) may not reproduce, publish or disclose any of the contents of the Report to others without the express authorization of MIPL. This Report is prepared and issued to the Subscriber without any risk, responsibility or liability on the part of MIPL or its officials.

The company has more cash than short term bank borrowings.
This company trades in an industry with a moderate level of corporate failures.

CCJ

Total Number of Exact CCJs -	4	Total Value of Exact CCJs -	£2,415
Total Number of Possible CCJs -	2	Total Value of Possible CCJs -	£1,925
Total Number of Satisfied CCJs -	4	Total Value of Satisfied CCJs -	£3,305
Total Number of Writs -	-		

CURRENT DIRECTORS

Title	Sir	Function	Director
Name	Andrew Charles Mayfield	Nationality	British
Date of Birth	12/1966	Present Appointments	6
Latest Address	171 Victoria Street, London	Appointment Date	24/09/2001
Post Code	SW1E 5NN		
Title	Mr	Function	Director
Name	John Patrick Lewis	Nationality	British
Date of Birth	07/1965	Present Appointments	6
Latest Address	171 Victoria Street, London	Appointment Date	14/09/2015
Post Code	SW1E 5NN		
Title	Ms	Function	Director
Name	Tracey Anne Killen	Nationality	British
Date of Birth	04/1961	Present Appointments	2
Latest Address	171 Victoria Street, London	Appointment Date	30/04/2007
Post Code	SW1E 5NN		
Title	Ms	Function	Director
Name	Paula Margaret Nickolds	Nationality	British
Date of Birth	02/1973	Present Appointments	2
Latest Address	171 Victoria Street, London	Appointment Date	11/01/2017
Post Code	SW1E 5NN		
Title	Ms	Function	Director
Name	Berangere Andree Mireille Michel	Nationality	French
Date of Birth	11/1973	Present Appointments	6

DISCLAIMER : This Report is **PRIVATE & CONFIDENTIAL** and it is prepared at the request of and for its use by the Subscriber only. The Subscriber shall use the contents of the Report merely as an aid to its business. Mira Inform Private Limited ("MIPL") has collated information/data in the Report, which have not been verified unless otherwise specifically mentioned in the Report. The Subscriber shall independently verify the accuracy and correctness of the information/data before in any way acting upon the same. MIPL shall not be liable for any harm, injury, loss or damage caused to the Subscriber due to default by the Subscriber's debtors/beneficiaries in fulfilling their obligations of any nature whatsoever. This Report or any of its portion shall not be used as a documentary evidence or otherwise before any investigative agencies or forum of law. This Report is confidential and proprietary to MIPL. The Subscriber and/or any other person(s) may not reproduce, publish or disclose any of the contents of the Report to others without the express authorization of MIPL. This Report is prepared and issued to the Subscriber without any risk, responsibility or liability on the part of MIPL or its officials.

JOHN LEWIS PLC - 539176

PAGE NO. : 7

Latest Address	171 Victoria Street, London	Appointment Date	01/09/2015
Post Code	SW1E 5NN		

CURRENT COMPANY SECRETARY







Title	Mr	Function	Company Secretary
Name	Peter Simpson	Nationality	
Date of Birth	-	Present Appointments	1
Latest Address	171 Victoria Street, London	Appointment Date	31/01/2018
Post Code	SW1E 5NN		

TOP SHAREHOLDERS










Name	Currency	Share Count	Share Type	Nominal Value	% of Total Share Count
JOHN LEWIS PARTNERSHIP PLC	GBP	6,750,000	ORDINARY	1	100

FINANCIALS








Profit & Loss

	Date Of Accounts	28/01/17	(%)	28/01/16	(%)	31/01/15	(%)	25/01/14	(%)	26/01/13
	Weeks	52	(%)	52	(%)	52	(%)	52	(%)	52
	Currency	GBP	(%)	GBP	(%)	GBP	(%)	GBP	(%)	GBP
	Consolidated A/cs	Y	(%)	Y	(%)	Y	(%)	Y	(%)	Y
	Turnover	£10,026,200,000	2.8%	£9,748,800,000	0.5%	£9,701,000,000	7.5%	£9,027,800,000	6.6%	£8,465,500,000
	Export	-	-	-	-	-	-	-	-	-
	Cost of Sales	£6,633,100,000	3%	£6,442,100,000	0.2%	£6,426,900,000	7%	£6,008,900,000	6.5%	£5,640,100,000
	Gross Profit	£3,393,100,000	2.6%	£3,306,700,000	1%	£3,274,100,000	8.5%	£3,018,900,000	6.8%	£2,825,400,000
	Wages & Salaries	£1,817,200,000	-3.8%	£1,889,300,000	0.1%	£1,887,100,000	3.8%	£1,817,200,000	9.3%	£1,662,400,000
	Directors Emoluments	£4,400,000	-15.4%	£5,200,000	-16.1%	£6,200,000	1.6%	£6,100,000	8.7%	£5,610,000











DISCLAIMER : This Report is **PRIVATE & CONFIDENTIAL** and it is prepared at the request of and for its use by the Subscriber only. The Subscriber shall use the contents of the Report merely as an aid to its business. Mira Inform Private Limited ("MIPL") has collated information/data in the Report, which have not been verified unless otherwise specifically mentioned in the Report. The Subscriber shall independently verify the accuracy and correctness of the information/data before in any way acting upon the same. MIPL shall not be liable for any harm, injury, loss or damage caused to the Subscriber due to default by the Subscriber's debtors/beneficiaries in fulfilling their obligations of any nature whatsoever. This Report or any of its portion shall not be used as a documentary evidence or otherwise before any investigative agencies or forum of law. This Report is confidential and proprietary to MIPL. The Subscriber and/or any other person(s) may not reproduce, publish or disclose any of the contents of the Report to others without the express authorization of MIPL. This Report is prepared and issued to the Subscriber without any risk, responsibility or liability on the part of MIPL or its officials.

	Operating Profit	£646,900,000	22.4%	£528,700,000	18.1%	£447,700,000	6.3%	£421,200,000	-6.5%	£450,700,000
	Depreciation	£319,700,000	11.8%	£286,000,000	1.5%	£281,700,000	10.6%	£254,600,000	-0.2%	£255,100,000
	Audit Fees	£900,000	12.5%	£800,000	-	£800,000	-	£800,000	-	£800,000
	Interest Payments	£108,600,000	9.1%	£99,500,000	-1.5%	£101,000,000	963.2%	£9,500,000	-91.4%	£110,100,000
	Pre Tax Profit	£450,800,000	56.3%	£288,400,000	49.2%	£193,300,000	53.3%	£126,100,000	-4.3%	£131,700,000
	Taxation	-£97,900,000	-48.3%	-£66,000,000	-31.5%	-£50,200,000	-105.7%	-£24,400,000	21%	-£30,900,000
	Profit After Tax	£352,900,000	58.7%	£222,400,000	55.4%	£143,100,000	40.7%	£101,700,000	0.9%	£100,800,000
	Dividends Payable	-	-	-	-	-	-	-	-100%	£100,000
	Retained Profit	£352,900,000	58.7%	£222,400,000	55.4%	£143,100,000	40.7%	£101,700,000	1%	£100,700,000



Balance Sheet

	Date Of Accounts	28/01/17	(%)	28/01/16	(%)	31/01/15	(%)	25/01/14	(%)	26/01/13
	Tangible Assets	£4,225,800,000	-1.5%	£4,288,600,000	-1.3%	£4,346,600,000	5.6%	£4,117,600,000	5.5%	£3,902,300,000
	Intangible Assets	£432,700,000	11.4%	£388,400,000	15.8%	£335,500,000	25.7%	£266,900,000	24.9%	£213,700,000
	Total Fixed Assets	£4,658,500,000	-0.4%	£4,677,000,000	-0.1%	£4,682,100,000	6.8%	£4,384,500,000	6.5%	£4,116,000,000
	Stock	£627,800,000	0.9%	£621,900,000	7.1%	£580,700,000	4.8%	£554,000,000	7.8%	£514,000,000
	Trade Debtors	£67,800,000	11.1%	£61,000,000	6.5%	£57,300,000	4%	£55,100,000	11.3%	£49,500,000
	Cash	£673,700,000	0.9%	£667,400,000	98.1%	£336,900,000	-6.1%	£358,900,000	-32.8%	£534,400,000
	Other Debtors	£174,800,000	7.4%	£162,700,000	7.7%	£151,000,000	-11.5%	£170,600,000	19.8%	£142,400,000

DISCLAIMER : This Report is **PRIVATE & CONFIDENTIAL** and it is prepared at the request of and for its use by the Subscriber only. The Subscriber shall use the contents of the Report merely as an aid to its business. Mira Inform Private Limited ("MIPL") has collated information/data in the Report, which have not been verified unless otherwise specifically mentioned in the Report. The Subscriber shall independently verify the accuracy and correctness of the information/data before in any way acting upon the same. MIPL shall not be liable for any harm, injury, loss or damage caused to the Subscriber due to default by the Subscriber's debtors/beneficiaries in fulfilling their obligations of any nature whatsoever. This Report or any of its portion shall not be used as a documentary evidence or otherwise before any investigative agencies or forum of law. This Report is confidential and proprietary to MIPL. The Subscriber and/or any other person(s) may not reproduce, publish or disclose any of the contents of the Report to others without the express authorization of MIPL. This Report is prepared and issued to the Subscriber without any risk, responsibility or liability on the part of MIPL or its officials.

	Miscellaneous Current Assets	£83,400,000	287.9%	£21,500,000	-51.7%	£44,500,000	999.9%	£700,000	-90.4%	£7,300,000
	Total Current Assets	£1,627,500,000	6.1%	£1,534,500,000	31.1%	£1,170,400,000	2.7%	£1,139,300,000	-8.7%	£1,247,600,000
	Trade Creditors	£961,600,000	4%	£924,600,000	3.7%	£891,200,000	13.1%	£788,100,000	12.9%	£698,100,000
	Bank Loans & Overdrafts	0	-100%	£57,700,000	-	0	-100%	£75,600,000	-51.6%	£156,300,000
	Other Short Term Finance	£116,500,000	1.9%	£114,300,000	-3.3%	£118,200,000	6.9%	£110,600,000	19.2%	£92,800,000
	Miscellaneous Current Liabilities	£862,200,000	0.3%	£859,800,000	8.9%	£789,700,000	-4.9%	£830,800,000	7.3%	£774,000,000
	Total Current Liabilities	£1,940,300,000	-0.8%	£1,956,400,000	8.7%	£1,799,100,000	-0.3%	£1,805,100,000	4.9%	£1,721,200,000
	Bank Loans & Overdrafts and LTL	£2,292,300,000	1.9%	£2,249,100,000	-11.3%	£2,535,200,000	26%	£2,012,800,000	6.1%	£1,897,500,000
	Other Long Term Finance	£24,400,000	-1.2%	£24,700,000	-12.7%	£28,300,000	-12.7%	£32,400,000	-9.7%	£35,900,000
	Total Long Term Liabilities	£2,292,300,000	4.6%	£2,191,400,000	-13.6%	£2,535,200,000	30.9%	£1,937,200,000	11.3%	£1,741,200,000

Capital & Reserves

	Date Of Accounts	28/01/17	(%)	28/01/16	(%)	31/01/15	(%)	25/01/14	(%)	26/01/13
	Called Up Share Capital	£6,700,000	-	£6,700,000	-	£6,700,000	-	£6,700,000	-	£6,700,000
	P & L	£2,037,400	-	£2,046,300	35.8	£1,507,400	-	£1,778,700	-	£1,888,900

DISCLAIMER : This Report is **PRIVATE & CONFIDENTIAL** and it is prepared at the request of and for its use by the Subscriber only. The Subscriber shall use the contents of the Report merely as an aid to its business. Mira Inform Private Limited ("MIPL") has collated information/data in the Report, which have not been verified unless otherwise specifically mentioned in the Report. The Subscriber shall independently verify the accuracy and correctness of the information/data before in any way acting upon the same. MIPL shall not be liable for any harm, injury, loss or damage caused to the Subscriber due to default by the Subscriber's debtors/beneficiaries in fulfilling their obligations of any nature whatsoever. This Report or any of its portion shall not be used as a documentary evidence or otherwise before any investigative agencies or forum of law. This Report is confidential and proprietary to MIPL. The Subscriber and/or any other person(s) may not reproduce, publish or disclose any of the contents of the Report to others without the express authorization of MIPL. This Report is prepared and issued to the Subscriber without any risk, responsibility or liability on the part of MIPL or its officials.

	Account Reserve	,000	0.4 %	,000	%	,000	15.3 %	,000	5.8%	,000
	Revaluation Reserve	-	-	-	-	-	-	-	-	-
	Sundry Reserves	£9,300,000	- 13.1 %	£10,700,000	161 %	£4,100,000	205.1 %	£3,900,000	- 169.6%	£5,600,000
	Shareholder Funds	£2,053,400,000	- 0.5 %	£2,063,700,000	35.9 %	£1,518,200,000	- 14.8 %	£1,781,500,000	- 6.3%	£1,901,200,000


Other Financial Items

	Date Of Accounts	28/01/17	(%)	28/01/16	(%)	31/01/15	(%)	25/01/14	(%)	26/01/13
	Net Worth	£1,620,700,000	- 3.3 %	£1,675,300,000	41.7 %	£1,182,700,000	- 21.9 %	£1,514,600,000	- 10.2 %	£1,687,500,000
	Working Capital	- £312,800,000	25.9 %	- £421,900,000	32.9 %	- £628,700,000	5.6 %	- £665,800,000	- 40.6 %	- £473,600,000
	Total Assets	£6,286,000,000	1.2 %	£6,211,500,000	6.1 %	£5,852,500,000	6%	£5,523,800,000	3%	£5,363,600,000
	Total Liabilities	£4,232,600,000	2%	£4,147,800,000	- 4.3 %	£4,334,300,000	15.8 %	£3,742,300,000	8.1 %	£3,462,400,000
	Net Assets	£2,053,400,000	- 0.5 %	£2,063,700,000	35.9 %	£1,518,200,000	- 14.8 %	£1,781,500,000	- 6.3 %	£1,901,200,000



Cash Flow

	Date Of Accounts	28/01/17	(%)	28/01/16	(%)	31/01/15	(%)	25/01/14	(%)	26/01/13
	Net Cashflow from Operations	£586,400,000	- 19.7 %	£730,300,000	99.9 %	£365,400,000	- 19.4 %	£453,500,000	- 29.6 %	£644,000,000
	Net Cashflow before Financing	£128,900,000	- 67.1 %	£391,700,000	250.5 %	- £260,300,000	- 601.6 %	- £37,100,000	- 112.8 %	£289,800,000
	Net Cashflow	- £122,600,000	- 100 %	- £61,300,000	- 125%	£245,300,000	255.5 %	- £157,700,000	47.9 %	- £302,400,000










DISCLAIMER : This Report is **PRIVATE & CONFIDENTIAL** and it is prepared at the request of and for its use by the Subscriber only. The Subscriber shall use the contents of the Report merely as an aid to its business. Mira Inform Private Limited ("MIPL") has collated information/data in the Report, which have not been verified unless otherwise specifically mentioned in the Report. The Subscriber shall independently verify the accuracy and correctness of the information/data before in any way acting upon the same. MIPL shall not be liable for any harm, injury, loss or damage caused to the Subscriber due to default by the Subscriber's debtors/beneficiaries in fulfilling their obligations of any nature whatsoever. This Report or any of its portion shall not be used as a documentary evidence or otherwise before any investigative agencies or forum of law. This Report is confidential and proprietary to MIPL. The Subscriber and/or any other person(s) may not reproduce, publish or disclose any of the contents of the Report to others without the express authorization of MIPL. This Report is prepared and issued to the Subscriber without any risk, responsibility or liability on the part of MIPL or its officials.

	w from Financing	000	%	00				000		000
	Increase in Cash	£6,300,000	-98.1%	£330,400,000	999.9%	-£15,000,000	92.3%	-£194,800,000	-999.9%	-£12,600,000

Miscellaneous

	Date Of Accounts	28/01/17	(%)	28/01/16	(%)	31/01/15	(%)	25/01/14	(%)	26/01/13
	Contingent Liability	YES	-	YES	-	YES	-	YES	-	YES
	Capital Employed	£4,345,700,000	2.1%	£4,255,100,000	5%	£4,053,400,000	9%	£3,718,700,000	2.1%	£3,642,400,000
	Number of Employees	88000	-3%	90700	-1.5%	92100	6.4%	86600	5.7%	81900
	Accountants									
	Auditors	KPMG LLP								
	Auditor Comments	The audit report contains no adverse comments								
	Bankers	THE ROYAL BANK OF SCOTLAND PLC								
	Bank Branch Code									






Ratios

	Date Of Accounts	28/01/17	28/01/16	31/01/15	25/01/14	26/01/13
	Pre-tax profit margin %	4.50	2.96	1.99	1.40	1.56
	Current ratio	0.84	0.78	0.65	0.63	0.72
	Sales/Net Working Capital	-32.05	-23.11	-15.43	-13.56	-17.87
	Gearing %	111.60	109	167	113	99.80
	Equity in %	35.10	35.40	27.50	33.90	36.90
	Creditor Days	34.91	34.52	33.43	31.77	30.01
	Debtor Days	2.46	2.27	2.15	2.22	2.12
	Liquidity/Acid Test	0.51	0.46	0.32	0.32	0.42
	Return On Capital Employed %	10.37	6.77	4.76	3.39	3.61

DISCLAIMER : This Report is **PRIVATE & CONFIDENTIAL** and it is prepared at the request of and for its use by the Subscriber only. The Subscriber shall use the contents of the Report merely as an aid to its business. Mira Inform Private Limited ("MIPL") has collated information/data in the Report, which have not been verified unless otherwise specifically mentioned in the Report. The Subscriber shall independently verify the accuracy and correctness of the information/data before in any way acting upon the same. MIPL shall not be liable for any harm, injury, loss or damage caused to the Subscriber due to default by the Subscriber's debtors/beneficiaries in fulfilling their obligations of any nature whatsoever. This Report or any of its portion shall not be used as a documentary evidence or otherwise before any investigative agencies or forum of law. This Report is confidential and proprietary to MIPL. The Subscriber and/or any other person(s) may not reproduce, publish or disclose any of the contents of the Report to others without the express authorization of MIPL. This Report is prepared and issued to the Subscriber without any risk, responsibility or liability on the part of MIPL or its officials.

JOHN LEWIS PLC - 539176

PAGE NO. : 12

	Return On Total Assets Employed %	7.17	4.64	3.30	2.28	2.45
	Current Debt Ratio	0.94	0.94	1.18	1.01	0.90
	Total Debt Ratio	2.06	2	2.85	2.10	1.82
	Stock Turnover Ratio %	6.26	6.37	5.98	6.13	6.07
	Return on Net Assets Employed %	21.95	13.97	12.73	7.07	6.92

Report Notes

There are no notes to display.

Status History

No Status History found

EVENT HISTORY

Date	Description
09/07/2018	Confirmation Statement
19/02/2018	Mr K.M. Hubber has resigned as company secretary
19/02/2018	New Company Secretary Mr P. Simpson appointed
23/08/2017	New Accounts Filed
23/08/2017	New Accounts Filed
14/07/2017	Confirmation Statement
04/07/2017	Payment Data Update Received
03/07/2017	New Accounts Filed
03/07/2017	New Accounts Filed
13/01/2017	New Board Member Ms P.M. Nickolds appointed
04/11/2016	Mr A.J. Street has left the board
10/09/2016	Annual Returns
05/08/2016	New Accounts Filed
05/08/2016	New Accounts Filed
02/07/2016	New Accounts Filed

Previous Company Names

No Previous Names found

Writ Details

No writs found

DISCLAIMER : This Report is **PRIVATE & CONFIDENTIAL** and it is prepared at the request of and for its use by the Subscriber only. The Subscriber shall use the contents of the Report merely as an aid to its business. Mira Inform Private Limited ("MIPL") has collated information/data in the Report, which have not been verified unless otherwise specifically mentioned in the Report. The Subscriber shall independently verify the accuracy and correctness of the information/data before in any way acting upon the same. MIPL shall not be liable for any harm, injury, loss or damage caused to the Subscriber due to default by the Subscriber's debtors/beneficiaries in fulfilling their obligations of any nature whatsoever. This Report or any of its portion shall not be used as a documentary evidence or otherwise before any investigative agencies or forum of law. This Report is confidential and proprietary to MIPL. The Subscriber and/or any other person(s) may not reproduce, publish or disclose any of the contents of the Report to others without the express authorization of MIPL. This Report is prepared and issued to the Subscriber without any risk, responsibility or liability on the part of MIPL or its officials.

STATISTICS

Group	22 companies
Linkages	4 companies
Countries	In 2 countries

SUMMARY

Holding Company	JOHN LEWIS PARTNERSHIP PLC
Ownership Status	Wholly Owned
Ultimate Holding Company	JOHN LEWIS PARTNERSHIP TRUST LIMITED

GROUP STRUCTUREFULL

Company Name	Registered Number	Latest Key Financials	Consol. Accounts	Turnover
JOHN LEWIS PARTNERSHIP T...	00481406	28.01.2017	N	
JOHN LEWIS PARTNERSHIP...	00238937	28.01.2017	Y	£10,026,200,000
JOHN LEWIS PLC	00233462	28.01.2017	Y	£10,026,200,000
THE ODNEY ESTATE L...	02828420	28.01.2017	N	
BUY.COM LIMITED	03709785	28.01.2017	N	
JOHN LEWIS PT HOLD...	07106855	28.01.2017	N	
JOHN LEWIS PARTNE...	00372106	28.01.2017	N	
JLPPT HOLDCO 1...	09133952	31.12.2017	Y	£190,212
RIDGEPORT LIM...	06442640	31.12.2017	N	
BACKFOLD LIMITED	07191263	31.12.2017	N	
BOURNE INVE...	08251636	31.12.2017	N	
JOHN LEWIS DELIVER...	07643845	28.01.2017	N	
JOHN LEWIS CAR FIN...	04328890	28.01.2017	N	£1,008,000
CARLISLE PLACE VEN...	02829583	28.01.2017	N	
JLP SCOTLAND LIMITED	SC370158	28.01.2017	N	
JOHN LEWIS INTERNA...	07501166	28.01.2017	N	£11,196,800
JONELLE JEWELLERY...	00223203	28.01.2017	N	

JOHN LEWIS PLC - 539176

PAGE NO. : 14

JONELLE LIMITED	00240604	28.01.2017	N	
PETER JONES LIMITED	00285318	28.01.2017	N	
JOHN LEWIS PROPERT...	00303301	28.01.2017	N	£44,100,000
HERBERT PARKINSON...	00318082	28.01.2017	N	£25,676,200
WAITROSE LIMITED	00099405	27.01.2018	N	£6,226,100,000

Exact CCJ Details

Date	Court	Amount	Status	Case Number	Date Paid
16/05/2018	COUNTY COURT BUSINESS CENTRE	£250	Judgment	E1QZ40P6	-
22/03/2018	COUNTY COURT BUSINESS CENTRE	£836	Judgment	E0QZ700X	-
30/01/2015	COUNTY COURT BUSINESS CENTRE	£496	Satisfied	B1FK9861	18/05/2015
05/12/2014	COUNTY COURT BUSINESS CENTRE	£288	Satisfied	A6XC6704	15/01/2015
19/08/2014	COUNTY COURT BUSINESS CENTRE	£1,506	Satisfied	A9QZ7937	26/09/2014
14/08/2014	COUNTY COURT BUSINESS CENTRE	£1,205	Judgment	A8XX0434	-
12/11/2013	NORTHAMPTON CCBC	£124	Judgment	3QZ09458	-
07/08/2012	SHOREDITCH	£1,015	Satisfied	2IR73248	30/04/2014

Possible CCJs Details

Possible CCJ matches show CCJs that may be matched to a company based on various criteria such as similar trading names or addresses. This data is provided for your information only as an aid to decision-making and does not affect a company's rating.

Date	Court	Amount	Status	Case Number	Date Paid	Registered CCJ Details
05/01/2017	COUNTY COURT BUSINESS CENTRE	£275	Satisfied	C2QZ04AC	09/03/2017	JOHN LEWIS LIMITED, 300 OXFORD STREET, LONDON, W1C 1DX, W1C 1DX, W1C 1DX
25/09/2013	NORTHAMPTON CCBC	£1,650	Judgment	3QZ18756	-	JOHN LEWIS PARTNERSHIP, DONCASTLE ROAD, SOUTHERN INDUSTRIAL ESTATE, BRACKNELL, RG12 8YA, RG12 8YA

MORTGAGE DETAILS

Mortgage Type:	STANDARD SECURITY PRESENTED FOR REGISTRATION IN SCOTLAND ON 12/5/86		
Date Charge Created:	12/05/86		
Date Charge Registered:	21/05/86		

DISCLAIMER : This Report is **PRIVATE & CONFIDENTIAL** and it is prepared at the request of and for its use by the Subscriber only. The Subscriber shall use the contents of the Report merely as an aid to its business. Mira Inform Private Limited ("MIPL") has collated information/data in the Report, which have not been verified unless otherwise specifically mentioned in the Report. The Subscriber shall independently verify the accuracy and correctness of the information/data before in any way acting upon the same. MIPL shall not be liable for any harm, injury, loss or damage caused to the Subscriber due to default by the Subscriber's debtors/beneficiaries in fulfilling their obligations of any nature whatsoever. This Report or any of its portion shall not be used as a documentary evidence or otherwise before any investigative agencies or forum of law. This Report is confidential and proprietary to MIPL. The Subscriber and/or any other person(s) may not reproduce, publish or disclose any of the contents of the Report to others without the express authorization of MIPL. This Report is prepared and issued to the Subscriber without any risk, responsibility or liability on the part of MIPL or its officials.

Date Charge Satisfied:	27/07/87		
Status:	SATISFIED		
Person(s) Entitled:	NORTHERN CO-OPERATIVE SOCIETY LIMITED		
Amount Secured:	£4,238.500 AND ALL OTHER MONIES DUE OR TO BECOME DUE FROM THE COMPANY TO THECHARGE IN TERMS OF THE MISSIVES OF SALE DATED 6,11,12 & 28 FEBRUARY 1986		
Details:	AREA OF GROUND BOUNDED BY GEORGE STREET.JACK STEET & ST ANDREWS STREET ABERDEENWITH BUILDINGS KNOWNAS NORCO HOUSE.		
Mortgage Type:			
Date Charge Created:	01/09/34		
Date Charge Registered:	01/09/34		
Date Charge Satisfied:	-		
Status:	OUTSTANDING		
Person(s) Entitled:			
Amount Secured:	NO AMOUNT SECURED		
Details:			
Mortgage Type:			
Date Charge Created:	03/07/34		
Date Charge Registered:	12/07/34		
Date Charge Satisfied:	-		
Status:	PARTIAL PROPERTY RELEASE		
Person(s) Entitled:	THE PRUDENTIAL ASSURANCE COMPANY LIMITED		
Amount Secured:	£1,050,000 DEBENTURE STOCK AND PREMIUM OF 5% SUPPLEMENTAL TO TRUST DEED DATED 31/1/34 AND A DEEDSUPPLEMENTAL THERETO		
Details:	FREEHOLD LAND ON THE NORTH EAST SIDE OFDRAYCOTT AVENUE CHELSEA LONDON.		
Mortgage Type:			
Date Charge Created:	03/07/34		
Date Charge Registered:	12/07/34		
Date Charge Satisfied:	-		
Status:	PARTIAL PROPERTY RELEASE		
Person(s) Entitled:	THE PRUDENTIAL ASSURANCE COMPANY LIMITED		
Amount Secured:	FOR SECURING £1,050,000 DEBENTURE STOCKAND PREMIUM OF 5% SUPPLEMENTAL TO TRUST DEED DATED 31/1/34AND A DEED SUPPLEMENTAL THERETO		
Details:	LAND AND PREMISES AT REAR OF 19,21,23 PALMERSTON RD & NO 7 RICHMOND PLACELAND AND SHOPS NOS 25,27,29,31,33 & 35 PALMERSTON RD & 1 STANLEY LANE. SOUTHSEA PORTSMOUTH LAND AT NORTH SIDE OF STANLEY LANE.SOUTHSEA.		
Mortgage Type:			
Date Charge Created:	27/04/34		
Date Charge Registered:	07/05/34		
Date Charge Satisfied:	-		
Status:	PARTIAL PROPERTY RELEASE		

Person(s) Entitled:	THE PRUDENTIAL ASSURANCE COMPANY LIMITED
Amount Secured:	DEBENTURE STOCK AMOUNTING TO £850,000 AND ANY FURTHER STOCK UP TO £400,000 AND A PREMIUM OF £5%
Details:	23,24,25 & 26 SLOANE SQUARE CHELSEA ANDLAND BUILDINGS AT BACK. 1 TO 31 (ODD) &31A SYMONS STREET CHELSEA. 2 TO 28 (EVEN) & 10A KINGS ROAD CHELSEA. 25 TO 31 (ODD) CADOGAN GARDENS CHELSEA.

PREVIOUS DIRECTOR/COMPANY SECRETARIES

Name	Current Active Appointments	Previous Appointments	Dissolved Companies
Rachel Claire Elizabeth Osborne	0	3	0
Guy William Walton	0	1	0
Ian Ashley Fleming	0	1	0
Alexander John Young	0	1	0
Helen Alison Weir	0	15	1
Reyn Hauff	0	1	0
Loraine Woodhouse	2	87	7
Leslie Herbert Fletcher	0	6	1
David Leonard Felwick	1	12	10
Brian Anthony O'Callaghan	0	10	1
Dudley Richard Cloake	1	9	2
Peter Falconer	0	3	1
Ian David Alexander	1	11	3
Peter Tyndale Lewis	0	5	0
Peter Jerome Francis Oryan	0	2	1
Jean Margaret Quinn	0	1	0
Christopher Luke Mayhew	1	10	6
Brian James Pritchard	0	16	25
Nigel Wilfred Wreford-Brown	0	5	1
John Barnard Grantley Carpenter	0	5	3
Peter Walter Kenneth Still	1	2	2
Stuart Hampson	0	12	5
Mark Ian Price	0	9	1
Steven Derek Esom	0	8	3
Terence Frank Neville	2	19	17
Andrew John Street	0	5	1
Margaret Henrietta Augusta Casely-Hayford	0	18	16
David Ernest Young	3	13	2
Marisa Luisa Cassoni	1	26	17
Betty Edith Dickinson	0	1	1
John S Sadler	0	3	0

DISCLAIMER : This Report is **PRIVATE & CONFIDENTIAL** and it is prepared at the request of and for its use by the Subscriber only. The Subscriber shall use the contents of the Report merely as an aid to its business. Mira Inform Private Limited ("MIPL") has collated information/data in the Report, which have not been verified unless otherwise specifically mentioned in the Report. The Subscriber shall independently verify the accuracy and correctness of the information/data before in any way acting upon the same. MIPL shall not be liable for any harm, injury, loss or damage caused to the Subscriber due to default by the Subscriber's debtors/beneficiaries in fulfilling their obligations of any nature whatsoever. This Report or any of its portion shall not be used as a documentary evidence or otherwise before any investigative agencies or forum of law. This Report is confidential and proprietary to MIPL. The Subscriber and/or any other person(s) may not reproduce, publish or disclose any of the contents of the Report to others without the express authorization of MIPL. This Report is prepared and issued to the Subscriber without any risk, responsibility or liability on the part of MIPL or its officials.

Alan Buchanan	0	1	0
Keith Michael Hubber	0	1	0
Total Persons With Significant Control	1	Total Statements	0
Active	1	Active	0
Ceased	0	Ceased	0

ACTIVE PERSONS WITH SIGNIFICANT CONTROL

Name	John Lewis Partnership Plc	Kind	Corporate Entity With Significant Control
Address	171 Victoria Street, London	Notified On	06/04/2016
Post Code	SW1E 5NN	Legal Form	Private Limited Company
Authority	Companies Act 2006	Place Registered	England And Wales
Country Registered	England	Registration Number	238937
Nature Of Control	Ownership of shares - above 75%		

Ceased Persons With Significant Control

No Ceased Persons With Significant Control To Display

Active Statements

No Active Statements To Display

Ceased Statements

No Ceased Statements To Display

FOREIGN EXCHANGE RATES

Currency	Unit	Indian Rupees
US Dollar	1	INR 72.59
UK Pound	1	INR 93.49
Euro	1	INR 82.61
GBP	1	INR 93.69

Note : Above are approximate rates obtained from sources believed to be correct

INFORMATION DETAILS

Analysis Done by :	NIS
Report Prepared by :	KET

DISCLAIMER : This Report is **PRIVATE & CONFIDENTIAL** and it is prepared at the request of and for its use by the Subscriber only. The Subscriber shall use the contents of the Report merely as an aid to its business. Mira Inform Private Limited ("MIPL") has collated information/data in the Report, which have not been verified unless otherwise specifically mentioned in the Report. The Subscriber shall independently verify the accuracy and correctness of the information/data before in any way acting upon the same. MIPL shall not be liable for any harm, injury, loss or damage caused to the Subscriber due to default by the Subscriber's debtors/beneficiaries in fulfilling their obligations of any nature whatsoever. This Report or any of its portion shall not be used as a documentary evidence or otherwise before any investigative agencies or forum of law. This Report is confidential and proprietary to MIPL. The Subscriber and/or any other person(s) may not reproduce, publish or disclose any of the contents of the Report to others without the express authorization of MIPL. This Report is prepared and issued to the Subscriber without any risk, responsibility or liability on the part of MIPL or its officials.

RATING EXPLANATIONS

Credit Rating	Explanation	Rating Comments
A++	Minimum Risk	Business dealings permissible with minimum risk of default
A+	Low Risk	Business dealings permissible with low risk of default
A	Acceptable Risk	Business dealings permissible with moderate risk of default
B	Medium Risk	Business dealings permissible on a regular monitoring basis
C	Medium High Risk	Business dealings permissible preferably on secured basis
D	High Risk	Business dealing not recommended or on secured terms only
NB	New Business	No recommendation can be done due to business in infancy stage
NT	No Trace	No recommendation can be done as the business is not traceable

NB is stated where there is insufficient information to facilitate rating. However, it is not to be considered as unfavourable.

This score serves as a reference to assess SC's credit risk and to set the amount of credit to be extended. It is calculated from a composite of weighted scores obtained from each of the major sections of this report. The assessed factors are as follows:

- Financial condition covering various ratios
- Company background and operations size
- Promoters / Management background
- Payment record
- Litigation against the subject
- Industry scenario / competitor analysis
- Supplier / Customer / Banker review (wherever available)