

MIRA INFORM REPORT

Report No. :	537358
Report Date :	15.11.2018

IDENTIFICATION DETAILS

Name :	OMMEENA PHARMA DISTRIBUTORS PRIVATE LIMITED
Registered Office :	New No. 58, Old 44/2, Lnadsons Road, Kilapuk, Chennai – 600010, Tamilnadu
Tel. No.:	91-44-40090599
Country :	India
Financials (as on) :	31.03.2017
Date of Incorporation :	26.04.2018
CIN No.: [Company Identification No.]	U33112TN2018PTC122359
Capital Investment / Paid-up Capital :	INR 5.043 Million [Meena Medical Agencies] INR 15.951 Million [Meena Pharma Distributors]
IEC No.: [Import-Export Code No.]	Not Applicable [As informed by the management that firm does not have export and import]
PAN No.: [Permanent Account No.]	AACCO6984G
GSTN : [Goods & Service Tax Registration No.]	33AACCO6984G1Z8
TAN No.:	CHEO05522G
Legal Form :	Private Limited Liability Company
Line of Business :	<ul style="list-style-type: none"> • Trader and Distributor of Pharmaceutical Products. [Confirmed by Management] • Manufacturer, Exporter and Retail Trade of all kinds of Pharmaceuticals, Antibiotics, Drugs, Medicines, Biologicals, Neutraceuticals, Healthcare, Ayurvedic And Dietary Supplement Products, Medicinal Preparations, Vaccines, Chemicals, Chemical Products etc., [As per Memorandum of

	Association – Registry Document]
No. of Employees :	40 [Approximately]

RATING & COMMENTS

(Mira Inform has adopted New Rating mechanism w.e.f. 23rd January 2017)

MIRA's Rating :

B

Credit Rating	Explanation	Rating Comments
B	Medium Risk	Business dealings permissible on a regular monitoring basis

Status :	Moderate
Payment Behaviour :	Slow but correct
Litigation :	Clear

NOTES :

Any query related to this report can be made on e-mail : infodept@mirainform.com while quoting report number, name and date.

ECGC Country Risk Classification List

Country Name	Previous Rating (30.06.2018)	Current Rating (30.09.2018)
India	A1	A1

Risk Category	ECGC Classification
Insignificant	A1
Low Risk	A2
Moderately Low Risk	B1
Moderate Risk	B2
Moderately High Risk	C1
High Risk	C2
Very High Risk	D

EXTERNAL AGENCY RATING

NOT AVAILABLE

RBI DEFAULTERS' LIST STATUS

DISCLAIMER : This Report is **PRIVATE & CONFIDENTIAL** and it is prepared at the request of and for its use by the Subscriber only. The Subscriber shall use the contents of the Report merely as an aid to its business. Mira Inform Private Limited ("MIPL") has collated information/data in the Report, which have not been verified unless otherwise specifically mentioned in the Report. The Subscriber shall independently verify the accuracy and correctness of the information/data before in any way acting upon the same. MIPL shall not be liable for any harm, injury, loss or damage caused to the Subscriber due to default by the Subscriber's debtors/beneficiaries in fulfilling their obligations of any nature whatsoever. This Report or any of its portion shall not be used as a documentary evidence or otherwise before any investigative agencies or forum of law. This Report is confidential and proprietary to MIPL. The Subscriber and/or any other person(s) may not reproduce, publish or disclose any of the contents of the Report to others without the express authorization of MIPL. This Report is prepared and issued to the Subscriber without any risk, responsibility or liability on the part of MIPL or its officials.

Subject's name is not enlisted as a defaulter in the publicly available RBI Defaulters' list.

EPF (Employee Provident Fund) DEFAULTERS' LIST STATUS

Subject's name is not enlisted as a defaulter in the publicly available EPF (Employee Provident Fund) Defaulters' list as of 31-03-2018.

BIFR (Board for Industrial & Financial Reconstruction) LISTING STATUS

Subject's name is not listed as a Sick Unit in the publicly available BIFR (Board for Industrial & Financial Reconstruction) list as of 15.11.2018

IBBI (Insolvency and Bankruptcy Board of India) LISTING STATUS

Subject's name is not listed in the publicly available IBBI (Insolvency and Bankruptcy Board of India) list as of report date.

INFORMATION PARTED BY

Name :	Mr. Nitesh
Designation :	Chief Executive Officer
Contact No.:	91-44-40090599
Date :	15.11.2018

LOCATIONS

Registered Office :	New No. 58, Old 44/2, Lnadsons Road, Kilapuk, Chennai – 600010, Tamilnadu, India
Tel. No.:	91-44-40090599/ 48556754
Mobile No.:	91-8807000833 [Mr. Sendhil]
Fax No.:	Not Available
E-Mail :	ommeenapharma@gmail.com
Location :	Owned
Locality :	Residential
Corporate Office:	No 7, 1st & 2nd Floor, 34 Street, Pudur, Ashok Nagar, Chennai – 600083, Tamilnadu, India

DIRECTORS

AS ON: 31.03.2018

Name :	Mrs. Srividya Baskar
---------------	----------------------

DISCLAIMER : This Report is **PRIVATE & CONFIDENTIAL** and it is prepared at the request of and for its use by the Subscriber only. The Subscriber shall use the contents of the Report merely as an aid to its business. Mira Inform Private Limited ("MIPL") has collated information/data in the Report, which have not been verified unless otherwise specifically mentioned in the Report. The Subscriber shall independently verify the accuracy and correctness of the information/data before in any way acting upon the same. MIPL shall not be liable for any harm, injury, loss or damage caused to the Subscriber due to default by the Subscriber's debtors/beneficiaries in fulfilling their obligations of any nature whatsoever. This Report or any of its portion shall not be used as a documentary evidence or otherwise before any investigative agencies or forum of law. This Report is confidential and proprietary to MIPL. The Subscriber and/or any other person(s) may not reproduce, publish or disclose any of the contents of the Report to others without the express authorization of MIPL. This Report is prepared and issued to the Subscriber without any risk, responsibility or liability on the part of MIPL or its officials.

Designation :	Additional Director		
Address :	No.25, Devadi Street Mylapore, Chennai - 600004, Tamilnadu, India		
Date of Appointment :	27.08.2018		
DIN No.:	05112954		
Other Directorship :			
CIN/FCRN	Company Name	Begin Date	End Date
U51900TN2012PTC085997	SUCCEDE EXIM INDIA PRIVATE LIMITED	30/09/2016	-
U74999TN2012PTC085930	AKSHAYGANGA ENTERPRISES PRIVATE LIMITED	17/05/2012	-
Name :	Mr. Raja Samivel Ponnaiah Shanmuganathan		
Designation :	Additional Director		
Address :	No.6/49, Main Road, Pandaravilai, Perungulam, Thoothukkudi - 628752, Tamilnadu, India		
Date of Appointment :	27.08.2018		
DIN No.:	06722112		
Other Directorship :			
CIN/FCRN	Company Name	Begin Date	End Date
U24232TN2015PTC099076	FORE CARE PHARMACEUTICALS PRIVATE LIMITED	03/06/2015	-
U45208TN2014PTC094475	AYYA INFRA PRIVATE LIMITED	06/01/2014	-

KEY EXECUTIVES

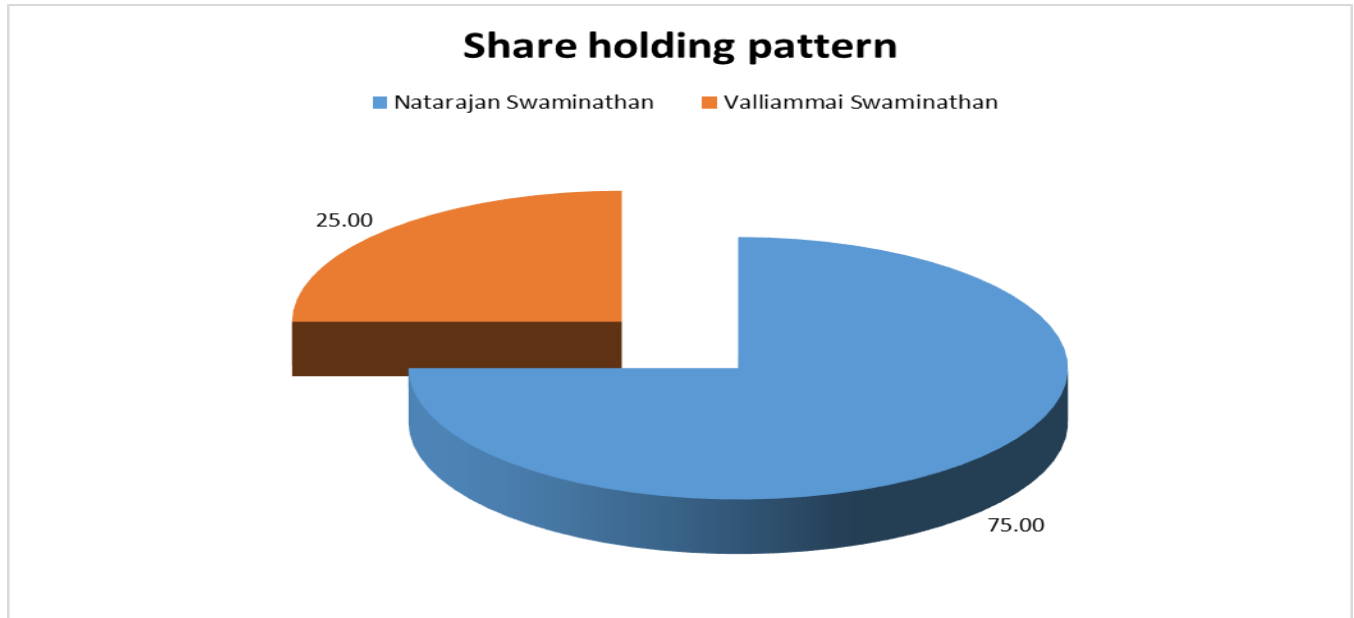
Name :	Mr. Nitesh
Designation :	Chief Executive Officer

MAJOR SHAREHOLDERS / SHAREHOLDING PATTERN

AS ON: 24.04.2018

Names of Shareholders	No. of Shares	% age holding
Natarajan Swaminathan	7500	75.00
Valliammai Swaminathan	2500	25.00
Total	10000	100.00

DISCLAIMER : This Report is **PRIVATE & CONFIDENTIAL** and it is prepared at the request of and for its use by the Subscriber only. The Subscriber shall use the contents of the Report merely as an aid to its business. Mira Inform Private Limited ("MIPL") has collated information/data in the Report, which have not been verified unless otherwise specifically mentioned in the Report. The Subscriber shall independently verify the accuracy and correctness of the information/data before in any way acting upon the same. MIPL shall not be liable for any harm, injury, loss or damage caused to the Subscriber due to default by the Subscriber's debtors/beneficiaries in fulfilling their obligations of any nature whatsoever. This Report or any of its portion shall not be used as a documentary evidence or otherwise before any investigative agencies or forum of law. This Report is confidential and proprietary to MIPL. The Subscriber and/or any other person(s) may not reproduce, publish or disclose any of the contents of the Report to others without the express authorization of MIPL. This Report is prepared and issued to the Subscriber without any risk, responsibility or liability on the part of MIPL or its officials.



BUSINESS DETAILS

Line of Business :	<ul style="list-style-type: none"> • Trader and Distributor of Pharmaceutical Products. [Confirmed by Management] • Manufacturer, Exporter and Retail Trade of all kinds of Pharmaceuticals, Antibiotics, Drugs, Medicines, Biologicals, Neutraceuticals, Healthcare, Ayurvedic And Dietary Supplement Products, Medicinal Preparations, Vaccines, Chemicals, Chemical Products etc., [As per Memorandum of Association – Registry Document]
Brand Names :	Not Available
Agencies Held :	<ul style="list-style-type: none"> • Emcure/Intas • Cipla/Sun/Abbott • Lupin/Glenmark • Torrent/Novartis
Exports :	Not Available
Imports :	Not Available
Terms :	
Selling :	Others [NEFT/RTGS]

DISCLAIMER : This Report is **PRIVATE & CONFIDENTIAL** and it is prepared at the request of and for its use by the Subscriber only. The Subscriber shall use the contents of the Report merely as an aid to its business. Mira Inform Private Limited ("MIPL") has collated information/data in the Report, which have not been verified unless otherwise specifically mentioned in the Report. The Subscriber shall independently verify the accuracy and correctness of the information/data before in any way acting upon the same. MIPL shall not be liable for any harm, injury, loss or damage caused to the Subscriber due to default by the Subscriber's debtors/beneficiaries in fulfilling their obligations of any nature whatsoever. This Report or any of its portion shall not be used as a documentary evidence or otherwise before any investigative agencies or forum of law. This Report is confidential and proprietary to MIPL. The Subscriber and/or any other person(s) may not reproduce, publish or disclose any of the contents of the Report to others without the express authorization of MIPL. This Report is prepared and issued to the Subscriber without any risk, responsibility or liability on the part of MIPL or its officials.

Purchasing : Others [NEFT/RTGS]
--

PRODUCTION STATUS: NOT AVAILABLE

GENERAL INFORMATION

Suppliers :	Reference:	Not Divulged
	Name of the Person (Designation):	--
	Contact Number:	--
	Since how long known:	--
	Maximum limit dealt:	--
	Experience:	--
	Remark	--
Customers :	End Users	
	Reference:	Not Divulged
	Name of the Person (Designation):	--
	Contact Number:	--
	Since how long known:	--
	Maximum limit dealt:	--
	Experience:	--
Remark	--	
No. of Employees :	40 [Approximately]	
Bankers :	Bank Name:	Union Bank of India
	Branch:	K K Nagar (Branch), Chennai – 600078, Tamilnadu, India
	Person Name (with Designation):	--
	Contact Number:	91-1800222244
	Name of Account Holder:	--
	Account Number:	--
	Account Since (Date/ Year of A/c Opening):	--
	Average Balance Maintained (Optional):	--
	Credit Facilities Enjoyed (CC/OD/Term Loan):	--
	Account Operation:	--
	Remarks:	Ringing

DISCLAIMER : This Report is **PRIVATE & CONFIDENTIAL** and it is prepared at the request of and for its use by the Subscriber only. The Subscriber shall use the contents of the Report merely as an aid to its business. Mira Inform Private Limited ("MIPL") has collated information/data in the Report, which have not been verified unless otherwise specifically mentioned in the Report. The Subscriber shall independently verify the accuracy and correctness of the information/data before in any way acting upon the same. MIPL shall not be liable for any harm, injury, loss or damage caused to the Subscriber due to default by the Subscriber's debtors/beneficiaries in fulfilling their obligations of any nature whatsoever. This Report or any of its portion shall not be used as a documentary evidence or otherwise before any investigative agencies or forum of law. This Report is confidential and proprietary to MIPL. The Subscriber and/or any other person(s) may not reproduce, publish or disclose any of the contents of the Report to others without the express authorization of MIPL. This Report is prepared and issued to the Subscriber without any risk, responsibility or liability on the part of MIPL or its officials.

Auditors :	
Name :	K Soundaravelan Chartered Accountants
Address :	Flat No. 16, Gyan Apartments, New No. 38, Venkatraman Street, T Nagar, Chennai-600017, Tamilnadu, India
M No.:	202101
Memberships :	Not Available
Collaborators :	Not Available
Associates/Subsidiaries :	Not Available

CAPITAL STRUCTURE

OMMEENA PHARMA DISTRIBUTORS PRIVATE LIMITED

Authorised Capital : INR 30.000 Million

Issued, Subscribed & Paid-up Capital : INR 23.000 Million

AS ON: 31.03.2017

MEENA MEDICAL AGENCIES

Capital Investment :	
Owned :	INR 5.043 Million
Borrowed :	--
Total :	INR 5.043 Million

MEENA PHARMA DISTRIBUTORS

Particulars	INR in Million
1] Partner's Capital Account	0.100
2] Partner's Current Account	15.851
Total	15.951

FINANCIAL DATA
[all figures are in INR Million]

ABRIDGED BALANCE SHEET

MEENA MEDICAL AGENCIES

SOURCES OF FUNDS		31.03.2017	31.03.2016
SHAREHOLDERS FUNDS			
1] Capital Account		5.043	6.900
2] Reserves & Surplus		0.000	0.000
NETWORTH		5.043	6.900
LOAN FUNDS			
1] Secured Loans		11.837	11.027
2] Unsecured Loans		0.000	0.000
TOTAL BORROWING		11.837	11.027
DEFERRED TAX LIABILITIES		0.000	0.000
TOTAL		16.880	17.927
APPLICATION OF FUNDS			
FIXED ASSETS [Net Block]			
Capital work-in-progress		0.128	0.098
		0.000	0.000
INVESTMENT			
DEFERRED TAX ASSETS		0.000	0.000
CURRENT ASSETS, LOANS & ADVANCES			
Inventories		6.287	5.012
Sundry Debtors		13.399	16.892
Cash & Bank Balances		0.073	0.211
Other Current Assets		0.000	0.000
Loans, Advances and Deposits		0.010	0.010
Total Current Assets		19.769	22.125
Less : CURRENT LIABILITIES & PROVISIONS			
Sundry Creditors		3.017	0.000
Other Current Liabilities		0.000	4.296
Provisions		0.000	0.000
Total Current Liabilities		3.017	4.296
Net Current Assets		16.752	17.829
MISCELLANEOUS EXPENSES			
		0.000	0.000

DISCLAIMER : This Report is **PRIVATE & CONFIDENTIAL** and it is prepared at the request of and for its use by the Subscriber only. The Subscriber shall use the contents of the Report merely as an aid to its business. Mira Inform Private Limited ("MIPL") has collated information/data in the Report, which have not been verified unless otherwise specifically mentioned in the Report. The Subscriber shall independently verify the accuracy and correctness of the information/data before in any way acting upon the same. MIPL shall not be liable for any harm, injury, loss or damage caused to the Subscriber due to default by the Subscriber's debtors/beneficiaries in fulfilling their obligations of any nature whatsoever. This Report or any of its portion shall not be used as a documentary evidence or otherwise before any investigative agencies or forum of law. This Report is confidential and proprietary to MIPL. The Subscriber and/or any other person(s) may not reproduce, publish or disclose any of the contents of the Report to others without the express authorization of MIPL. This Report is prepared and issued to the Subscriber without any risk, responsibility or liability on the part of MIPL or its officials.

TOTAL	16.880	17.927
--------------	---------------	---------------

PROFIT & LOSS ACCOUNT

	PARTICULARS	31.03.2017	31.03.2016
	SALES		
	Sales	38.217	39.578
	Others Income	0.002	0.000
	TOTAL	38.219	39.578
Less	EXPENSES		
	Cost of goods sold	33.208	35.266
	Discount	0.941	0.147
	Accounting g Charges	0.087	0.087
	Advertisement	0.014	0.013
	Bonus	0.059	0.074
	Computer Maintenance	0.025	0.047
	Electric Charges	0.130	0.119
	General Expenses	0.145	0.070
	Insurance	0.015	0.017
	Pooja Expenses	0.006	0.008
	Postage	0.040	0.023
	Printing and Stationery	0.095	0.016
	Rent	0.362	0.391
	Repairs and Renewals	0.030	0.076
	Salary	1.159	1.026
	Sales Promotion Expenses	0.562	0.602
	Staff Welfare Expenses	0.184	0.206
	Telephone Charges	0.071	0.066
	Travelling and Conveyance	0.834	0.755
	TOTAL EXPENSES	37.967	39.009
	PROFIT/ (LOSS) BEFORE INTEREST AND DEPRECIATION AND AMORTISATION	(0.252)	(0.569)
Less	FINANCIAL EXPENSES	1.253	1.284
	PROFIT / (LOSS) BEFORE DEPRECIATION AND AMORTISATION	(1.001)	(0.715)
Less	DEPRECIATION/ AMORTISATION	0.021	0.015
	NET PROFIT FOR THE PERIOD	(1.022)	(0.730)

DISCLAIMER : This Report is **PRIVATE & CONFIDENTIAL** and it is prepared at the request of and for its use by the Subscriber only. The Subscriber shall use the contents of the Report merely as an aid to its business. Mira Inform Private Limited ("MIPL") has collated information/data in the Report, which have not been verified unless otherwise specifically mentioned in the Report. The Subscriber shall independently verify the accuracy and correctness of the information/data before in any way acting upon the same. MIPL shall not be liable for any harm, injury, loss or damage caused to the Subscriber due to default by the Subscriber's debtors/beneficiaries in fulfilling their obligations of any nature whatsoever. This Report or any of its portion shall not be used as a documentary evidence or otherwise before any investigative agencies or forum of law. This Report is confidential and proprietary to MIPL. The Subscriber and/or any other person(s) may not reproduce, publish or disclose any of the contents of the Report to others without the express authorization of MIPL. This Report is prepared and issued to the Subscriber without any risk, responsibility or liability on the part of MIPL or its officials.

KEY RATIOS

EFFICIENCY RATIOS

PARTICULARS		31.03.2017	31.03.2016
Average Collection Days (Sundry Debtors / Income * 365 Days)		127.97	155.78
Account Receivables Turnover (Income / Sundry Debtors)		2.85	2.34
Average Payment Days (Sundry Creditors / Purchases * 365 Days)		0.00	0.00
Inventory Turnover (Operating Income / Inventories)		0.04	0.11
Asset Turnover (Operating Income / Net Fixed Assets)		1.97	5.81

LEVERAGE RATIOS

PARTICULARS		31.03.2017	31.03.2016
Debt Ratio ((Borrowing + Current Liabilities) / Total Assets)		0.59	0.50
Debt Equity Ratio (Total Liability / Networth)		2.35	1.60
Current Liabilities to Networth (Current Liabilities / Net Worth)		0.00	0.00
Fixed Assets to Networth (Net Fixed Assets / Networth)		0.03	0.01
Interest Coverage Ratio (PBIT / Financial Charges)		0.20	0.44

PROFITABILITY RATIOS

PARTICULARS		31.03.2017	31.03.2016
Net Profit Margin ((PAT / Sales) * 100)	%	(2.67)	(1.84)
Return on Total Assets ((PAT / Total Assets) * 100)	%	(5.14)	(3.28)

DISCLAIMER : This Report is **PRIVATE & CONFIDENTIAL** and it is prepared at the request of and for its use by the Subscriber only. The Subscriber shall use the contents of the Report merely as an aid to its business. Mira Inform Private Limited ("MIPL") has collated information/data in the Report, which have not been verified unless otherwise specifically mentioned in the Report. The Subscriber shall independently verify the accuracy and correctness of the information/data before in any way acting upon the same. MIPL shall not be liable for any harm, injury, loss or damage caused to the Subscriber due to default by the Subscriber's debtors/beneficiaries in fulfilling their obligations of any nature whatsoever. This Report or any of its portion shall not be used as a documentary evidence or otherwise before any investigative agencies or forum of law. This Report is confidential and proprietary to MIPL. The Subscriber and/or any other person(s) may not reproduce, publish or disclose any of the contents of the Report to others without the express authorization of MIPL. This Report is prepared and issued to the Subscriber without any risk, responsibility or liability on the part of MIPL or its officials.

Return on Investment (ROI) ((PAT / Networth) * 100)	%	(20.27)	(10.58)
--	---	---------	---------

SOLVENCY RATIOS

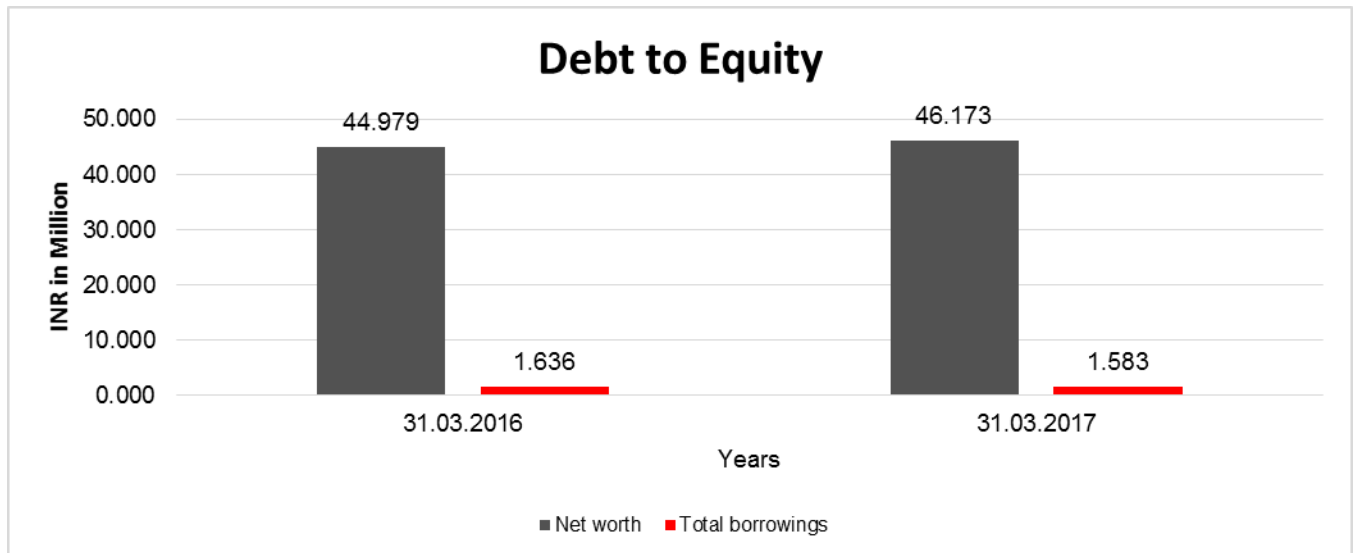
PARTICULARS		31.03.2017	31.03.2016
Current Ratio (Current Assets / Current Liabilities)		0.00	0.00
Quick Ratio ((Current Assets – Inventories) / Current Liabilities)		0.00	0.00
G-Score Ratio Financial (Networth / Total Assets)		0.25	0.31
G-Score Ratio Debt (Debts / Equity Capital)		2.35	1.60
G-Score Ratio Liquidity (Total Current Assets / Total Current Liabilities)		0.00	0.00

Total Liability = Short-term Debt + Long-term Debt + Current Maturities of Long-term debts

FINANCIAL ANALYSIS
[all figures are in INR Million]

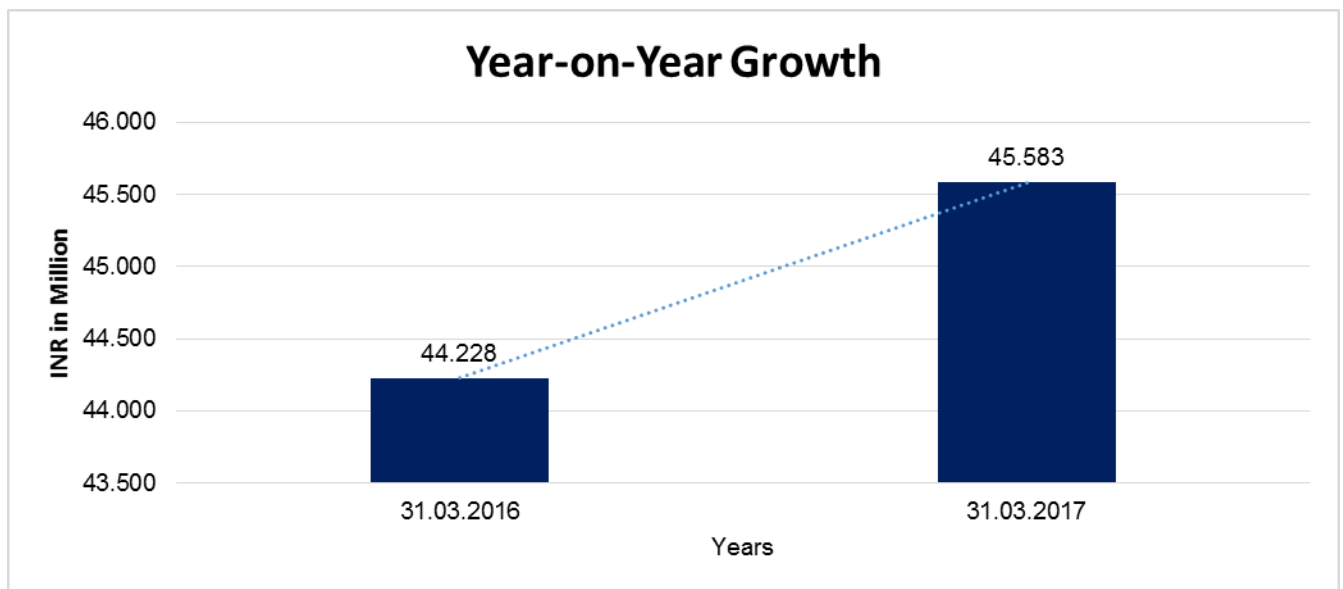
DEBT EQUITY RATIO

Particular	31.03.2016	31.03.2017
	INR In Million	INR In Million
Capital Account	6.900	5.043
Reserves & Surplus	0.000	0.000
Net worth	6.900	5.043
Secured Loan	11.027	11.837
Unsecured Loan	0.000	0.000
Total borrowings	11.027	11.837
Debt/Equity ratio	1.598	2.347



YEAR-ON-YEAR GROWTH

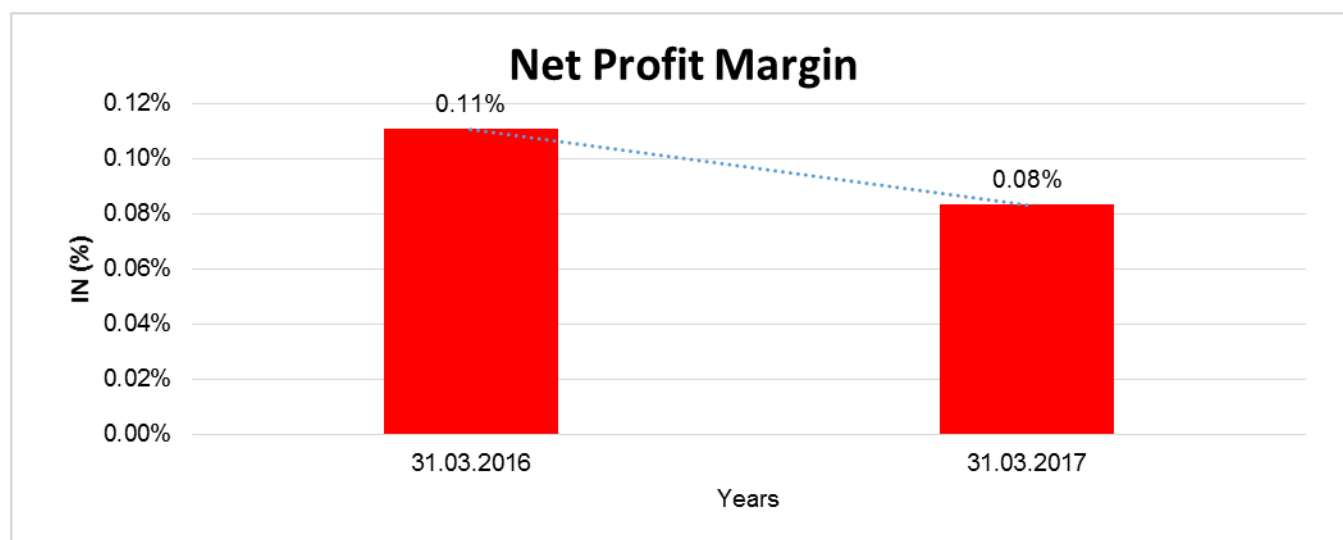
Year on Year Growth	31.03.2016	31.03.2017
	INR In Million	INR In Million
Sales	39.578	38.217
		(3.439)



DISCLAIMER : This Report is **PRIVATE & CONFIDENTIAL** and it is prepared at the request of and for its use by the Subscriber only. The Subscriber shall use the contents of the Report merely as an aid to its business. Mira Inform Private Limited ("MIPL") has collated information/data in the Report, which have not been verified unless otherwise specifically mentioned in the Report. The Subscriber shall independently verify the accuracy and correctness of the information/data before in any way acting upon the same. MIPL shall not be liable for any harm, injury, loss or damage caused to the Subscriber due to default by the Subscriber's debtors/beneficiaries in fulfilling their obligations of any nature whatsoever. This Report or any of its portion shall not be used as a documentary evidence or otherwise before any investigative agencies or forum of law. This Report is confidential and proprietary to MIPL. The Subscriber and/or any other person(s) may not reproduce, publish or disclose any of the contents of the Report to others without the express authorization of MIPL. This Report is prepared and issued to the Subscriber without any risk, responsibility or liability on the part of MIPL or its officials.

NET PROFIT MARGIN

Net Profit Margin	31.03.2016	31.03.2017
	INR In Million	INR In Million
Sales	39.578	38.217
Profit/ (Loss)	(0.730)	(1.022)
	(1.84%)	(2.67%)



ABRIDGED BALANCE SHEET

MEENA PHARMA DISTRIBUTORS

SOURCES OF FUNDS		31.03.2017	31.03.2016
SHAREHOLDERS FUNDS			
1] Partner's Capital Account		0.100	0.100
2] Partner's Current Account		15.851	17.147
3] Reserves & Surplus		0.000	0.000
NETWORTH		15.951	17.247
LOAN FUNDS			
1] Secured Loans		1.583	1.636
2] Unsecured Loans		0.000	0.000
TOTAL BORROWING		1.583	1.636
DEFERRED TAX LIABILITIES		0.000	0.000
TOTAL		17.534	18.883
APPLICATION OF FUNDS			
FIXED ASSETS [Net Block]			
Capital work-in-progress		0.000	0.000
INVESTMENT			
DEFERRED TAX ASSETS		0.000	0.000
CURRENT ASSETS, LOANS & ADVANCES			
Inventories		7.457	7.158
Sundry Debtors		15.628	16.176
Cash & Bank Balances		1.255	1.034
Other Current Assets		0.000	0.000
Loans, Advances and Deposits		0.010	0.010
Total Current Assets		24.350	24.378
Less : CURRENT LIABILITIES & PROVISIONS			
Sundry Creditors		7.369	6.095
Other Current Liabilities		0.000	0.000
Provisions		0.000	0.000
Total Current Liabilities		7.369	6.095
Net Current Assets		16.981	18.283
MISCELLANEOUS EXPENSES			
TOTAL		17.534	18.883

PROFIT & LOSS ACCOUNT

	PARTICULARS	31.03.2017	31.03.2016
	SALES		
	Sales	45.583	44.228
0.030	Others Income	0.590	0.751
	TOTAL	46.173	44.979
Less	EXPENSES		
	Cost of goods sold	41.632	39.940
	Discount	0.000	0.000
	Accounting g Charges	0.075	0.054
	Advertisement	0.008	0.008
	Bonus	0.065	0.080
	Computer Maintenance	0.035	0.050
	Consulting Fee	0.000	0.005
	Electricity Charges	0.130	0.120
	Freight Charges	0.004	0.022
	General Expenses	0.171	0.236
	Gratuity to staffs	0.090	0.000
	Insurance	0.013	0.014
	Pooja Expenses	0.019	0.013
	Postage	0.045	0.043
	Printing and Stationery	0.066	0.035
	Rent	0.657	0.483
	Repairs and Renewals	0.053	0.097
	Salary	1.070	1.224
	Sales Promotion Expenses	0.645	0.596
	Service Tax	0.000	0.001
	Staff Welfare Expenses	0.231	0.218
	Subscription to Association	0.000	0.002
	Telephone Charges	0.050	0.092
	Travelling and Conveyance	0.268	0.828
	TOTAL EXPENSES	45.327	44.161
	PROFIT/ (LOSS) BEFORE INTEREST AND DEPRECIATION AND AMORTISATION	0.846	0.818
Less	FINANCIAL EXPENSES	0.704	0.629
	PROFIT / (LOSS) BEFORE DEPRECIATION AND AMORTISATION	0.142	0.189
Less	DEPRECIATION/ AMORTISATION	0.104	0.140

DISCLAIMER : This Report is **PRIVATE & CONFIDENTIAL** and it is prepared at the request of and for its use by the Subscriber only. The Subscriber shall use the contents of the Report merely as an aid to its business. Mira Inform Private Limited ("MIPL") has collated information/data in the Report, which have not been verified unless otherwise specifically mentioned in the Report. The Subscriber shall independently verify the accuracy and correctness of the information/data before in any way acting upon the same. MIPL shall not be liable for any harm, injury, loss or damage caused to the Subscriber due to default by the Subscriber's debtors/beneficiaries in fulfilling their obligations of any nature whatsoever. This Report or any of its portion shall not be used as a documentary evidence or otherwise before any investigative agencies or forum of law. This Report is confidential and proprietary to MIPL. The Subscriber and/or any other person(s) may not reproduce, publish or disclose any of the contents of the Report to others without the express authorization of MIPL. This Report is prepared and issued to the Subscriber without any risk, responsibility or liability on the part of MIPL or its officials.

	NET PROFIT FOR THE PERIOD		0.038	0.049
--	----------------------------------	--	--------------	--------------

KEY RATIOS

EFFICIENCY RATIOS

PARTICULARS		31.03.2017	31.03.2016
Average Collection Days (Sundry Debtors / Income * 365 Days)		125.14	133.50
Account Receivables Turnover (Income / Sundry Debtors)		2.92	2.73
Average Payment Days (Sundry Creditors / Purchases * 365 Days)		0.00	0.00
Inventory Turnover (Operating Income / Inventories)		0.11	0.11
Asset Turnover (Operating Income / Net Fixed Assets)		1.53	1.36

LEVERAGE RATIOS

PARTICULARS		31.03.2017	31.03.2016
Debt Ratio ((Borrowing + Current Liabilities) / Total Assets)		0.06	0.07
Debt Equity Ratio (Total Liability / Networth)		0.10	0.09
Current Liabilities to Networth (Current Liabilities / Net Worth)		0.00	0.00
Fixed Assets to Networth (Net Fixed Assets / Networth)		0.03	0.03
Interest Coverage Ratio (PBIT / Financial Charges)		1.20	1.30

PROFITABILITY RATIOS

PARTICULARS		31.03.2017	31.03.2016
Net Profit Margin ((PAT / Sales) * 100)	%	0.08	0.11

DISCLAIMER : This Report is **PRIVATE & CONFIDENTIAL** and it is prepared at the request of and for its use by the Subscriber only. The Subscriber shall use the contents of the Report merely as an aid to its business. Mira Inform Private Limited ("MIPL") has collated information/data in the Report, which have not been verified unless otherwise specifically mentioned in the Report. The Subscriber shall independently verify the accuracy and correctness of the information/data before in any way acting upon the same. MIPL shall not be liable for any harm, injury, loss or damage caused to the Subscriber due to default by the Subscriber's debtors/beneficiaries in fulfilling their obligations of any nature whatsoever. This Report or any of its portion shall not be used as a documentary evidence or otherwise before any investigative agencies or forum of law. This Report is confidential and proprietary to MIPL. The Subscriber and/or any other person(s) may not reproduce, publish or disclose any of the contents of the Report to others without the express authorization of MIPL. This Report is prepared and issued to the Subscriber without any risk, responsibility or liability on the part of MIPL or its officials.

Return on Total Assets <i>((PAT / Total Assets) * 100)</i>	%		0.15	0.20
Return on Investment (ROI) <i>((PAT / Networth) * 100)</i>	%		0.24	0.28

SOLVENCY RATIOS

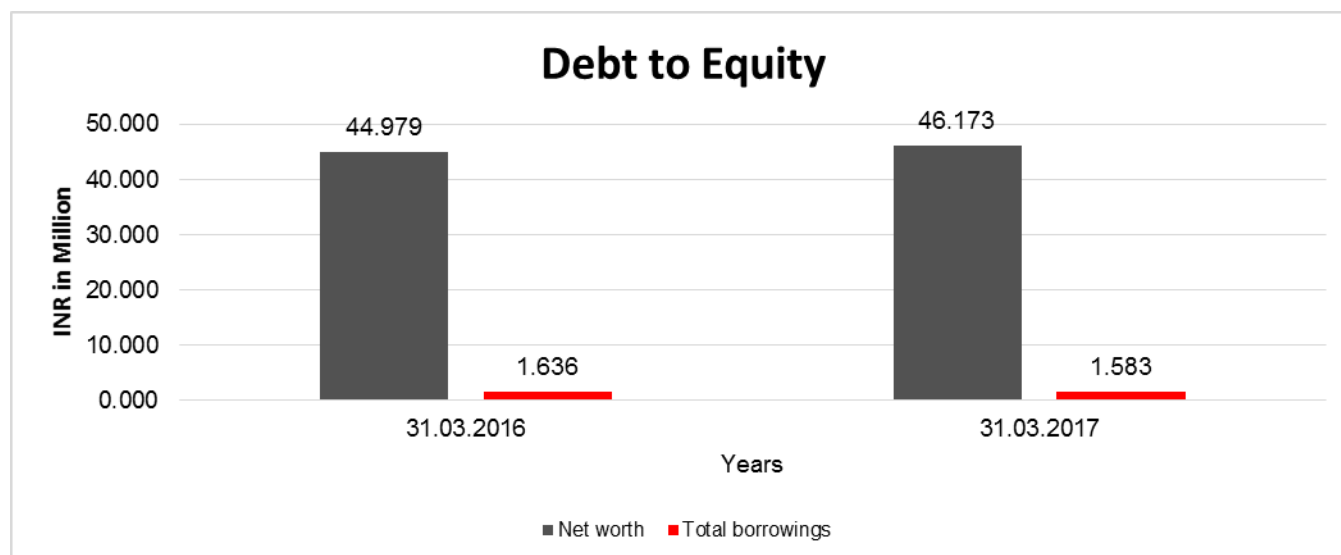
PARTICULARS		31.03.2017	31.03.2016
Current Ratio <i>(Current Assets / Current Liabilities)</i>		0.00	0.00
Quick Ratio <i>((Current Assets – Inventories) / Current Liabilities)</i>		0.00	0.00
G-Score Ratio Financial <i>(Networth / Total Assets)</i>		0.64	0.69
G-Score Ratio Debt <i>(Debts / Equity Capital)</i>		0.10	0.09
G-Score Ratio Liquidity <i>(Total Current Assets / Total Current Liabilities)</i>		0.00	0.00

Total Liability = Short-term Debt + Long-term Debt + Current Maturities of Long-term debts

FINANCIAL ANALYSIS
[all figures are in INR Million]

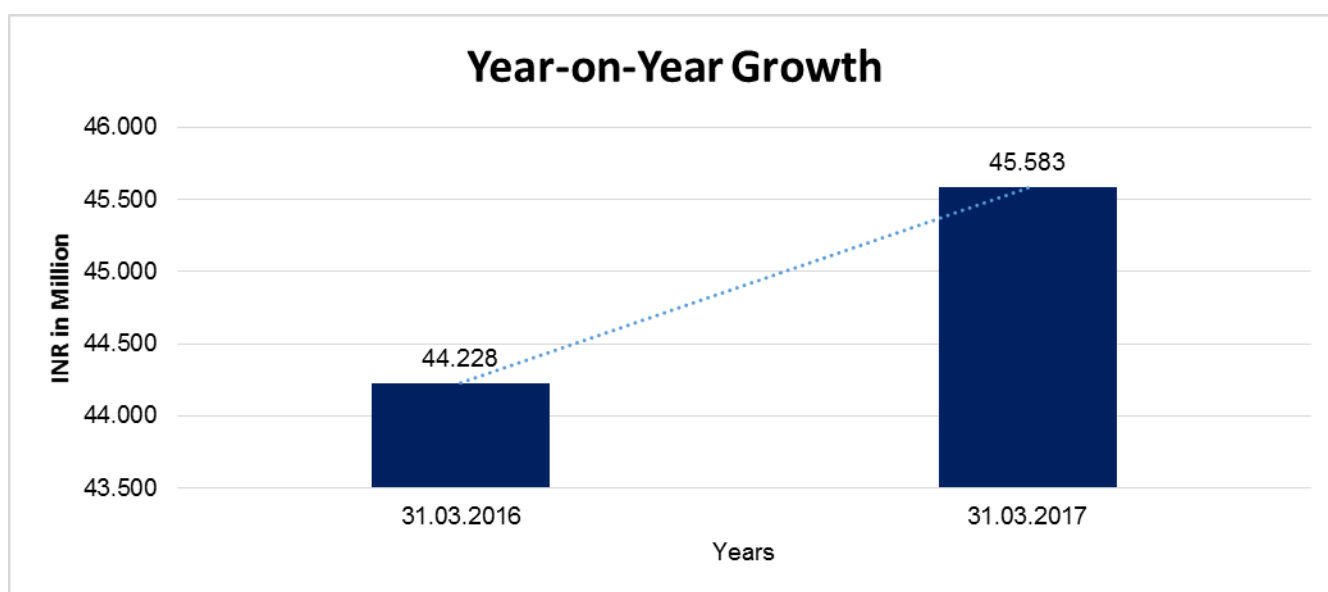
DEBT EQUITY RATIO

Particular	31.03.2016	31.03.2017
	INR In Million	INR In Million
Partner's Capital Account	44.228	45.583
Partner's Current Account	0.751	0.590
Reserves & Surplus	0.000	0.000
Net worth	44.979	46.173
Secured Loan	1.636	1.583
Unsecured Loan	0.000	0.000
Total borrowings	1.636	1.583
Debt/Equity ratio	0.036	0.034



YEAR-ON-YEAR GROWTH

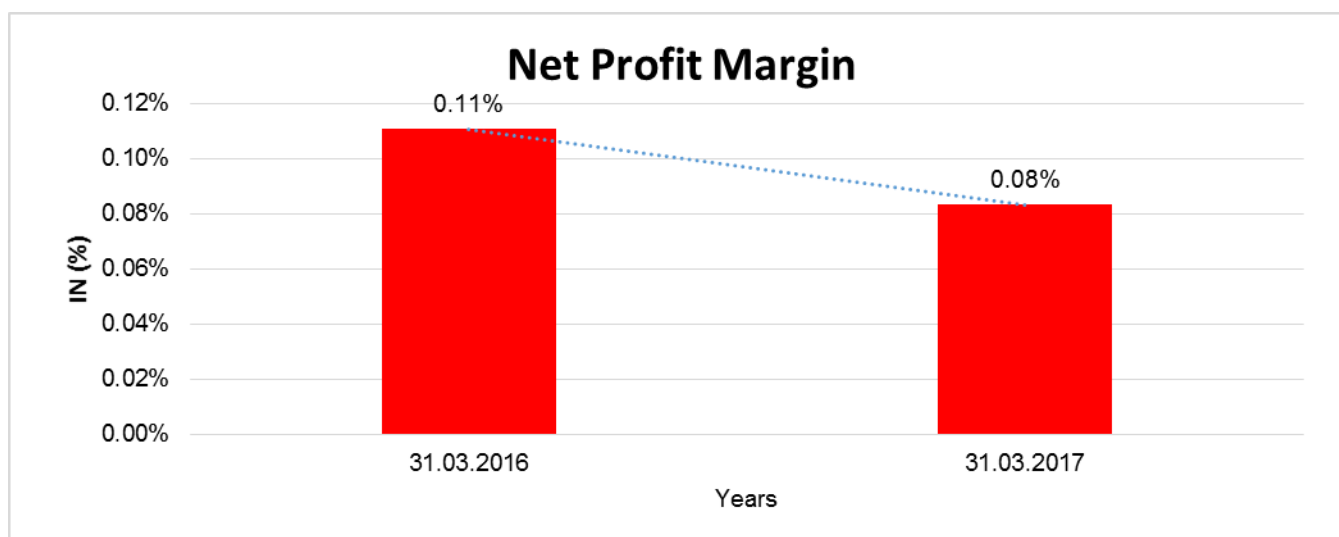
Year on Year Growth	31.03.2016	31.03.2017
	INR In Million	INR In Million
Sales	44.228	45.583
		3.064



DISCLAIMER : This Report is **PRIVATE & CONFIDENTIAL** and it is prepared at the request of and for its use by the Subscriber only. The Subscriber shall use the contents of the Report merely as an aid to its business. Mira Inform Private Limited ("MIPL") has collated information/data in the Report, which have not been verified unless otherwise specifically mentioned in the Report. The Subscriber shall independently verify the accuracy and correctness of the information/data before in any way acting upon the same. MIPL shall not be liable for any harm, injury, loss or damage caused to the Subscriber due to default by the Subscriber's debtors/beneficiaries in fulfilling their obligations of any nature whatsoever. This Report or any of its portion shall not be used as a documentary evidence or otherwise before any investigative agencies or forum of law. This Report is confidential and proprietary to MIPL. The Subscriber and/or any other person(s) may not reproduce, publish or disclose any of the contents of the Report to others without the express authorization of MIPL. This Report is prepared and issued to the Subscriber without any risk, responsibility or liability on the part of MIPL or its officials.

NET PROFIT MARGIN

Net Profit Margin	31.03.2016	31.03.2017
	INR In Million	INR In Million
Sales	44.228	45.583
Profit/ (Loss)	0.049	0.038
	0.11%	0.08%



LOCAL AGENCY FURTHER INFORMATION

Sr. No.	Check list by info agents	Available in Report (Yes/No)
1	Year of establishment	Yes
2	Constitution of the entity -Incorporation details	Yes
3	Locality of the entity	Yes
4	Premises details	Yes
5	Buyer visit details	Yes
6	Contact numbers	Yes
7	Name of the person contacted	Yes
8	Designation of contact person	Yes
9	Promoter's background	Yes
10	Date of Birth of Proprietor / Partners / Directors	No
11	Pan Card No. of Proprietor / Partners	No
12	Voter Id Card No. of Proprietor / Partners	No
13	Type of business	Yes
14	Line of Business	Yes
15	Export/import details (if applicable)	No
16	No. of employees	Yes
17	Details of sister concerns	No
18	Major suppliers	No
19	Major customers	No
20	Banking Details	Yes
21	Banking facility details	No
22	Conduct of the banking account	--
23	Financials, if provided	Yes
24	Capital in the business	Yes
25	Last accounts filed at ROC, if applicable	Yes
26	Turnover of firm for last two years	Yes
27	Reasons for variation <> 20%	--
28	Estimation for coming financial year	No
29	Profitability for last two years	Yes
30	Major shareholders, if available	Yes
31	External Agency Rating, if available	No
32	Litigations that the firm/promoter involved in	--
33	Market information	--
34	Payments terms	Yes
35	Negative Reporting by Auditors in the Annual Report	No

OBSERVATION POINTS

Name of Company :	OMMEENA PHARMA DISTRIBUTORS PRIVATE LIMITED
Address :	No 7, 1st & 2nd Floor, 34 Street, Pudur, Ashok Nagar, Chennai – 600083, Tamilnadu, India
Person to whom we met:	Name: Mr. Dayakumar [Building Security]
Name Board :	Sighted
Location:	Easy
Landmark:	Back Side to Jawahar Vidyalaya
Total Floors of the Building :	Ground + 2 Floor
Subject situated on:	Whole premises
Locality:	Residential
Area :	Neutral
Neighbour Interview:	On inquiry with Owner (Name Refused) from “Sridevi Enterprises” and Owner (Name Refused) from “Absolute Trend Beauty Salon”, they both confirmed the existence of the subject on the given address
Proof of visit:	Photos

INDEX OF CHARGES: NO CHARGES EXISTS FOR COMPANY

CMT REPORT (Corruption, Money Laundering & Terrorism]

The Public Notice information has been collected from various sources including but not limited to: **The Courts, India Prisons Service, Interpol, etc.**

1] INFORMATION ON DESIGNATED PARTY

No exist designating subject or any of its beneficial owners, controlling shareholders or senior officers as terrorist or terrorist organization or whom notice had been received that all financial transactions involving their assets have been blocked or convicted, found guilty or against whom a judgement or order had been entered in a proceedings for violating money-laundering, anti-corruption or bribery or international economic or anti-terrorism sanction laws or whose assets were seized, blocked, frozen or ordered forfeited for violation of money laundering or international anti-terrorism laws.

2] Court Declaration :

No records exist to suggest that subject is or was the subject of any formal or informal allegations, prosecutions or other official proceeding for making any prohibited payments or other improper payments to government officials for engaging in prohibited transactions or with designated parties.

3] Asset Declaration :

No records exist to suggest that the property or assets of the subject are derived from criminal conduct or a prohibited transaction.

4] Record on Financial Crime :

Charges or conviction registered against subject: **None**

5] Records on Violation of Anti-Corruption Laws :

Charges or investigation registered against subject: **None**

6] Records on Int'l Anti-Money Laundering Laws/Standards :

Charges or investigation registered against subject: **None**

7] Criminal Records

No available information exist that suggest that subject or any of its principals have been formally charged or convicted by a competent governmental authority for any financial crime or under any formal investigation by a competent government authority for any violation of anti-corruption laws or international anti-money laundering laws or standard.

8] Affiliation with Government :

No record exists to suggest that any director or indirect owners, controlling shareholders, director, officer or employee of the company is a government official or a family member or close business associate of a Government official.

9] Compensation Package :

Our market survey revealed that the amount of compensation sought by the subject is fair and reasonable and comparable to compensation paid to others for similar services.

10] Press Report :

No press reports / filings exists on the subject.

CORPORATE GOVERNANCE

MIRA INFORM as part of its Due Diligence do provide comments on Corporate Governance to identify management and governance. These factors often have been predictive and in some cases have created vulnerabilities to credit deterioration.

Our Governance Assessment focuses principally on the interactions between a company's management, its Board of Directors, Shareholders and other financial stakeholders.

CONTRAVENTION

Subject is not known to have contravened any existing local laws, regulations or policies that prohibit, restrict or otherwise affect the terms and conditions that could be included in the agreement with the subject.

FOREIGN EXCHANGE RATES

Currency	Unit	INR
US Dollar	1	INR 72.10
UK Pound	1	INR 93.70
Euro	1	INR 81.44

INFORMATION DETAILS

Information Gathered by :	GYT
Analysis Done by :	VIK R
Report Prepared by :	ARC

DISCLAIMER : This Report is **PRIVATE & CONFIDENTIAL** and it is prepared at the request of and for its use by the Subscriber only. The Subscriber shall use the contents of the Report merely as an aid to its business. Mira Inform Private Limited ("MIPL") has collated information/data in the Report, which have not been verified unless otherwise specifically mentioned in the Report. The Subscriber shall independently verify the accuracy and correctness of the information/data before in any way acting upon the same. MIPL shall not be liable for any harm, injury, loss or damage caused to the Subscriber due to default by the Subscriber's debtors/beneficiaries in fulfilling their obligations of any nature whatsoever. This Report or any of its portion shall not be used as a documentary evidence or otherwise before any investigative agencies or forum of law. This Report is confidential and proprietary to MIPL. The Subscriber and/or any other person(s) may not reproduce, publish or disclose any of the contents of the Report to others without the express authorization of MIPL. This Report is prepared and issued to the Subscriber without any risk, responsibility or liability on the part of MIPL or its officials.

SCORE FACTORS

DEMERIT POINTS		
--BANK CHARGES	YES/NO	NO
--LITIGATION	YES/NO	NO
--OTHER ADVERSE INFORMATION	YES/NO	NO
MERIT POINTS		
--SOLE DISTRIBUTORSHIP	YES/NO	NO
--EXPORT ACTIVITIES	YES/NO	NO
--AFFILIATION	YES/NO	NO
--LISTED	YES/NO	NO
--OTHER MERIT FACTORS	YES/NO	YES

RATING EXPLANATIONS

Credit Rating	Explanation	Rating Comments
A++	Minimum Risk	Business dealings permissible with minimum risk of default
A+	Low Risk	Business dealings permissible with low risk of default
A	Acceptable Risk	Business dealings permissible with moderate risk of default
B	Medium Risk	Business dealings permissible on a regular monitoring basis
C	Medium High Risk	Business dealings permissible preferably on secured basis
D	High Risk	Business dealing not recommended or on secured terms only
NB	New Business	No recommendation can be done due to business in infancy stage
NT	No Trace	No recommendation can be done as the business is not traceable

NB is stated where there is insufficient information to facilitate rating. However, it is not to be considered as unfavourable.

This score serves as a reference to assess SC's credit risk and to set the amount of credit to be extended. It is calculated from a composite of weighted scores obtained from each of the major sections of this report. The assessed factors are as follows:

- Financial condition covering various ratios
- Company background and operations size
- Promoters / Management background
- Payment record
- Litigation against the subject
- Industry scenario / competitor analysis
- Supplier / Customer / Banker review (wherever available)

DISCLAIMER : This Report is **PRIVATE & CONFIDENTIAL** and it is prepared at the request of and for its use by the Subscriber only. The Subscriber shall use the contents of the Report merely as an aid to its business. Mira Inform Private Limited ("MIPL") has collated information/data in the Report, which have not been verified unless otherwise specifically mentioned in the Report. The Subscriber shall independently verify the accuracy and correctness of the information/data before in any way acting upon the same. MIPL shall not be liable for any harm, injury, loss or damage caused to the Subscriber due to default by the Subscriber's debtors/beneficiaries in fulfilling their obligations of any nature whatsoever. This Report or any of its portion shall not be used as a documentary evidence or otherwise before any investigative agencies or forum of law. This Report is confidential and proprietary to MIPL. The Subscriber and/or any other person(s) may not reproduce, publish or disclose any of the contents of the Report to others without the express authorization of MIPL. This Report is prepared and issued to the Subscriber without any risk, responsibility or liability on the part of MIPL or its officials.